



US00D332422S

United States Patent [19]

[11] Patent Number: Des. 332,422

Weder et al.

[45] Date of Patent: ** Jan. 12, 1993

[54] FLOWER POT COVER

[75] Inventors: Donald E. Weder; Erwin H. Weder, both of Highland, Ill.; Wanda M. Weder, Highland, Calif.; Franklin J. Craig, Valley Park, Mo.; Wilma M. Donnelly, Highland, Ill.; Phyllis J. Bolk, Highland, Ill.; John W. Bergstrand, Highland, Ill.; Robert C. Abrams, Edwardsville, Ill.

[73] Assignee: Highland Supply Corporation, Highland, Ill.

[**] Term: 14 Years

[21] Appl. No.: 824,140

[22] Filed: Jan. 22, 1992

D. 293,306	12/1987	Weder et al.	D11/164
D. 293,307	12/1987	Weder et al.	D11/164
D. 293,308	12/1987	Weder et al.	D11/164
D. 293,774	1/1988	Weder et al.	D11/164
D. 293,775	1/1988	Weder et al.	D11/164
D. 297,422	8/1988	Weder et al.	D11/164
4,300,312	11/1981	Weder et al.	D11/143

OTHER PUBLICATIONS

Ready-to-Use Illustrations For Holidays by Ed Sibbett, Jr. ©1983 p. 6, Shamrocks.

Primary Examiner—Bernard Ansher
Assistant Examiner—Sandra Morris
Attorney, Agent, or Firm—Dunlap, Coddling & Lee

[57] CLAIM

The ornamental design for a flower pot cover, as shown and described.

DESCRIPTION

FIG. 1 is a top perspective view of a flower pot cover showing our new design, the bottom being flat;
 FIG. 2 is a reduced side elevational view thereof, all sides being identical and the pattern which is partially shown is understood to repeat uniformly across the circumscribed area;
 FIG. 3 is a reduced side elevational view of a second embodiment of the design of FIG. 1, the only difference being the area to which the pattern is applied;
 FIG. 4 is a reduced side elevational view of a third embodiment of the design of FIG. 1, the only difference being the scalloped upper edge of the outer layer;
 FIG. 5 is a reduced side elevational view of a fourth embodiment of the design of FIG. 1, the only differences being the area to which the pattern is applied and the scalloped upper edge of the outer layer;
 FIG. 6 is a reduced side elevational view of a fifth embodiment of the design of FIG. 1, the only difference being the straight upper edge of the outer layer;
 FIG. 7 is a reduced side elevational view of a sixth embodiment of the design of FIG. 1, the only differences being the area to which the pattern is applied and the straight upper edge of the outer layer; and,
 FIG. 8 is an enlarged plan view of the pattern shown in FIG. 2.

The flower pot cover has no substantial thickness.

Related U.S. Application Data

[60] Division of Ser. No. 642,091, Jan. 16, 1991, Pat. No. Des. 326,069, which is a division of Ser. No. 108,316, Oct. 13, 1987, Pat. No. Des. 316,838, which is a continuation-in-part of Ser. No. 613,053, May 22, 1984, Pat. No. Des. 293,224.

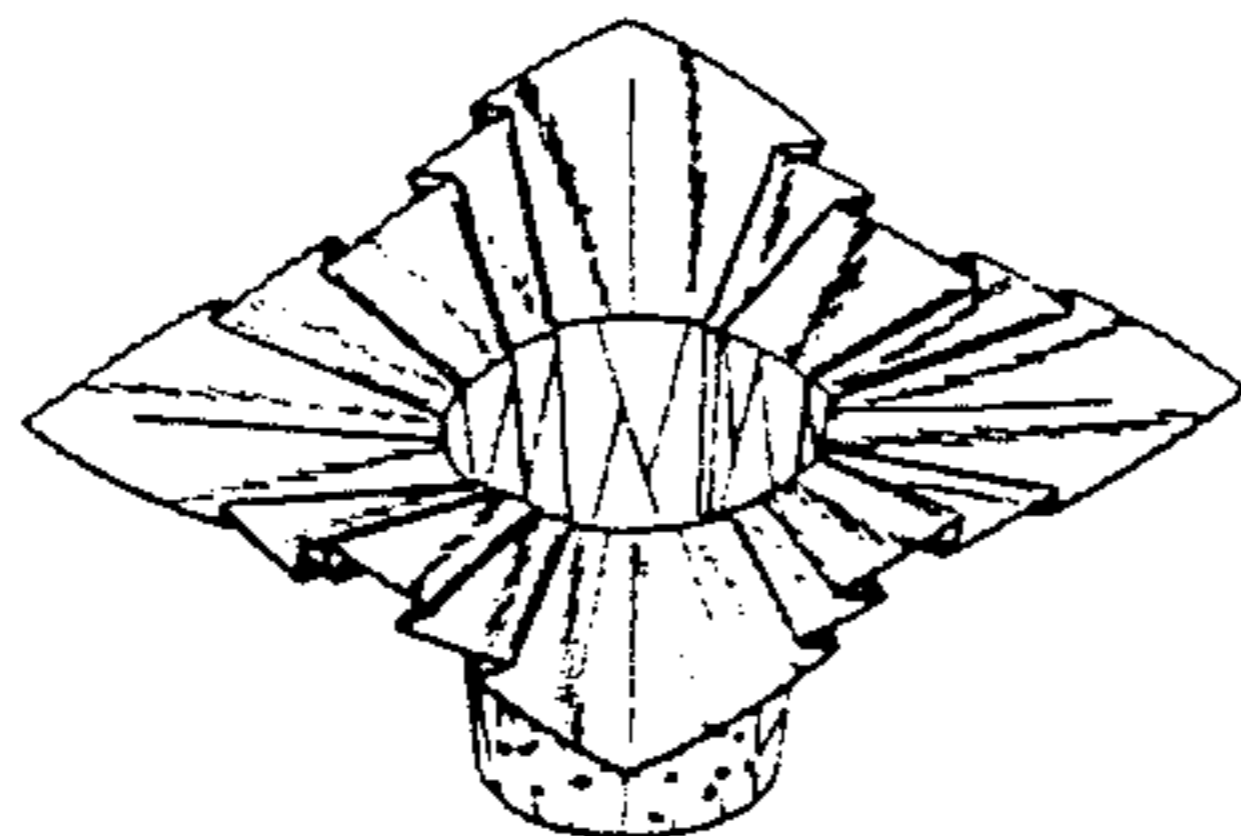
[52] U.S. Cl. D11/149; D5/24; D11/164

[58] Field of Search D5/7.24; D11/143, 149, D11/152, 153, 155, 156, 164

[56] References Cited

U.S. PATENT DOCUMENTS

D. 289,982	5/1987	Weder et al.	D11/164
D. 292,183	10/1987	Weder et al.	D11/164
D. 292,184	10/1987	Weder et al.	D11/164
D. 292,185	10/1987	Weder et al.	D11/164
D. 292,186	10/1987	Weder et al.	D11/164
D. 292,187	10/1987	Weder et al.	D11/164
D. 292,188	10/1987	Weder et al.	D11/164
D. 292,189	10/1987	Weder et al.	D11/164
D. 292,190	10/1987	Weder et al.	D11/164
D. 292,191	10/1987	Weder et al.	D11/164
D. 292,561	11/1987	Weder et al.	D11/164
D. 293,222	12/1987	Weder et al.	D11/164
D. 293,223	12/1987	Weder et al.	D11/164
D. 293,304	12/1987	Weder et al.	D11/164
D. 293,305	12/1987	Weder et al.	D11/164



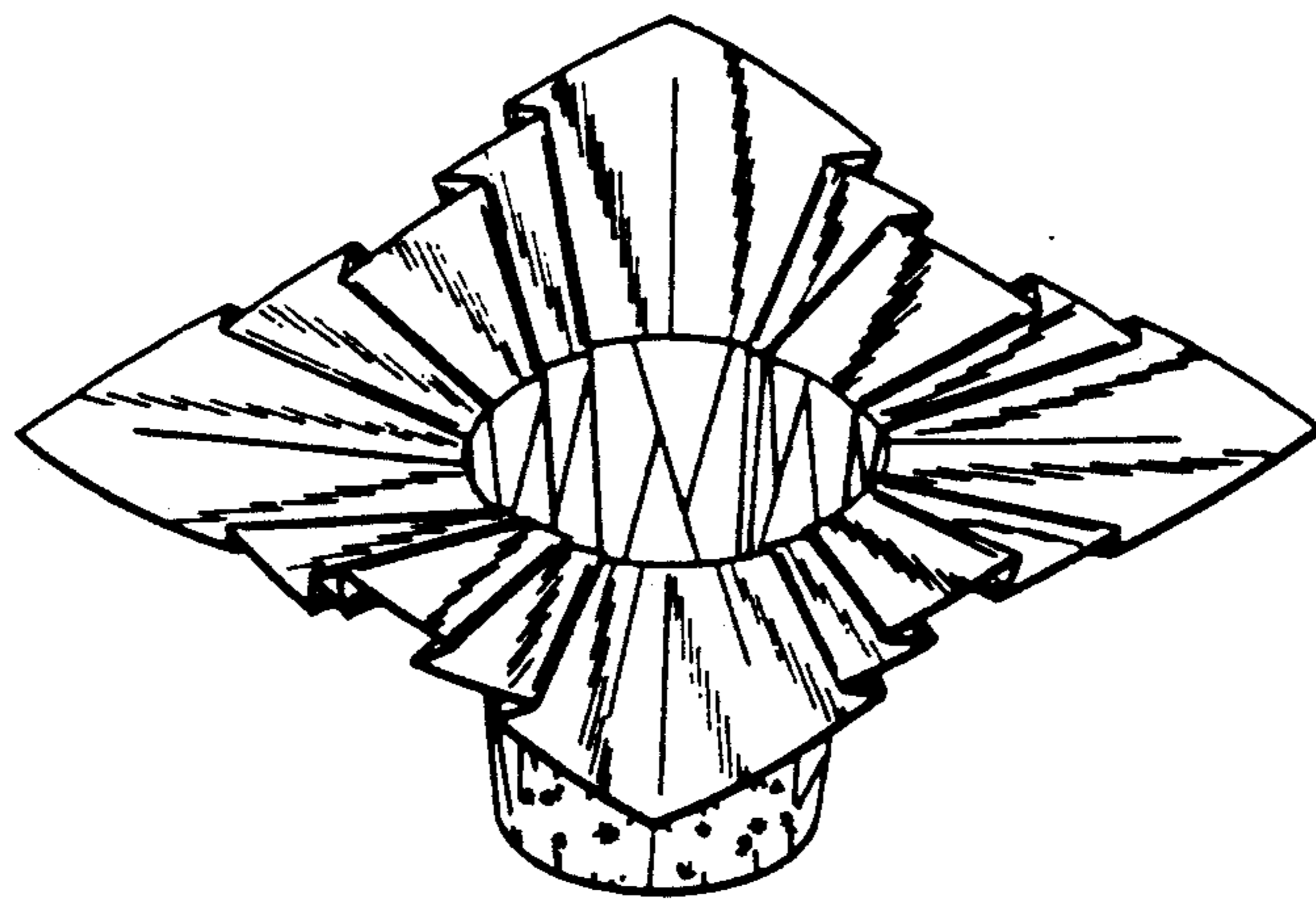


FIG. 1

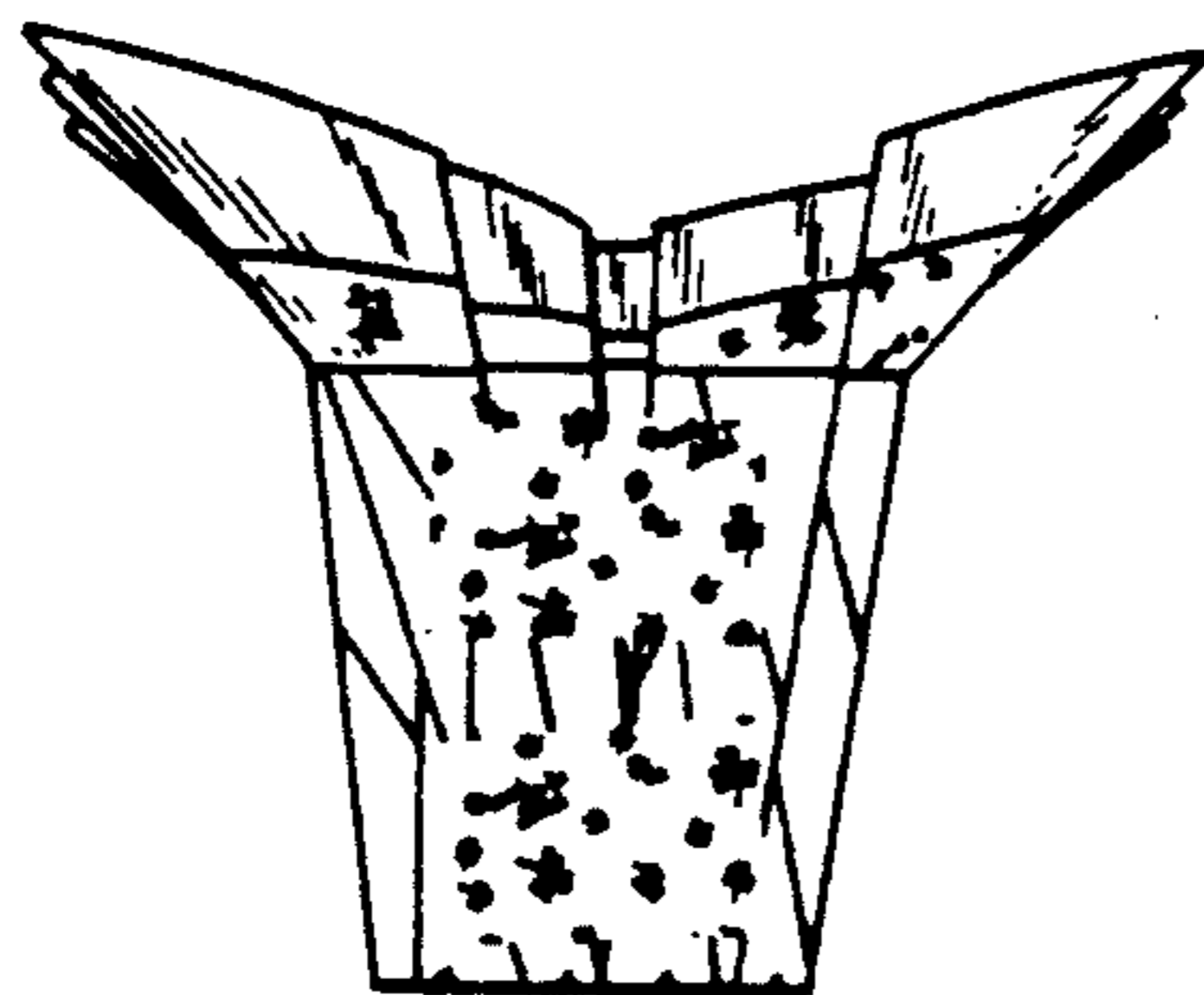


FIG. 2

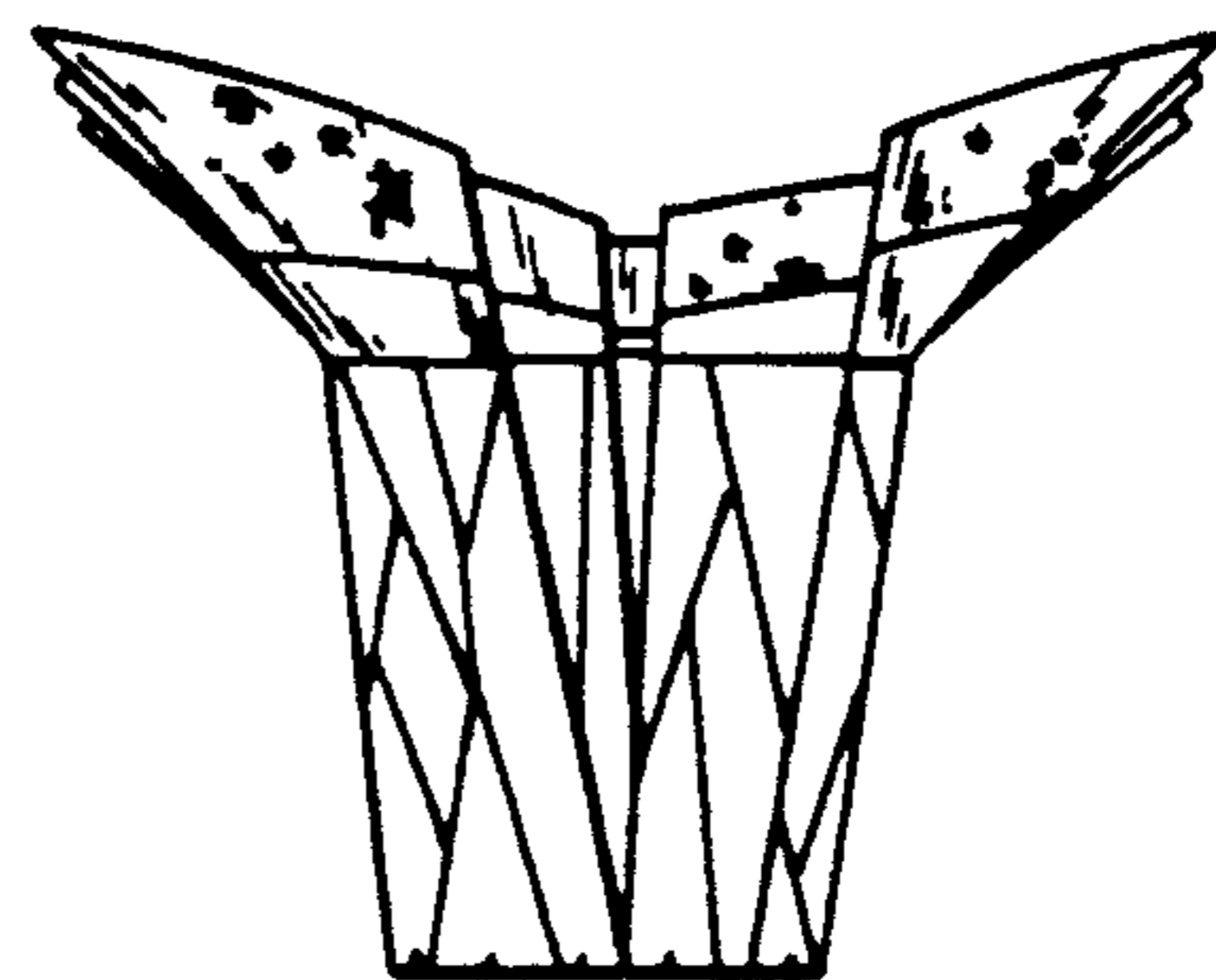


FIG. 3

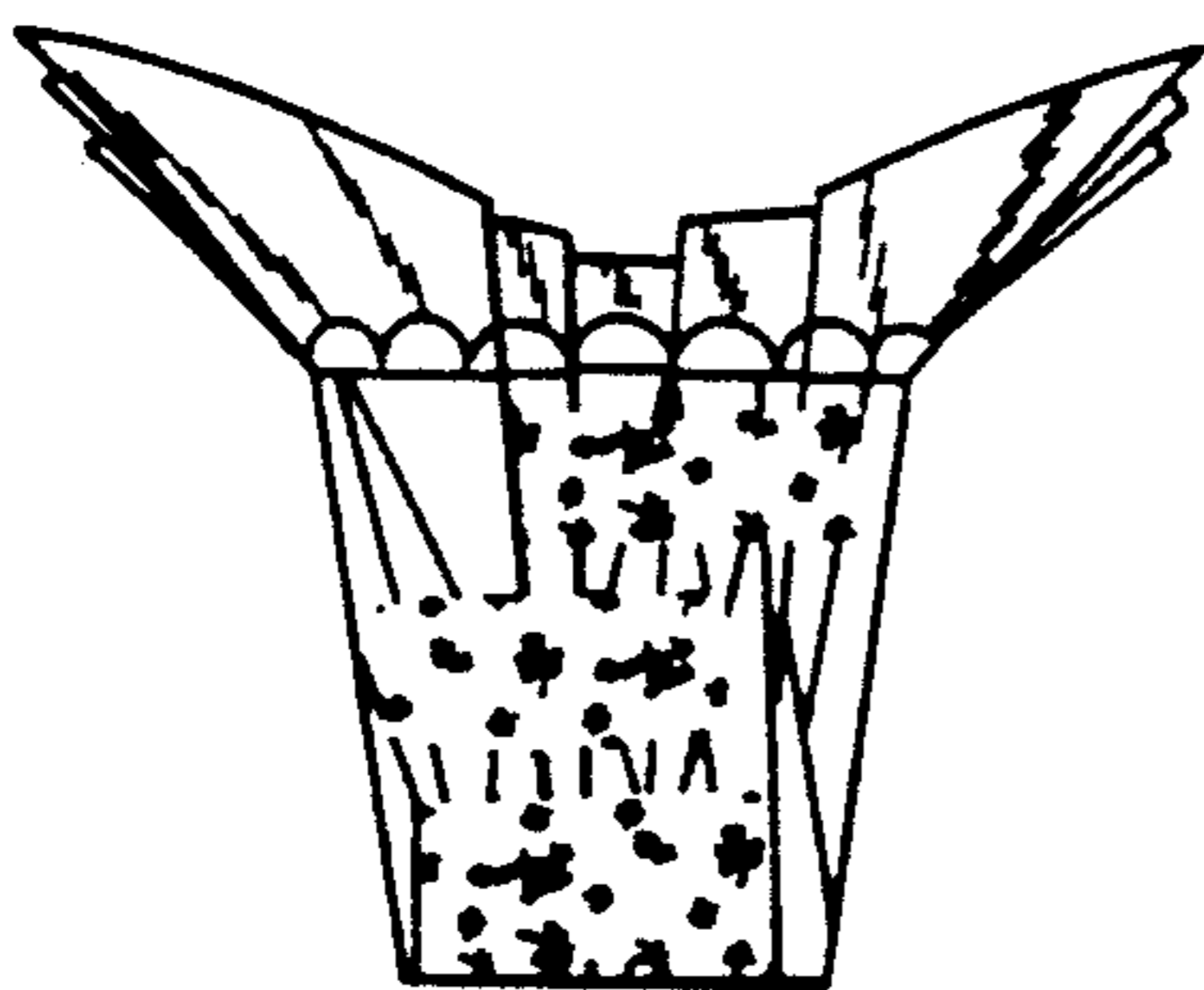


FIG. 4

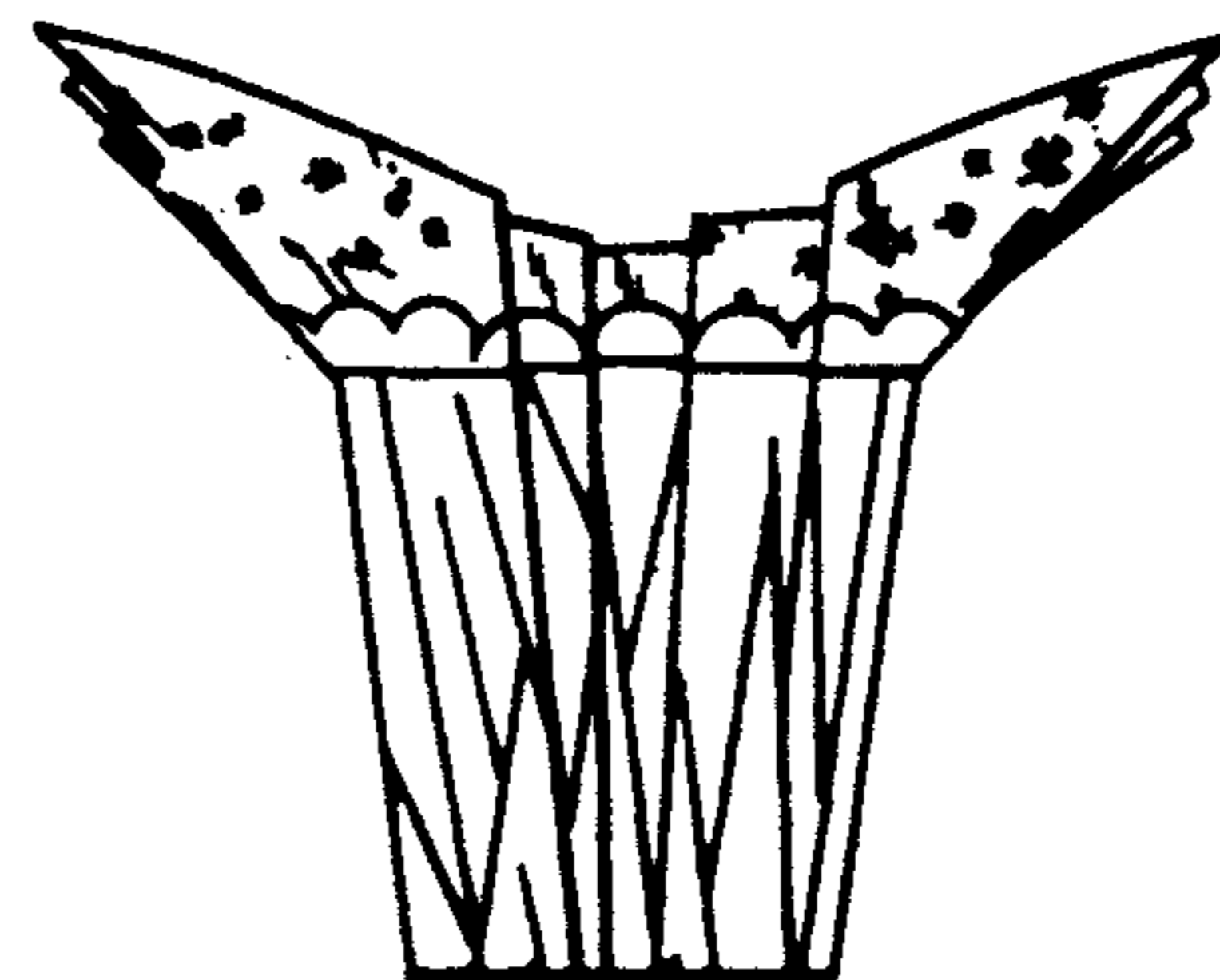


FIG. 5

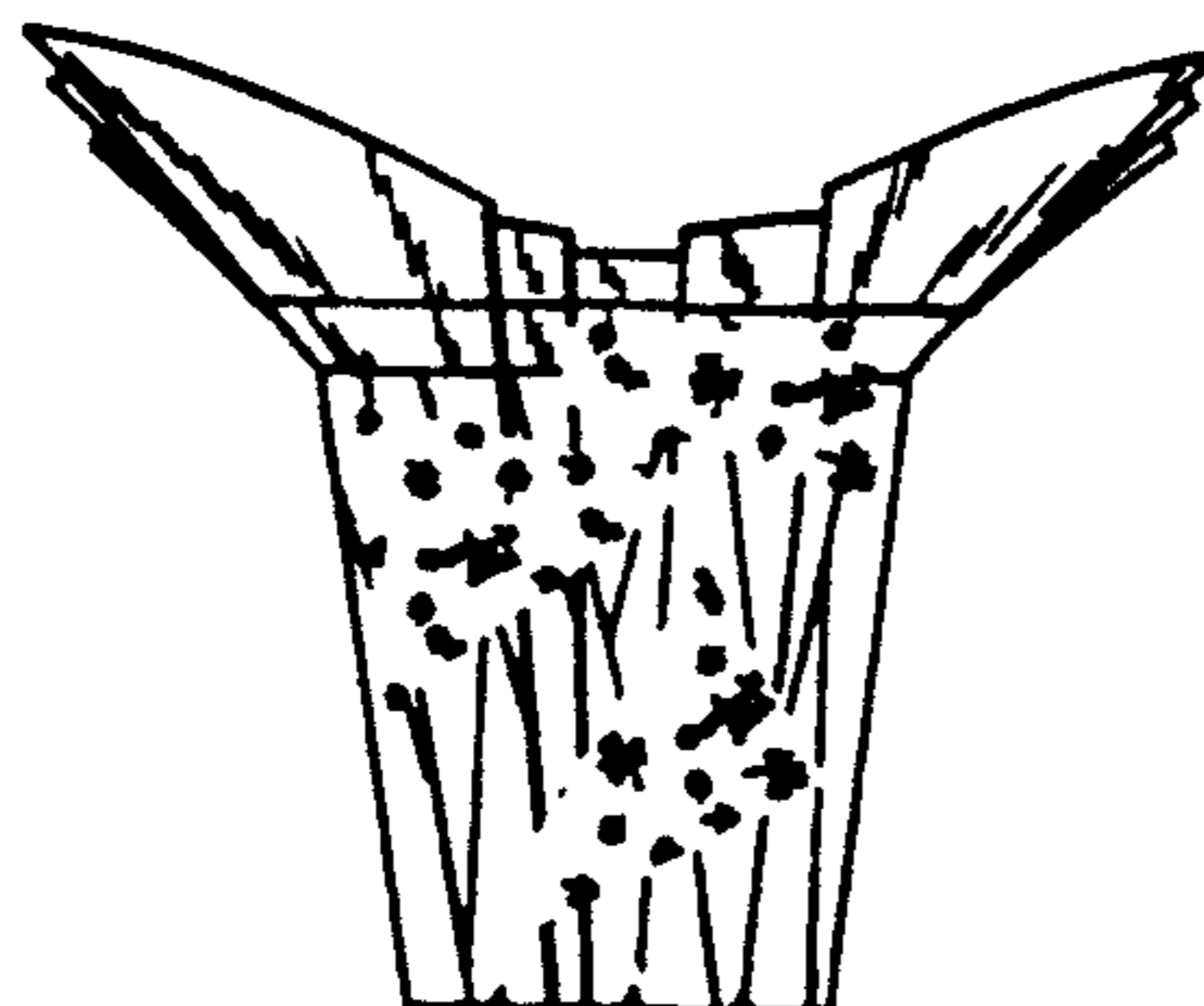


FIG. 6

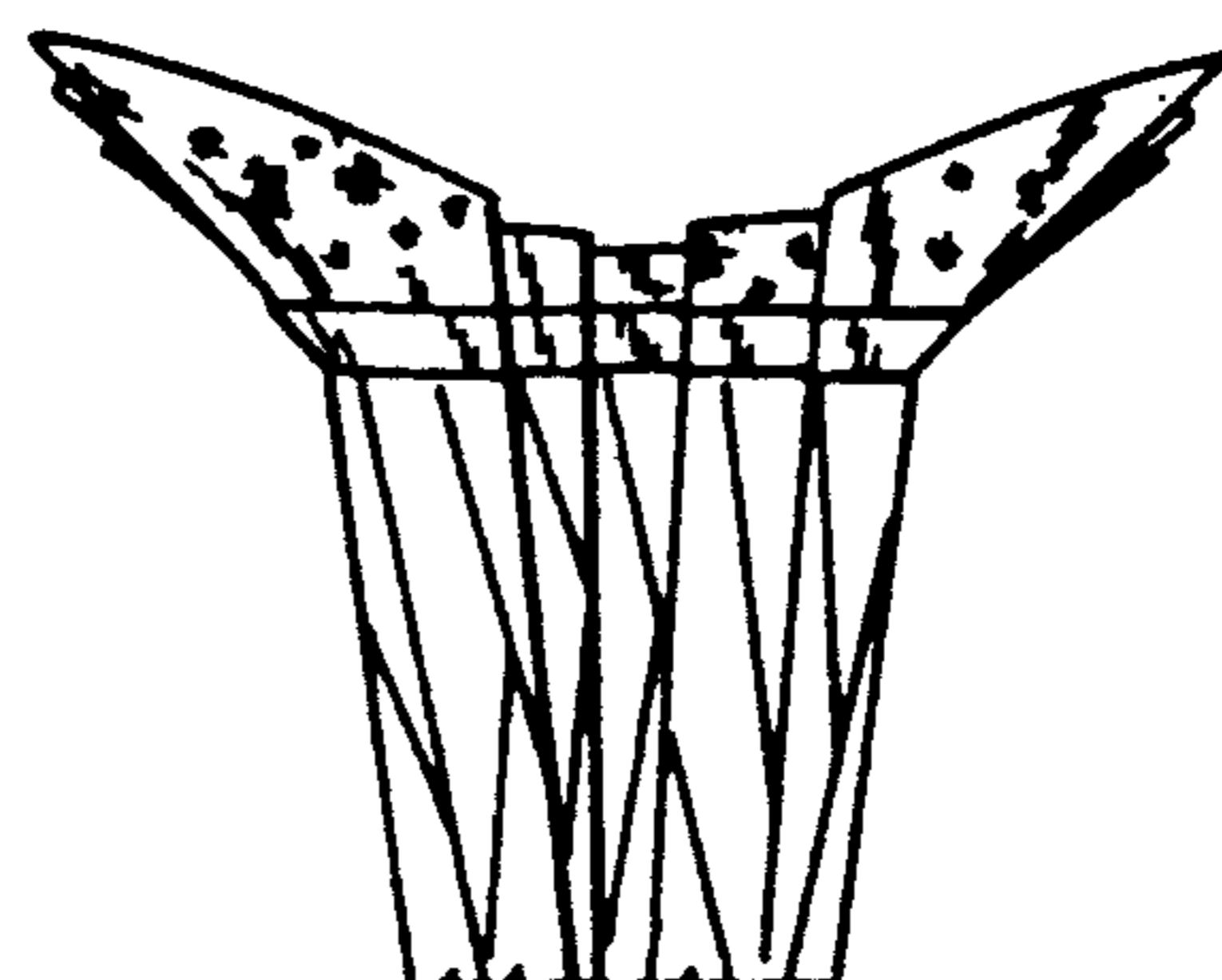


FIG. 7

