



US00D332419S

# United States Patent [19]

[11] Patent Number: **Des. 332,419**

**Maskell**

[45] Date of Patent: **\*\* Jan. 12, 1993**

[54] FINGER RING

1,950,526 3/1934 Stetter ..... D11/26

[76] Inventor: **Leila L. Maskell**, 140 Tulip Dr.,  
Meriden, Conn. 06450

### OTHER PUBLICATIONS

Woodward & Lothrop from Wash. Post Mar. 19, 1979  
Bottom page B5.

[\*\*] Term: **14 Years**

*Primary Examiner*—A. Hugo Word  
*Assistant Examiner*—R. Seifert  
*Attorney, Agent, or Firm*—Leon Gilden

[21] Appl. No.: **482,740**

[22] Filed: **Feb. 21, 1990**

[52] U.S. Cl. .... **D11/26**

[57] **CLAIM**

[58] Field of Search ..... **D11/1-12,**  
**D11/14, 17, 18, 23, 26-39; 63/1.1-4, 15-15.6**

The ornamental design for a finger ring, as shown and described.

[56] **References Cited**

### DESCRIPTION

#### U.S. PATENT DOCUMENTS

D. 20,736	5/1891	Beach	.....	D11/26
D. 20,737	5/1891	Beach	.....	D11/26
D. 20,738	5/1891	Beach	.....	D11/26
D. 20,739	5/1891	Beach	.....	D11/26
D. 157,454	2/1950	Wheeler	.....	D11/26
D. 285,625	9/1986	Kirk	.....	D11/208

FIG. 1 is a front elevational view of the finger ring showing my new design;

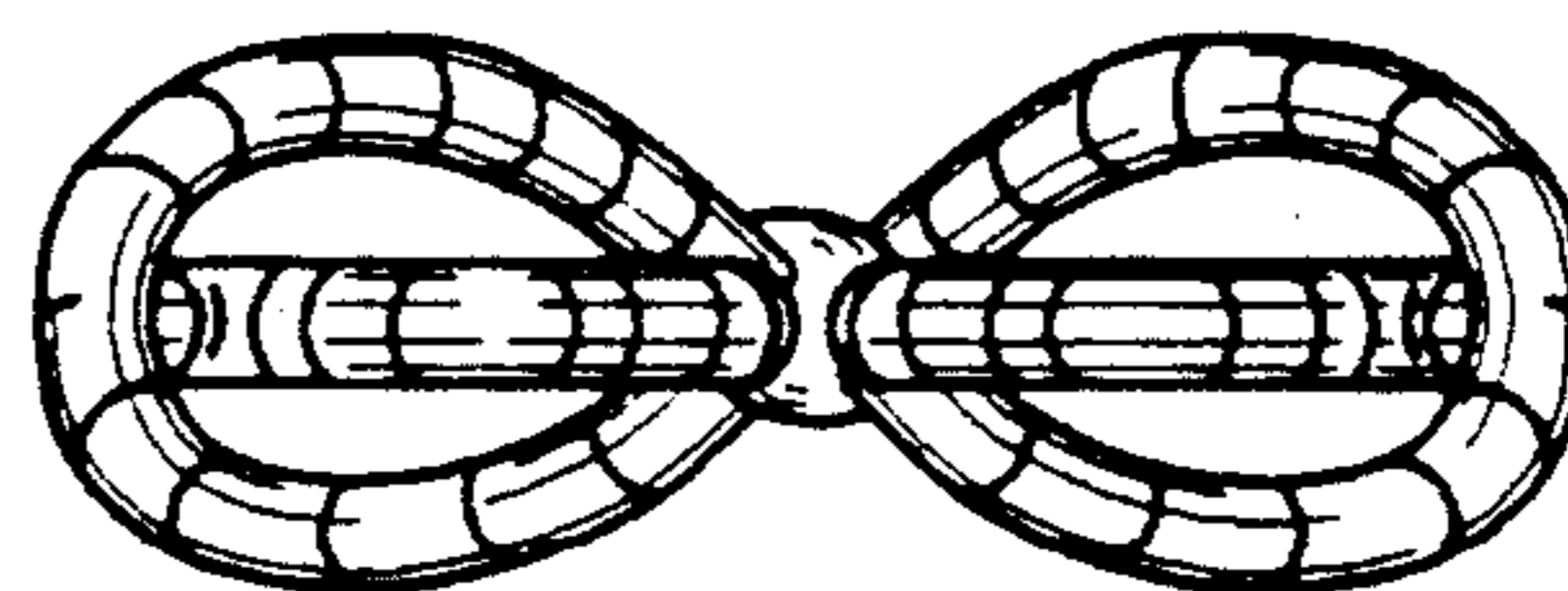

FIG. 2 is a rear elevational view thereof;

FIG. 3 is a left side elevational view thereof;


FIG. 4 is a right side elevational view thereof;

FIG. 5 is a top plan view thereof; and,


FIG. 6 is a bottom plan view thereof.



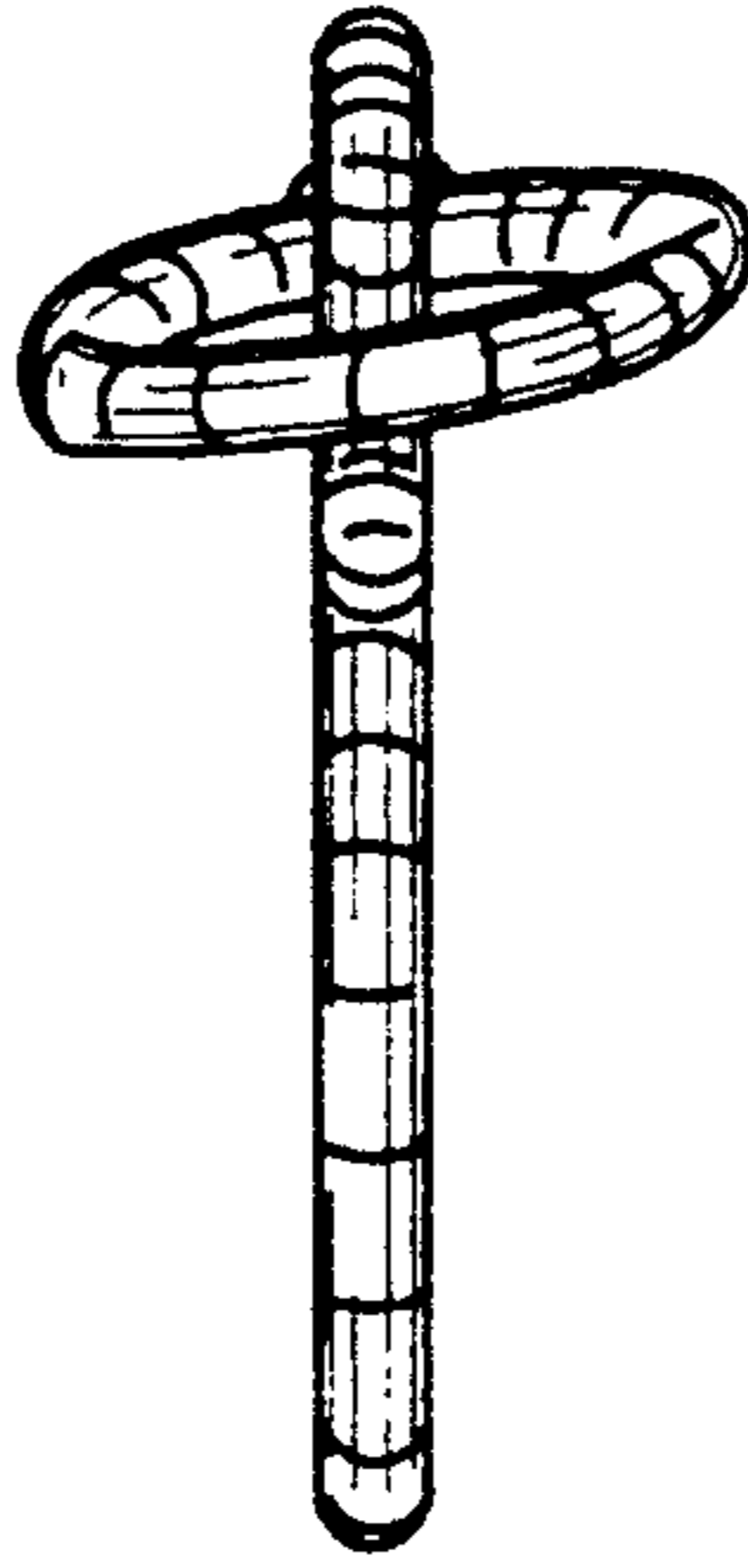
*FIG. 1*



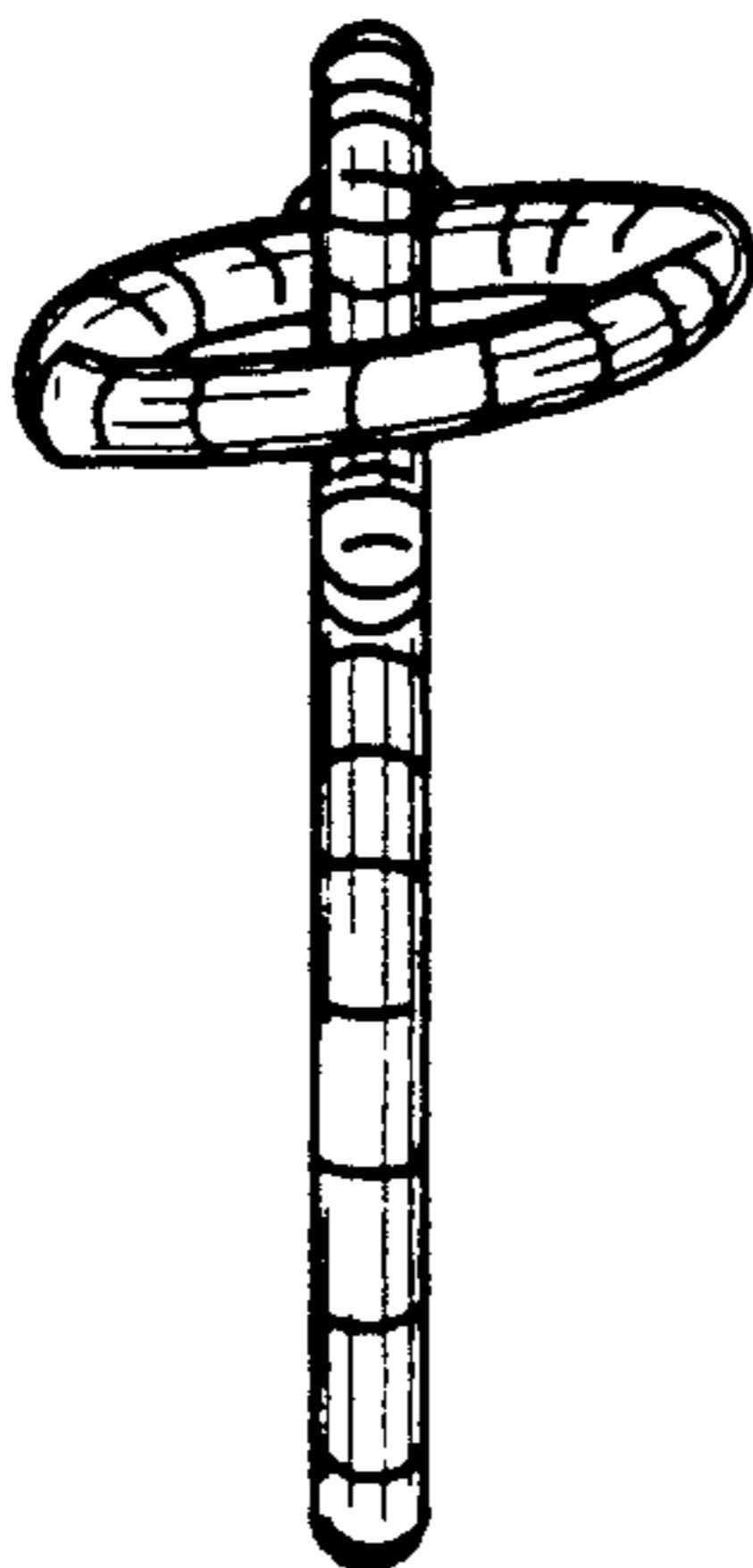
*FIG. 2*



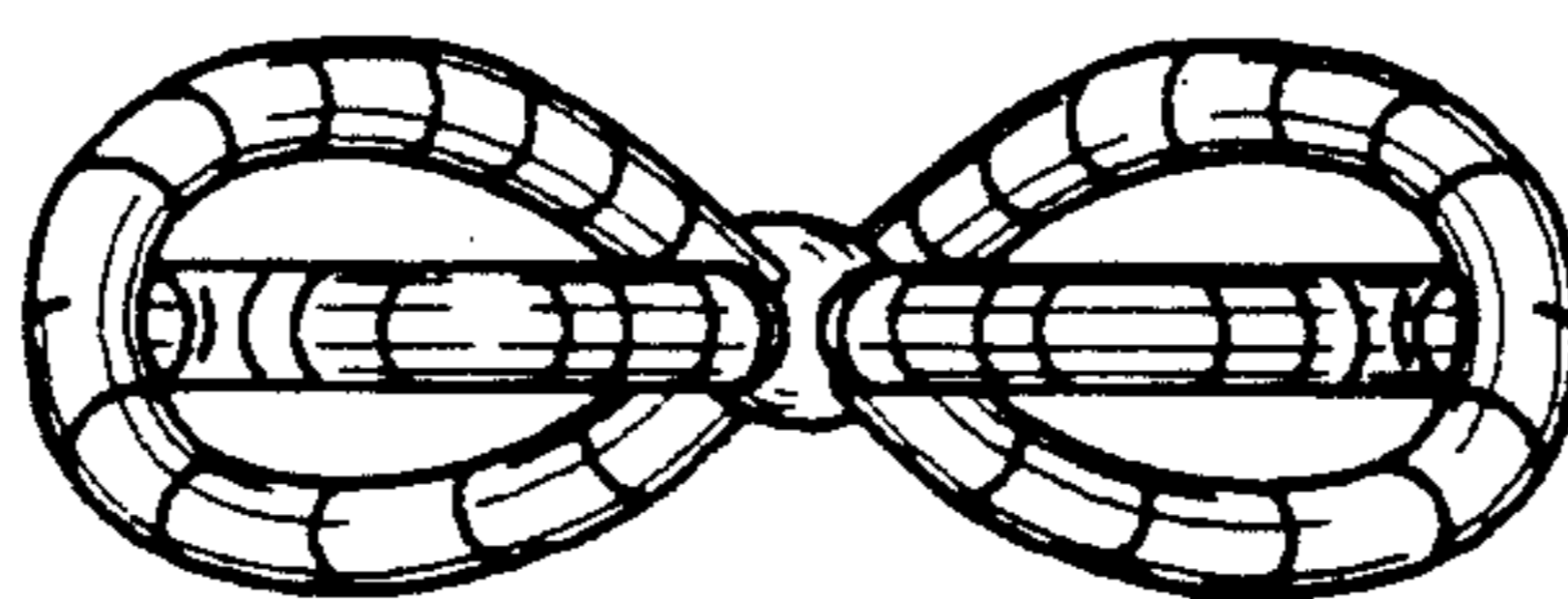
*FIG. 3*



*FIG. 4*



*FIG. 5*



*FIG. 6*

