



US00D332415S

United States Patent [19] Storsberg

[11] Patent Number: **Des. 332,415**

[45] Date of Patent: **** Jan. 12, 1993**

[54] **BATHROOM SCALE**

[75] Inventor: **Günter Storsberg**, Solingen, Fed. Rep. of Germany

[73] Assignee: **Robert Krups GmbH. & Co. KG.**, Solingen, Fed. Rep. of Germany

[*] Notice: The portion of the term of this patent subsequent to Dec. 5, 2006 has been disclaimed.

[**] Term: **14 Years**

[21] Appl. No.: **626,688**

[22] Filed: **Dec. 12, 1990**

[52] U.S. Cl. **D10/92**

[58] Field of Search D10/91, 92, 89; 177/210 R, 210 FP, 238, 239, 177, 178, 245, 246, 256, DIG. 485

[56] **References Cited**

U.S. PATENT DOCUMENTS

- D. 281,236 11/1985 Muller et al. D10/92
- D. 303,097 8/1989 Muller D10/92

- D. 305,621 1/1990 Francis D10/92 X
- D. 305,992 2/1990 Carnvale et al. D10/92
- D. 305,994 2/1990 Carnvale et al. D10/92
- D. 307,727 5/1990 Hart et al. D10/92 X
- 1,893,041 1/1933 Schmitz 177/234 X
- 2,061,278 11/1936 Kircher 177/230

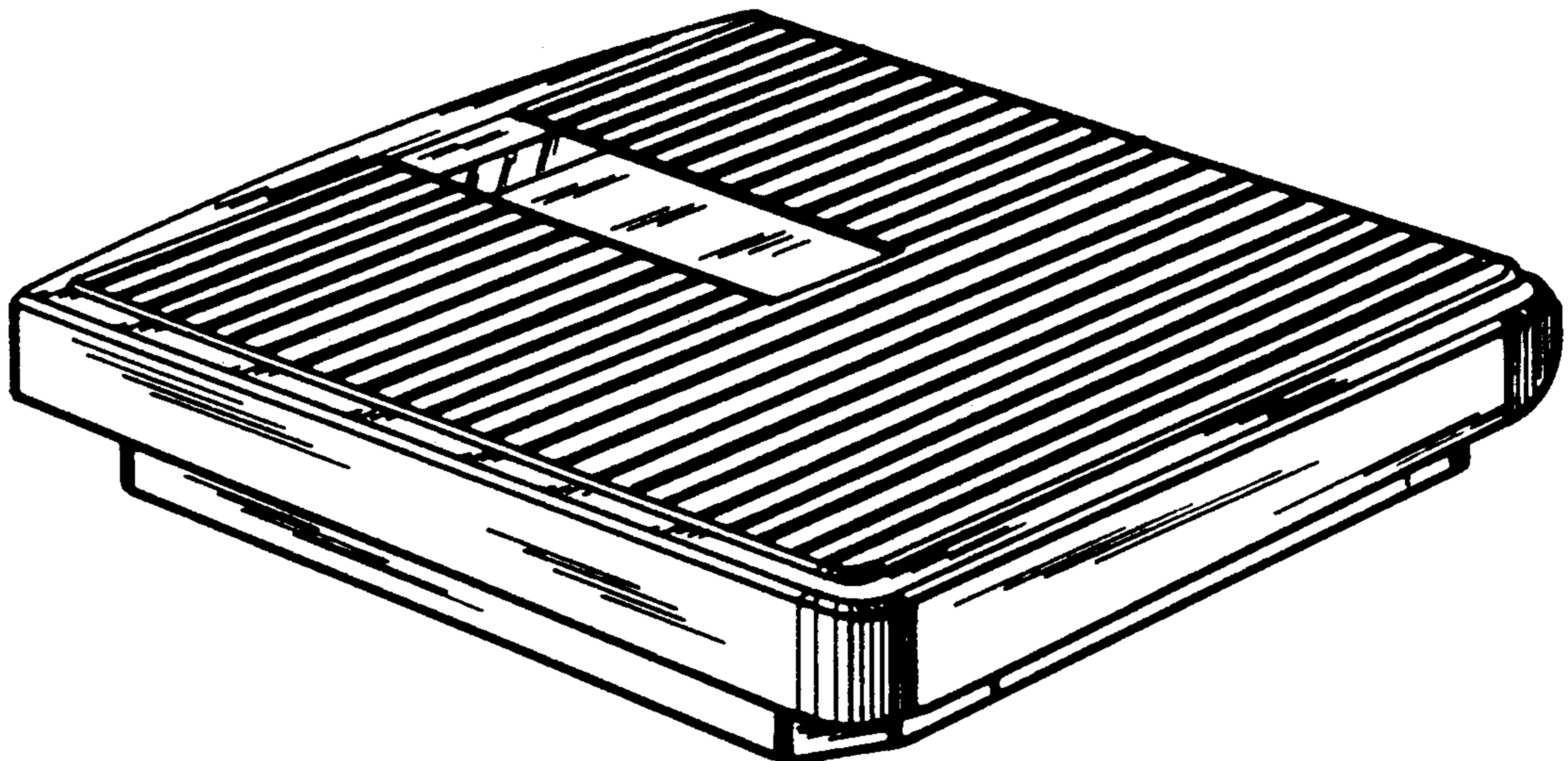
Primary Examiner—Alan P. Douglas
Assistant Examiner—Antoine D. Davis
Attorney, Agent, or Firm—Peter K. Kontler

[57] **CLAIM**

The ornamental design for a bathroom scale, as shown and described.

DESCRIPTION

FIG. 1 is a top, front and left side perspective view of a bathroom scale showing my new design;
FIG. 2 is a left side elevational view;
FIG. 3 is a right side elevational view;
FIG. 4 is a front elevational view;
FIG. 5 is a top plan view;
FIG. 6 is a bottom plan view; and,
FIG. 7 is a rear elevational view thereof.
FIG. 1 has been drawn on a slightly reduced scale with respect to FIGS. 2-7.



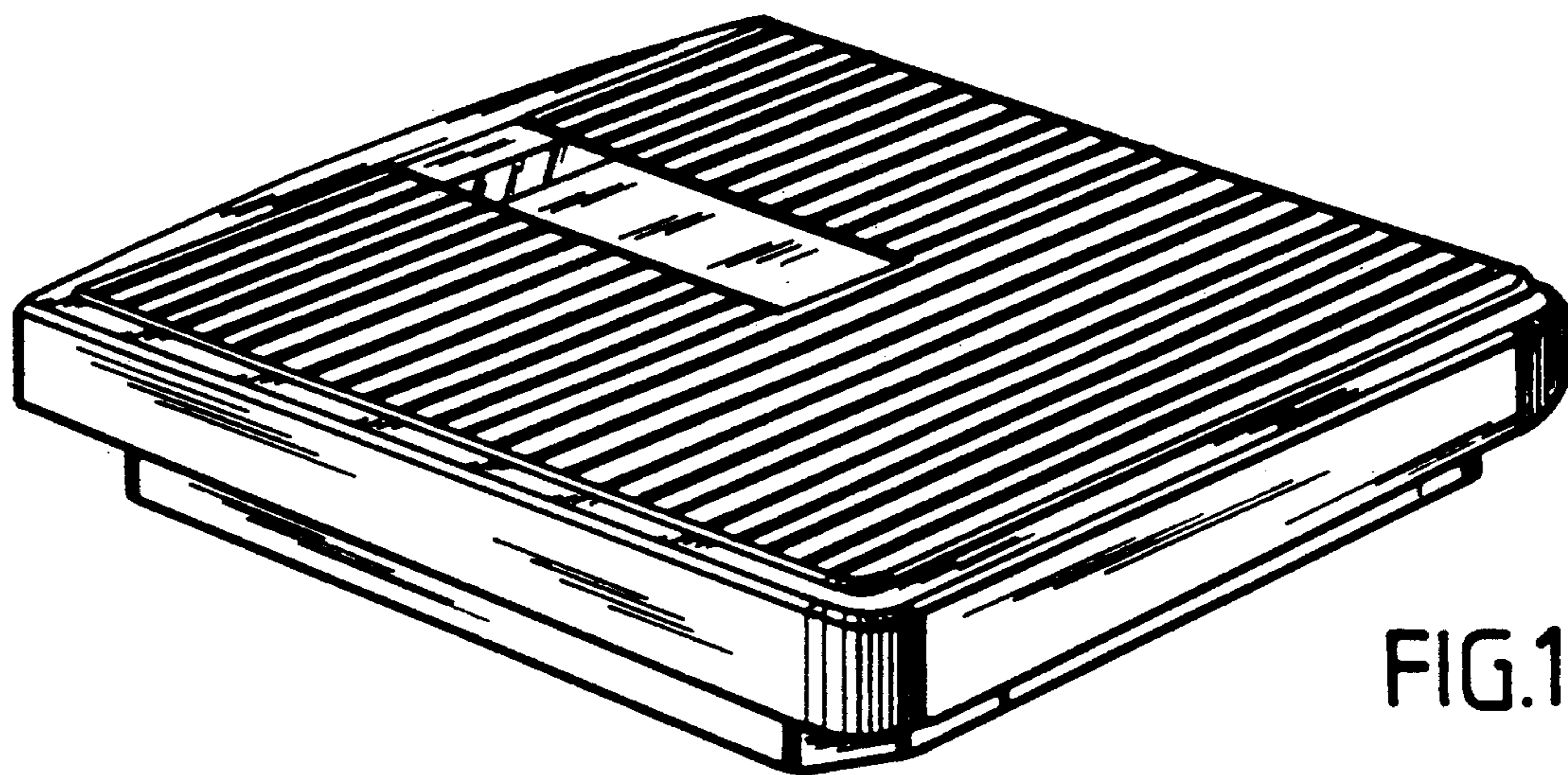


FIG. 1




FIG. 2




FIG. 3

FIG.4





FIG.5

FIG. 6





FIG. 7