



US00D332412S

# United States Patent [19]

[11] Patent Number: **Des. 332,412**

**Ninaber Van Eijben et al.**

[45] Date of Patent: **\*\* Jan. 12, 1993**

[54] **RULER**

[75] Inventors: **Bruno Ninaber Van Eijben, EJ Delft; Wolfram Peters, EM Leiden; Peter Krouwel, RG Leiden, all of Netherlands**

[73] Assignee: **Randstad Dienstengroep Nederland B.V., Netherlands**

[\*\*] Term: **14 Years**

[21] Appl. No.: **725,745**

[22] Filed: **Jul. 3, 1991**

[30] **Foreign Application Priority Data**

Jan. 7, 1991 [IB] Int'l Pat. Institute ..... **DM/018 523**  
 [52] U.S. Cl. .... **D10/71; D10/64**  
 [58] Field of Search ..... **D10/64, 70, 71; 33/483-494**

[56] **References Cited**

**U.S. PATENT DOCUMENTS**

D. 25,609	6/1896	Davis .....	D10/71
D. 59,462	10/1921	Draper .....	D10/71
D. 224,440	7/1972	Daughtry .....	D10/71 X
314,507	3/1885	Yongz .....	33/485 X
419,268	1/1890	Low .....	33/485 X
422,033	2/1890	Nisley .....	33/484

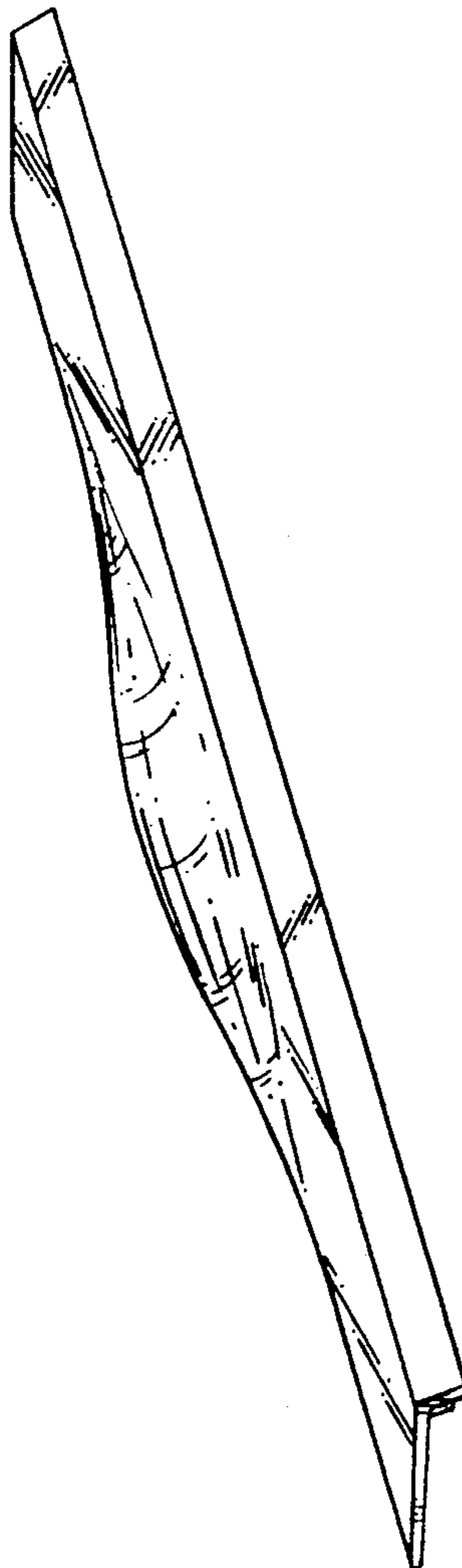
*Primary Examiner*—Alan P. Douglas  
*Assistant Examiner*—Antoine D. Davis  
*Attorney, Agent, or Firm*—Diller, Ramik & Wight

[57] **CLAIM**

The ornamental design for a ruler, as shown.

**DESCRIPTION**

FIG. 1 is a front perspective view of a ruler showing our new design;  
FIG. 2 is a bottom plan view thereof;  
FIG. 3 is a top plan view thereof;  
FIG. 4 is side view thereof; and,  
FIG. 5 is a rear elevational view thereof.



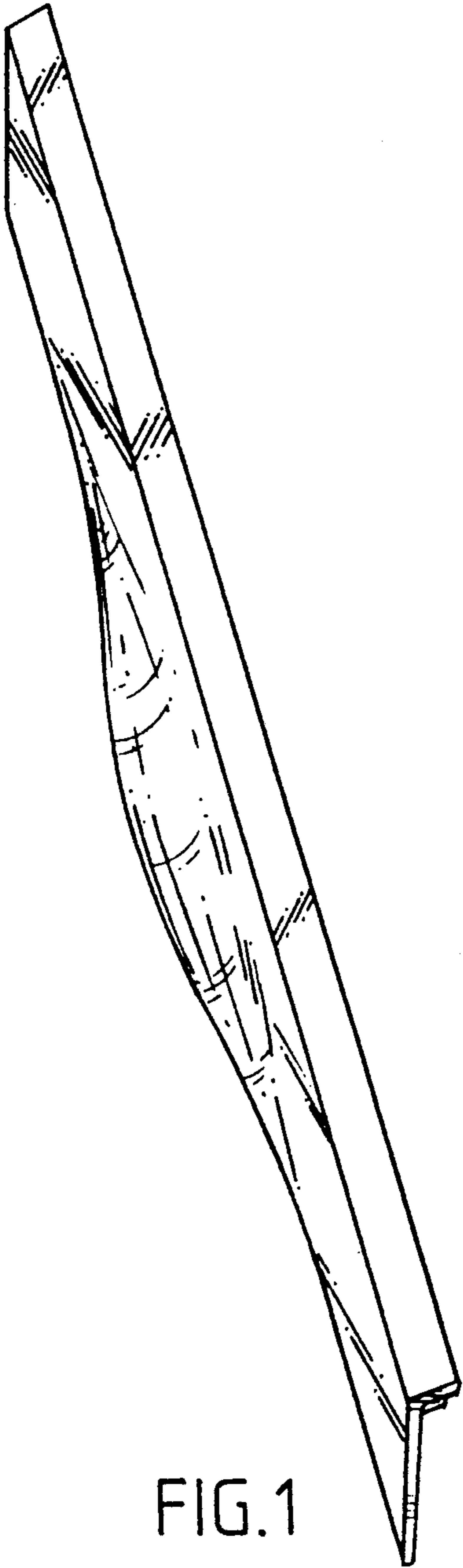


FIG. 1

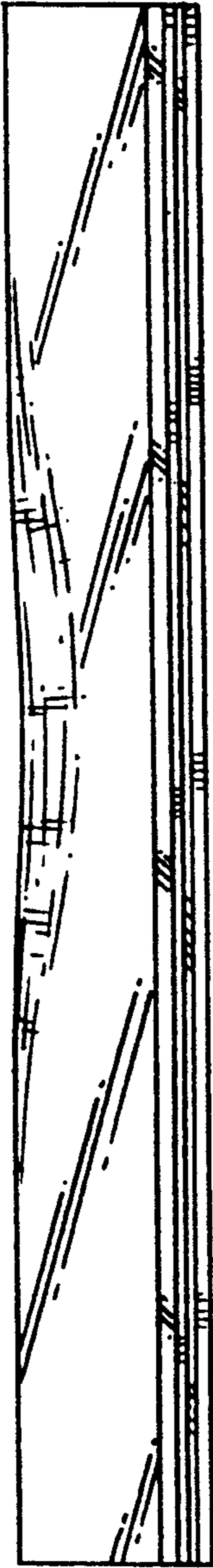


FIG. 2




FIG. 3



FIG. 4

FIG. 5

