



US00D332406S

# United States Patent [19]

[11] Patent Number: **Des. 332,406**

**Desgrippes et al.**

[45] Date of Patent: **\*\* Jan. 12, 1993**

[54] **COMBINED BOTTLE AND CAP**

[75] Inventors: **Joel Desgrippes; Veronique Moretti,**  
both of Paris; **Franck Weidel, Gagny,**  
all of France

[73] Assignee: **The Gillette Company, Boston, Mass.**

[\*\*] Term: **14 Years**

[21] Appl. No.: **653,448**

[22] Filed: **Feb. 5, 1991**

[52] U.S. Cl. .... **D9/570; D9/574;**  
**D9/449**

D. 75,852 7/1928 Lelong ..... D9/544 X  
 D. 86,629 3/1932 Nitardy ..... D9/570  
 D. 189,460 12/1960 Richter ..... D9/570 X  
 D. 279,261 6/1985 Blocksom et al. .... D9/571  
 D. 305,871 2/1990 Geiger ..... D9/454 X  
 D. 323,617 2/1992 Miller ..... D9/570

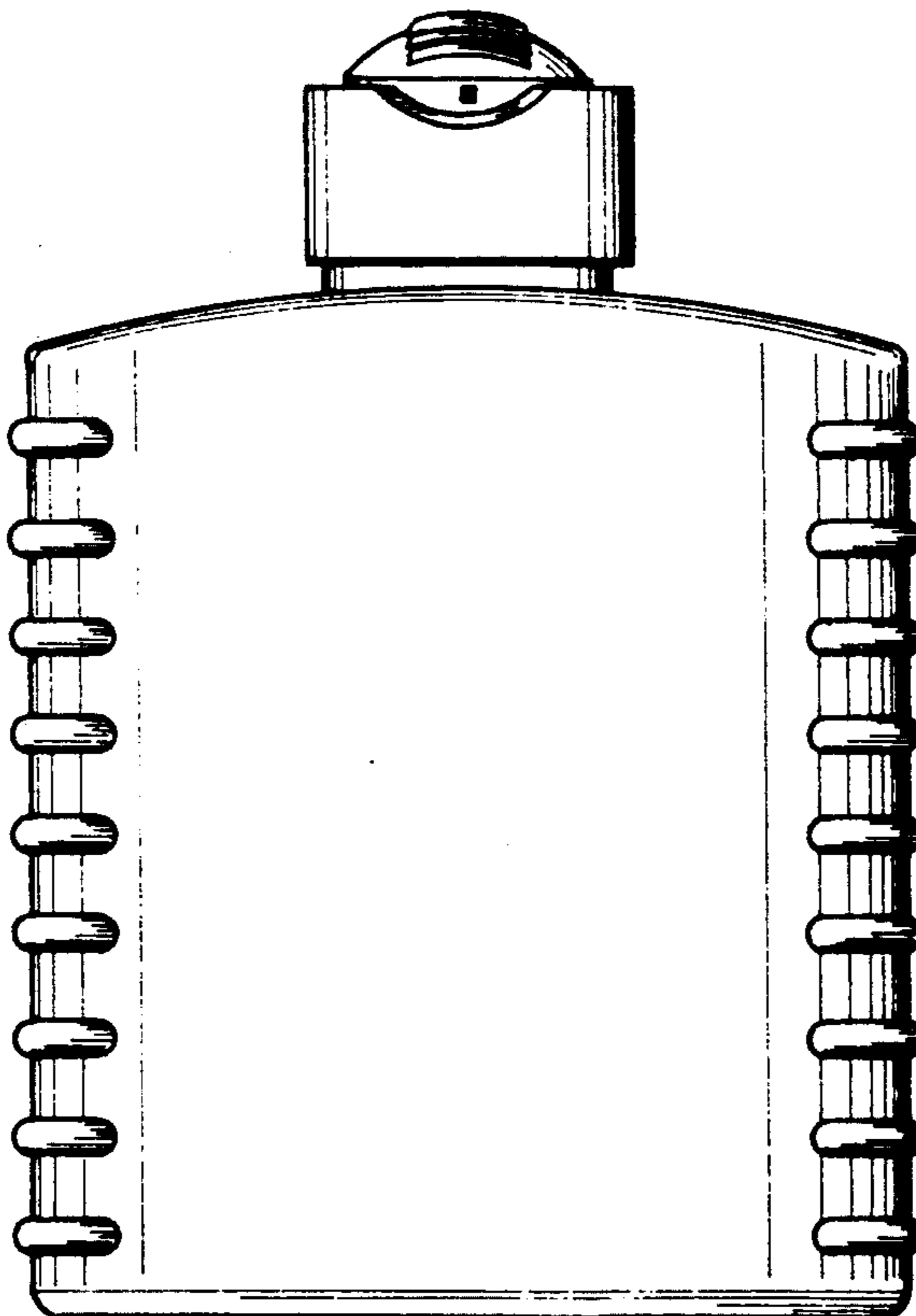
*Primary Examiner*—Bernard Ansher  
*Assistant Examiner*—Lucy Lieberman

[58] **Field of Search** ..... D9/571, 570, 435, 544,  
D9/443, 454, 447, 449, 450, 573, 574, 557, 545,  
558; 215/1 R, 1 C

[57] **CLAIM**  
 The ornamental design for a combined bottle and cap,  
 as shown and described.

[56] **References Cited**  
**U.S. PATENT DOCUMENTS**  
 D. 74,244 11/1927 Swindell ..... D9/544

**DESCRIPTION**  
 FIG. 1 is a front elevational view of a combined bottle  
 and cap showing our new design;  
 FIG. 2 is a rear elevational view thereof;  
 FIG. 3 is a right side elevational view thereof, the left  
 side being a mirror image thereof;  
 FIG. 4 is a top plan view thereof; and,  
 FIG. 5 is a bottom plan view thereof.



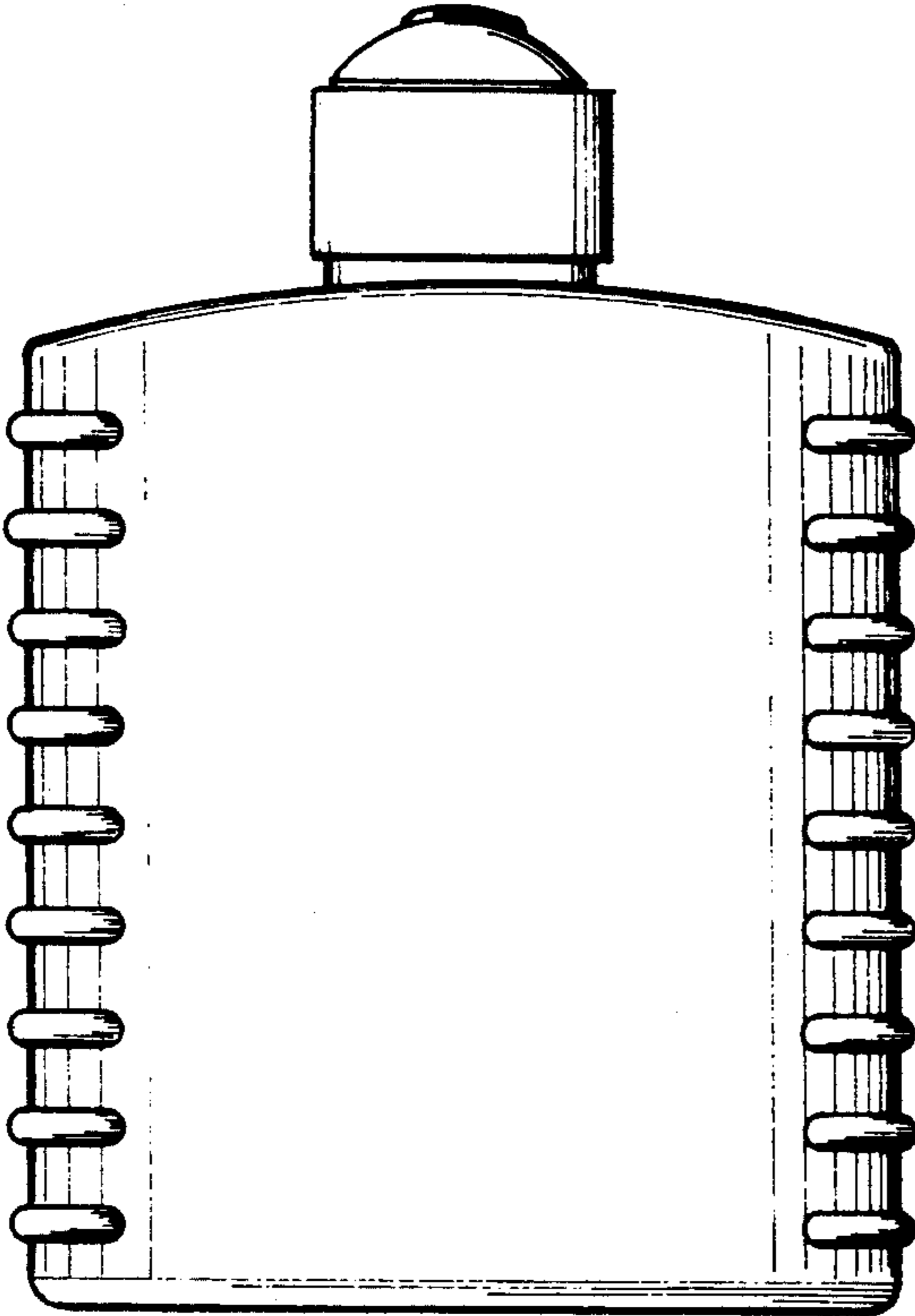


Fig. 1

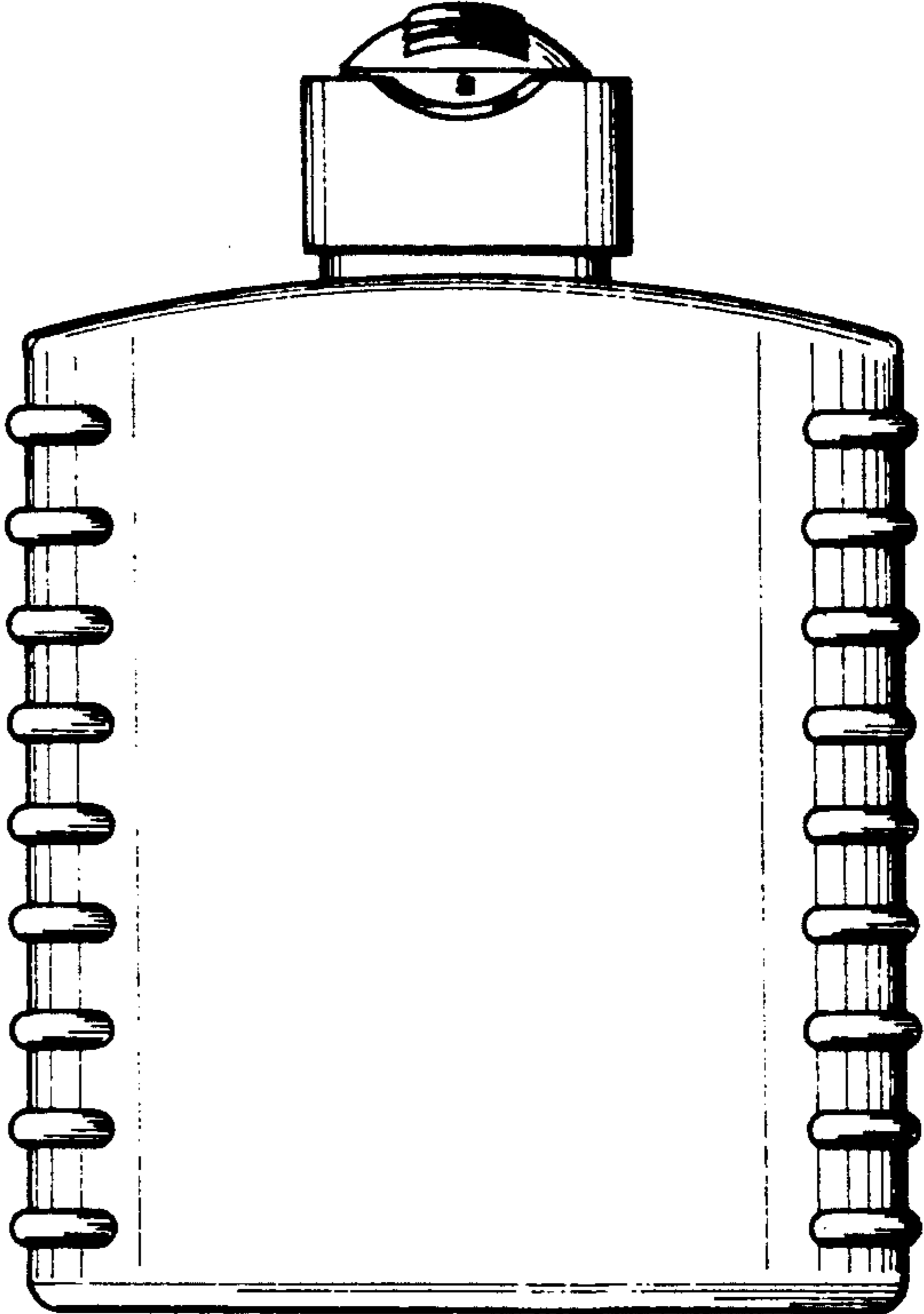


Fig. 2

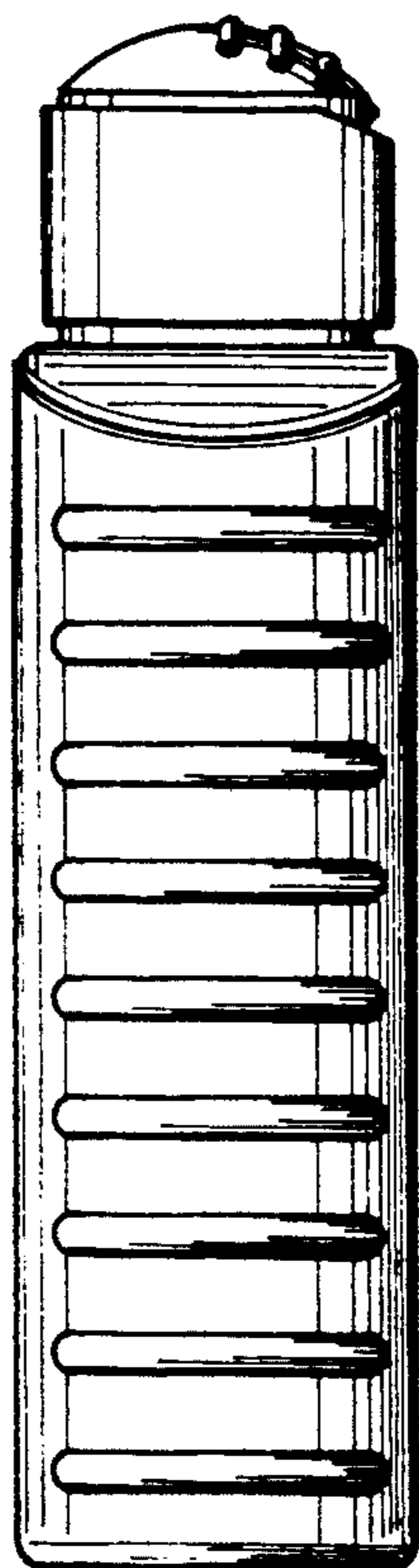


Fig. 3




Fig. 4



Fig. 5