



US00D332397S

United States Patent [19]

[11] Patent Number: **Des. 332,397**

Schea, III et al.

[45] Date of Patent: **** Jan. 12, 1993**

[54] **VIAL SHIPPING CONTAINER**

5,062,531 11/1991 Coy 206/564

[75] Inventors: **Henry E. Schea, III, Oxnard; Gregory D. Crowe, Glendale; John C. Rodden, Long Beach, all of Calif.**

OTHER PUBLICATIONS

Modern Plastics, 1-1978, p. 37.

[73] Assignee: **Amgen Inc., Thousand Oaks, Calif.**

Primary Examiner—Bernard Ansher

Assistant Examiner—Prabhakar Deshmukh

[**] Term: **14 Years**

Attorney, Agent, or Firm—Marshall, O'Toole, Gerstein, Murray & Bicknell

[21] Appl. No.: **641,079**

[57] CLAIM

[22] Filed: **Jan. 14, 1991**

The ornamental design for a vial shipping container, as shown and described.

[52] U.S. Cl. **D9/341; D9/425**

[58] Field of Search D9/341, 345, 347, 424, D9/425, 427, 432, 455, 456; 206/557, 562, 563, 564, 588, 589, 590, 828, 528, 538, 503, 518; 229/120.02; 220/507, 512, 513, 514, 516, 555

DESCRIPTION

[56] References Cited

U.S. PATENT DOCUMENTS

D. 137,512	3/1944	Laure	D9/341
D. 213,860	4/1969	Dittman	D9/456
D. 288,411	2/1987	Castellanet	D9/455
2,619,251	11/1952	Schmidt	220/513
2,743,030	4/1956	Read, Jr.	D9/341 X
2,880,859	4/1959	Topper	229/117.23 X
3,107,204	10/1963	Brown et al.	206/564 X
3,643,812	2/1972	Mander et al.	206/564 X
3,987,892	10/1976	Killy	206/590 X

FIG. 1 is a perspective view of a vial shipping container showing our new design;
 FIG. 2 is a top plan view thereof;
 FIG. 3 is a front elevational view thereof; the rear elevational view being a mirror image thereof;
 FIG. 4 is a left side elevational view thereof; the right side elevational view being a mirror image thereof;
 FIG. 5 is a bottom plan view thereof;
 FIG. 6 is a top plan view of a modified form of FIG. 2; and,
 FIG. 7 is a perspective view thereof; with vials shown in broken lines.
 The broken line showing of vial in FIG. 7 is for illustrative purpose only and forms no part of the claim.

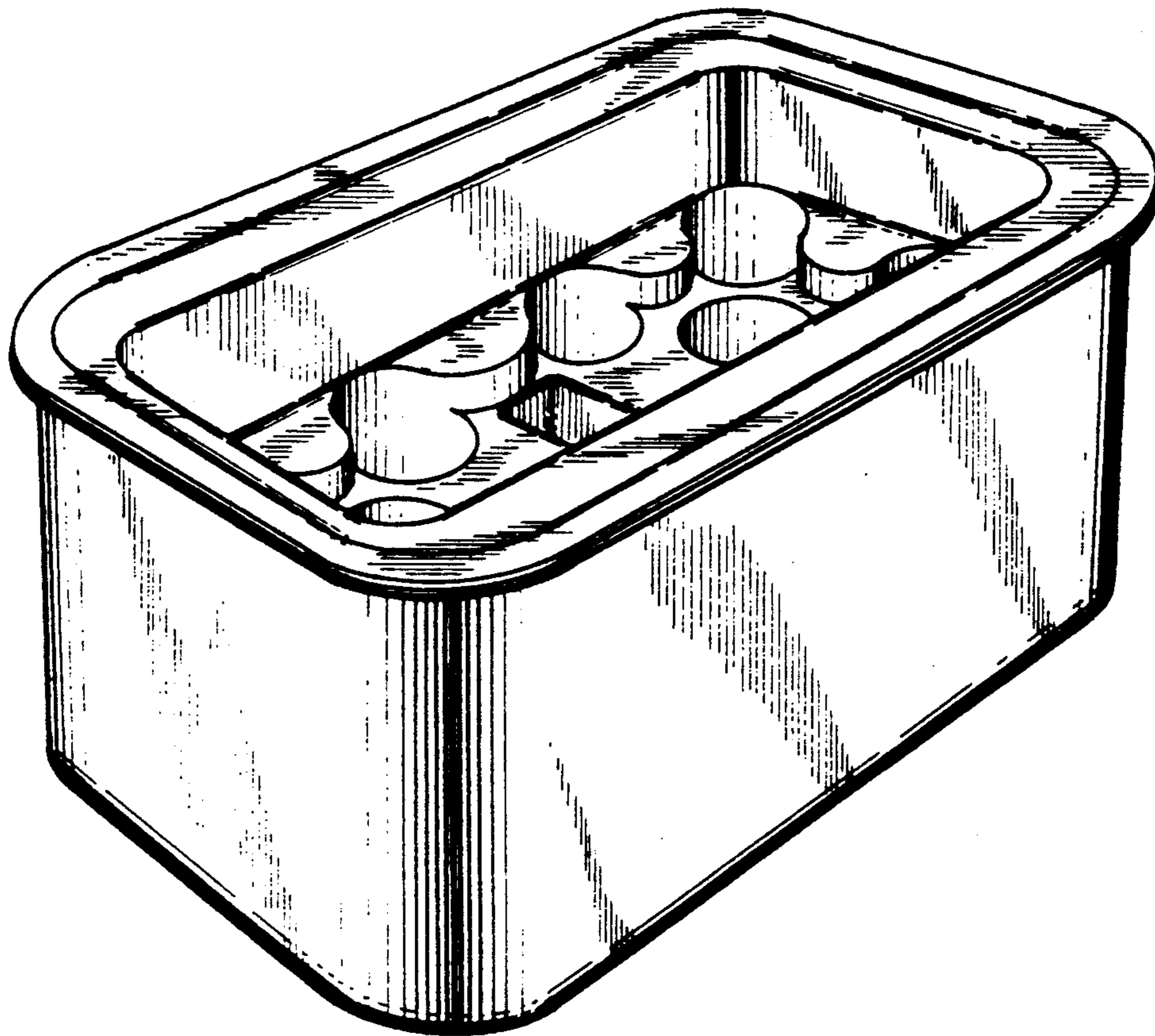


FIG. 1

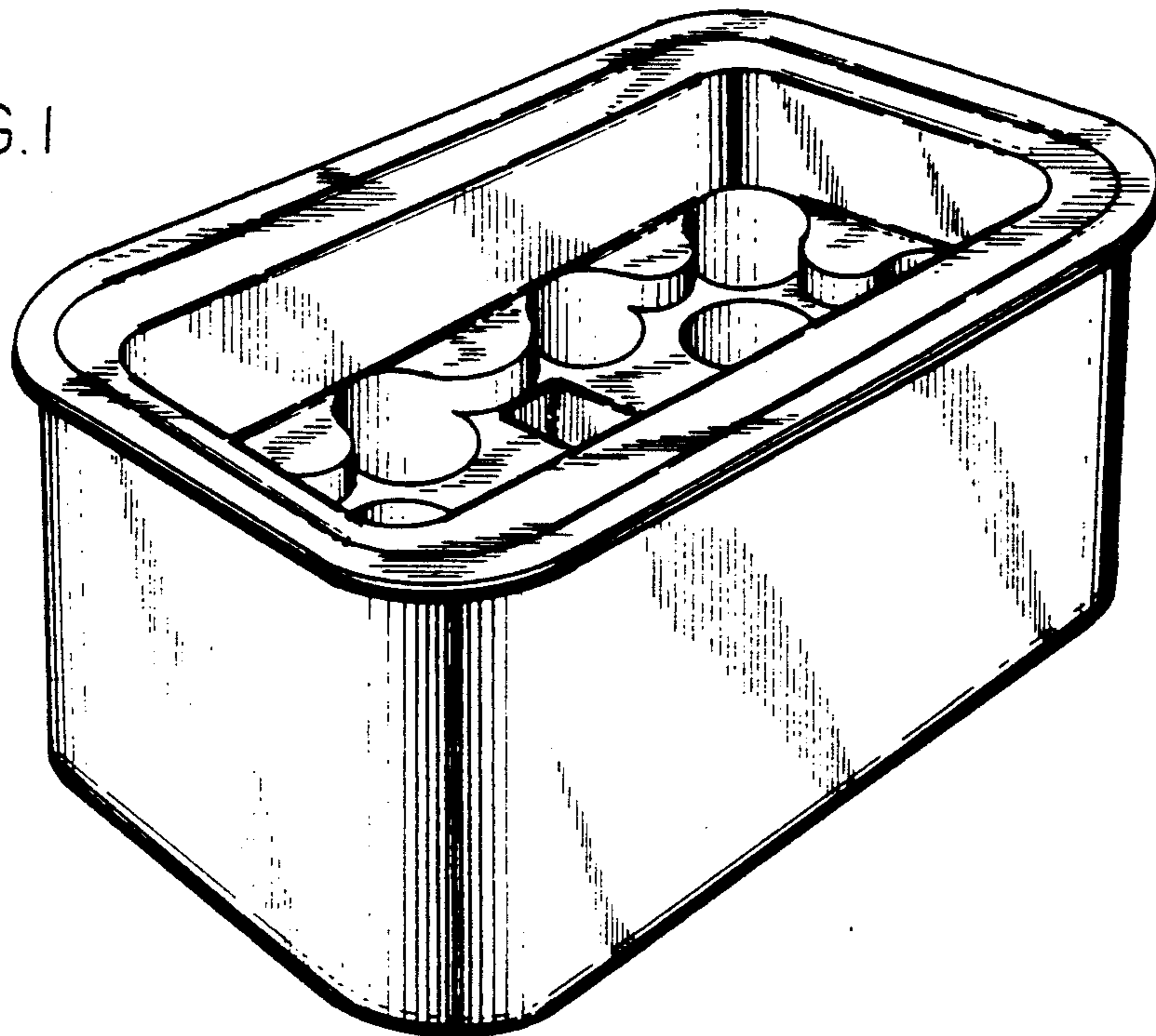


FIG. 2

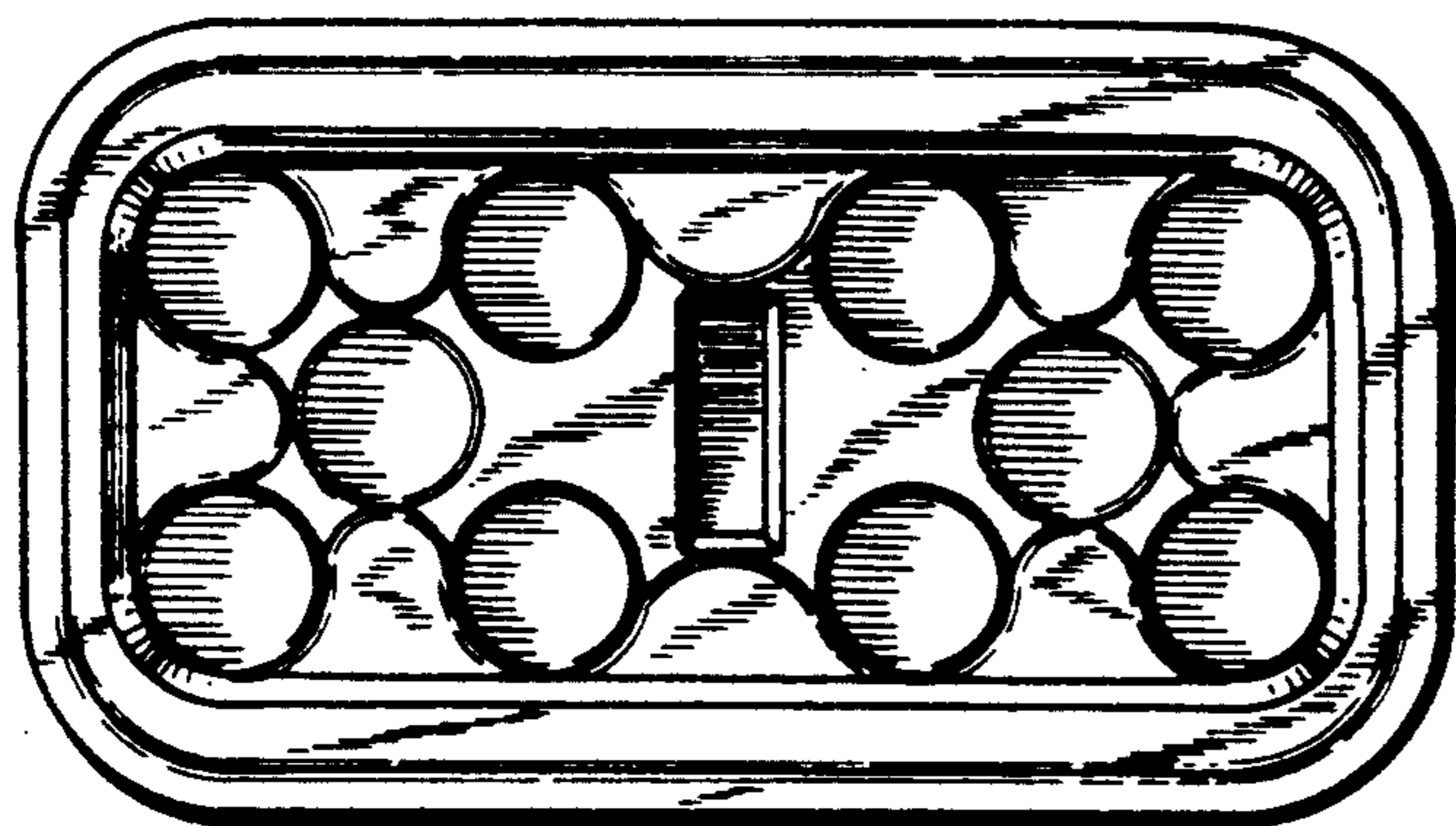


FIG. 3




FIG. 4




FIG. 5




FIG. 6

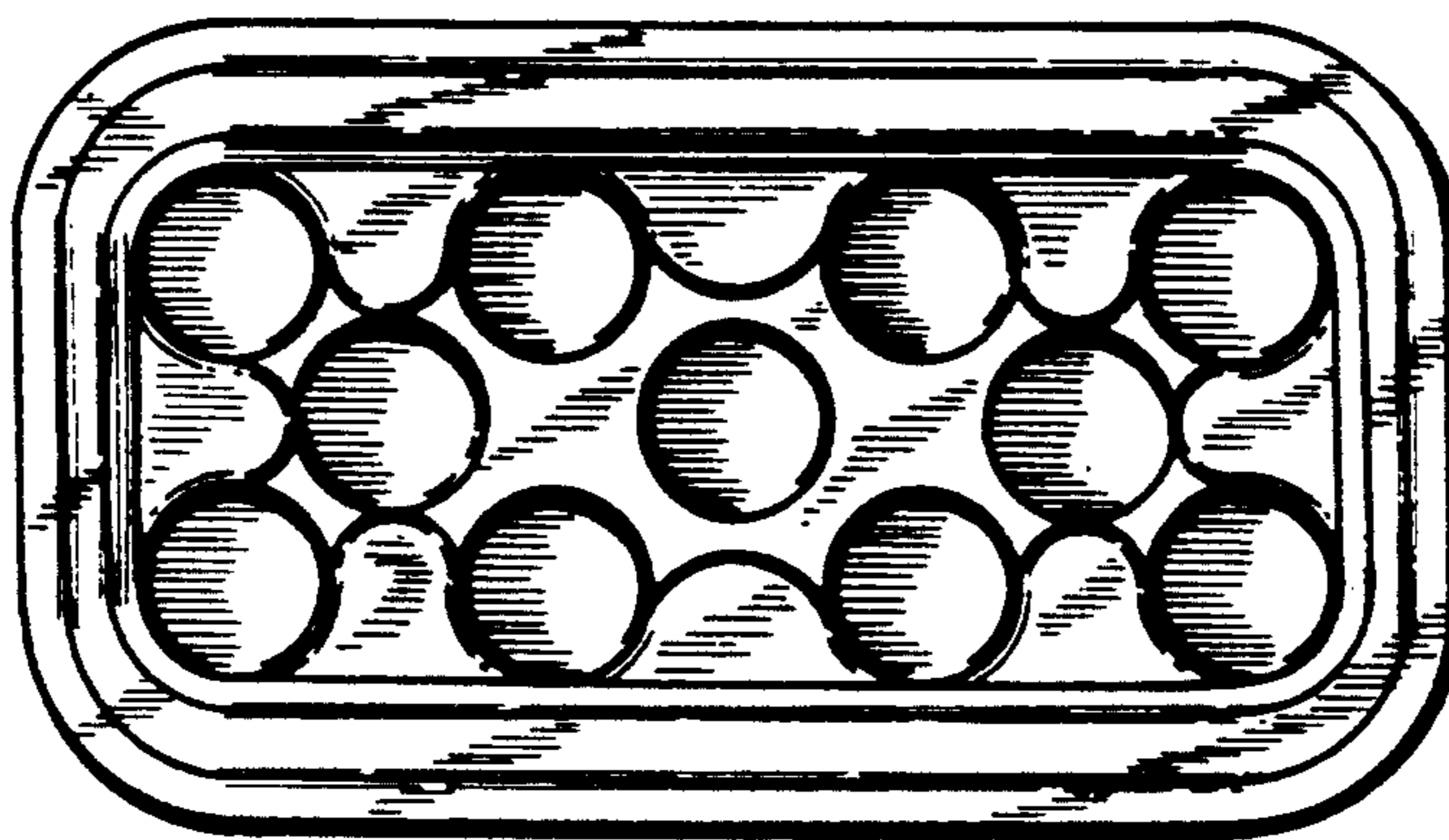


FIG. 7

