



US00D332385S

**United States Patent** [19]  
**Adams**

[11] **Patent Number: Des. 332,385**  
[45] **Date of Patent: \*\* Jan. 12, 1993**

[54] **HANDLE FOR A FIREPLACE TOOL**  
[76] **Inventor: John S. Adams, 1655 Rockdale Rd.,  
Dubuque, Iowa 52001**  
[\*\*] **Term: 14 Years**  
[21] **Appl. No.: 582,542**  
[22] **Filed: Sep. 14, 1990**  
[52] **U.S. Cl. .... D8/107; D8/303**  
[58] **Field of Search ..... D8/14, 107, 303, 305;  
D28/87; D23/403; D26/153, 154; D7/395,  
649, 653; 81/489; 16/110 R; 294/9, 10, 11, 12,  
13, 14, 19 R**

2,579,805 12/1951 Draeger ..... 294/10  
4,156,542 5/1979 Holleman ..... D8/14

**OTHER PUBLICATIONS**

Evans Cat. 1988, pp. 234 & 235, Fire Place Tools.

*Primary Examiner*—Bernard Ansher  
*Assistant Examiner*—Philip Hyder  
*Attorney, Agent, or Firm*—Zarley, McKee, Thomte,  
Voorhees & Sease


[57] **CLAIM**

The ornamental design for a handle for a fireplace tool,  
as shown.

**DESCRIPTION**

FIG. 1 is a perspective view of a handle for a fire place  
tool showing my new design;  
FIG. 2 is a side elevational view thereof;  
FIG. 3 is a top plan view thereof; and,  
FIG. 4 is a bottom plan view thereof.

[56] **References Cited**  
**U.S. PATENT DOCUMENTS**  
D. 299,109 12/1988 Jans ..... D8/305  
D. 309,696 8/1990 Callinan ..... D7/395  
D. 309,850 8/1990 Callinan ..... D7/649






Fig. 1




Fig. 2




Fig. 3

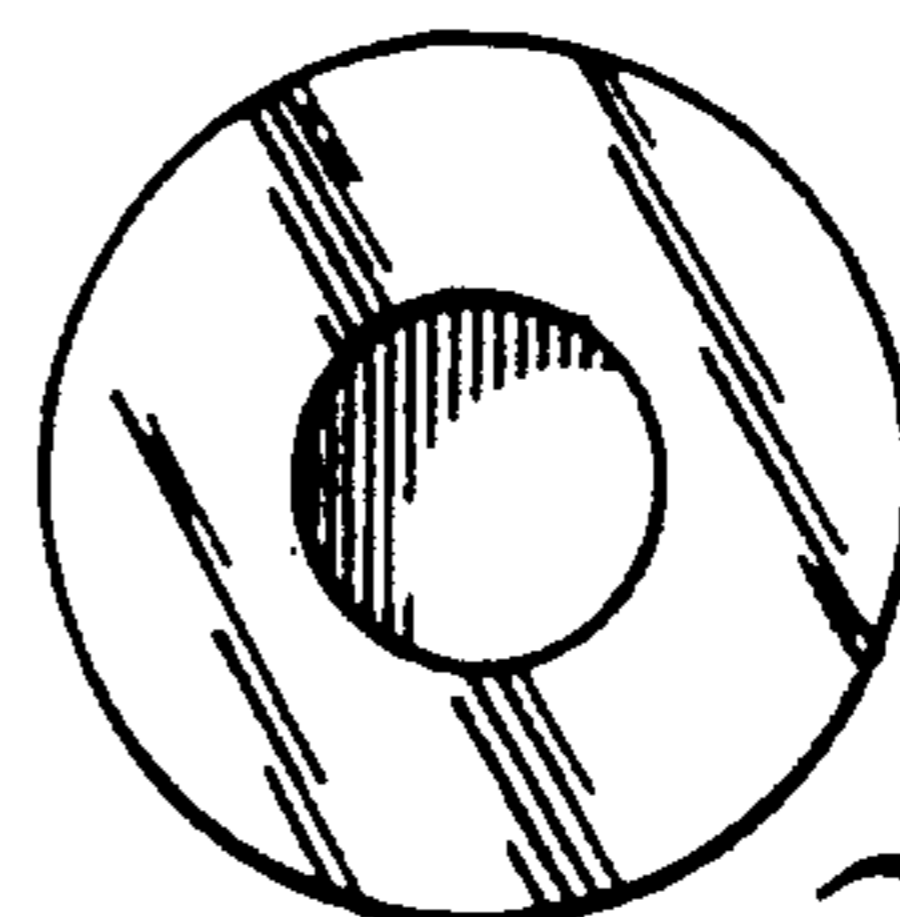


Fig. 4