



US00D332383S

# United States Patent [19]

[11] Patent Number: **Des. 332,383**

Hagler et al.

[45] Date of Patent: **\*\* Jan. 12, 1993**

[54] **UTILITY KNIFE**

[75] Inventors: **James E. Hagler, La Mesa; David Carleton, Poway; William R. Bates, Jr., Santee, all of Calif.**

[73] Assignee: **Buck Knives, Inc., El Cajon, Calif.**

[\*\*] Term: **14 Years**

[21] Appl. No.: **694,841**

[22] Filed: **May 2, 1991**

[52] U.S. Cl. .... **D8/98**

[58] Field of Search ..... **D8/98, 14; D22/118; 30/287, 294, 309, 314, 151, 340, 342, 343, 344**

[56] **References Cited**

**U.S. PATENT DOCUMENTS**

- D. 246,281 11/1977 Ferrara, Jr. .... D8/98
- D. 282,097 1/1986 Nativo ..... D8/98
- D. 303,921 10/1989 Blochlinger et al. .... D8/98

- 853,417 5/1907 Mollere ..... 30/342
- 2,421,339 5/1947 Leger ..... D8/98
- 4,387,510 6/1983 Hashemifard ..... 30/344
- 4,565,004 1/1986 Heinz ..... 30/342

**OTHER PUBLICATIONS**

Hyde Tools Catalog, 1986, pp. 41 & 42, flooring knives.

*Primary Examiner*—Bernard Ansher

*Assistant Examiner*—Philip Hyder

*Attorney, Agent, or Firm*—Philip D. Junkns

[57] **CLAIM**

The ornamental design for a utility knife, as shown.

**DESCRIPTION**


FIG. 1 is a front elevational view of a utility knife showing my new design;

FIG. 2 is a top plan view thereof;

FIG. 3 is a bottom plan view thereof;

FIG. 4 is a right side elevational view thereof; and,

FIG. 5 is a left side elevational view thereof.



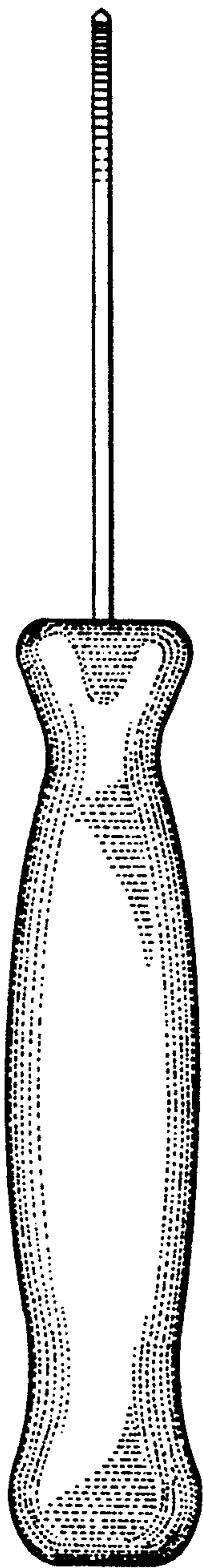


FIG. 2.

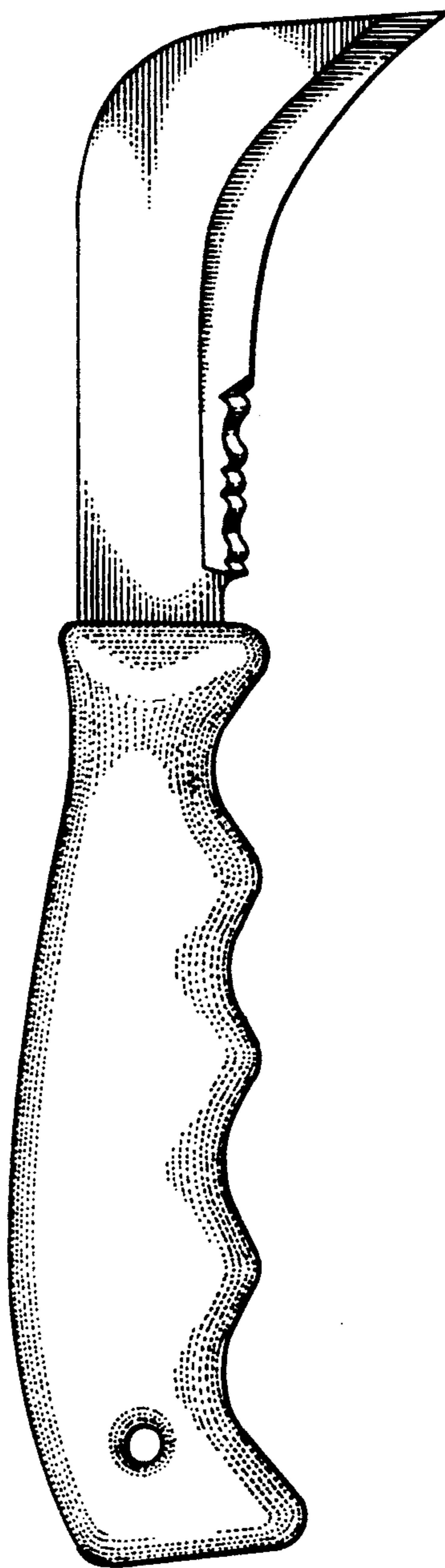


FIG. 1.

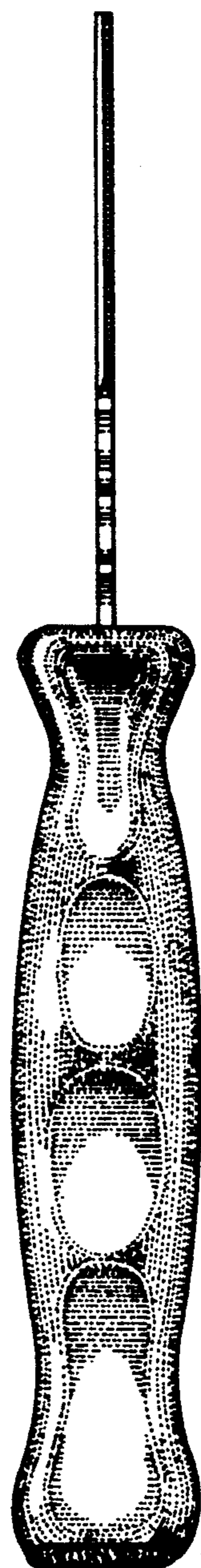


FIG. 3.

FIG. 4.

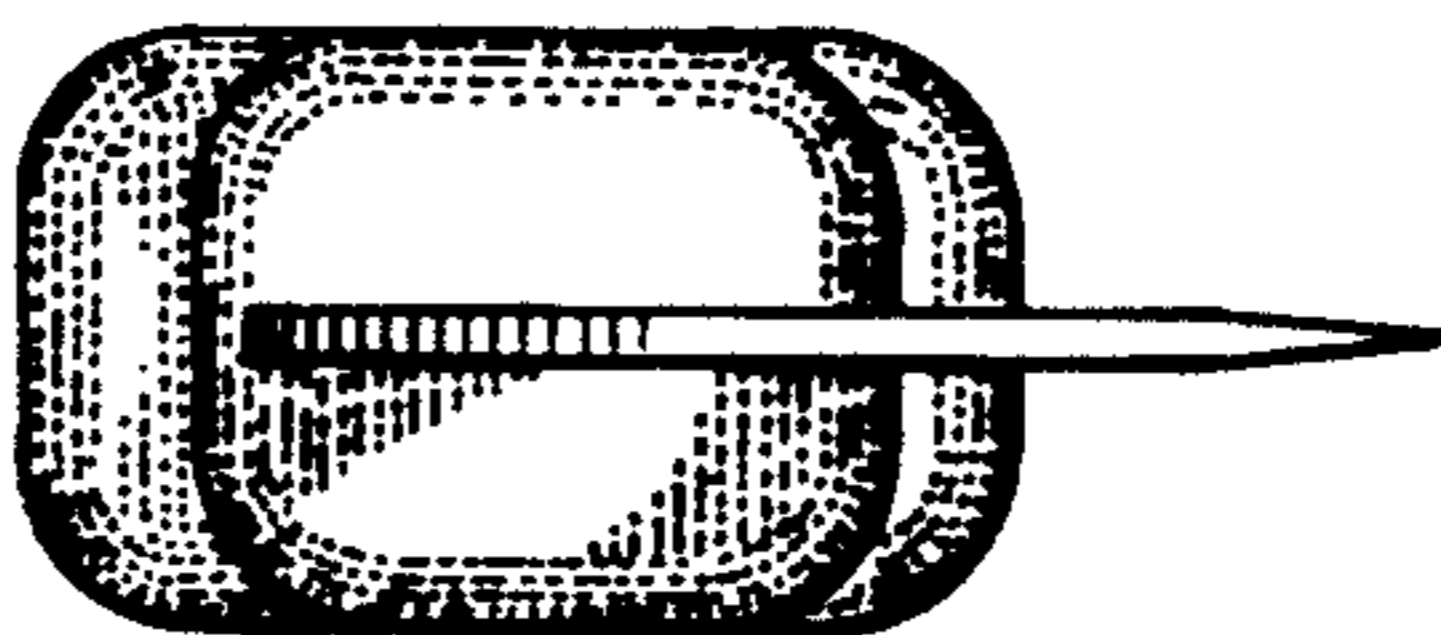


FIG. 5.

