



US00D332381S

United States Patent [19]

[11] Patent Number: **Des. 332,381**

Rotellini, Jr.

[45] Date of Patent: **** Jan. 12, 1993**

[54] **MASONRY LINE HOLDER**
[76] Inventor: **David Rotellini, Jr.**, 9542 Lombardi Ave., Fontana, Calif. 92335

3,397,458 8/1968 Wicklund 33/413
3,440,728 4/1969 Hackworth, Sr. 33/410
3,765,096 10/1973 Simmons et al. 33/409
4,057,903 11/1977 Cantera 33/406

[**] Term: **14 Years**

Primary Examiner—A. Hugo Word
Assistant Examiner—D. Clark
Attorney, Agent, or Firm—John H. Crowe

[21] Appl. No.: **636,998**

[22] Filed: **Jan. 3, 1991**

[52] U.S. Cl. **D8/71; D10/65; D25/102**

[57] **CLAIM**

[58] Field of Search **D25/199, 102; 52/DIG. 1; 404/100; D10/65, 69, 70; 33/404, 406, 409-410, 407, 413, 494; D8/71**

The ornamental design for a masonry line holder, as shown and described.

DESCRIPTION

[56] **References Cited**

FIG. 1 is a perspective view of a masonry line holder, showing my new design;
FIG. 2 is a right side elevational view, the opposite side elevational view being a mirror image thereof;
FIG. 3 is a top plan view thereof;
FIG. 4 is a bottom plan view thereof;
FIG. 5 is a front elevational view thereof; and,
FIG. 6 is a rear elevational view thereof.

U.S. PATENT DOCUMENTS

D. 183,406	8/1958	Power	D8/71
D. 198,813	8/1964	Stone	D8/71
2,650,787	9/1953	Valentine	33/404
3,150,449	9/1964	Johnson	33/407
3,368,286	2/1968	Zenke	33/404

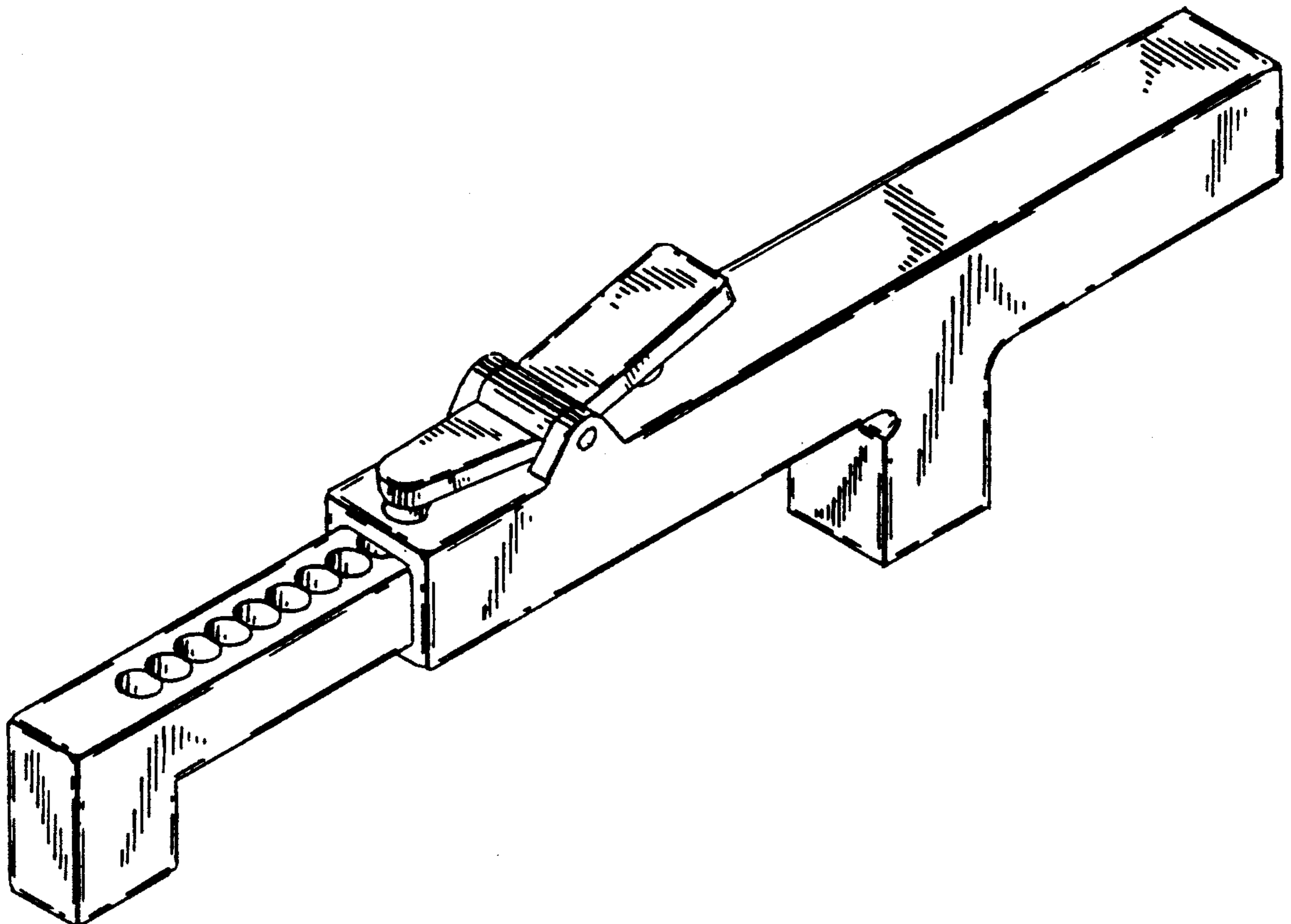


FIG. 1

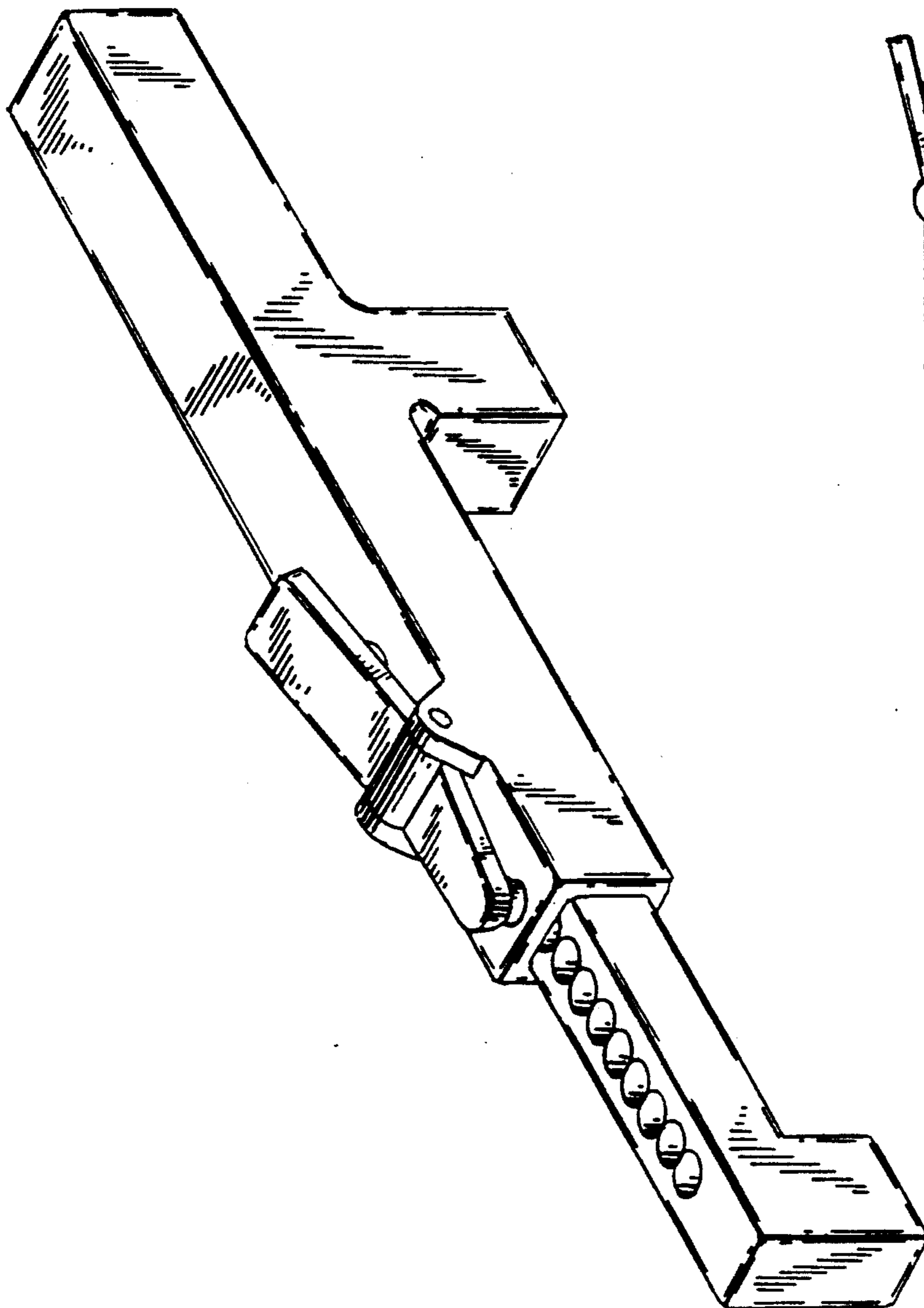


FIG. 2

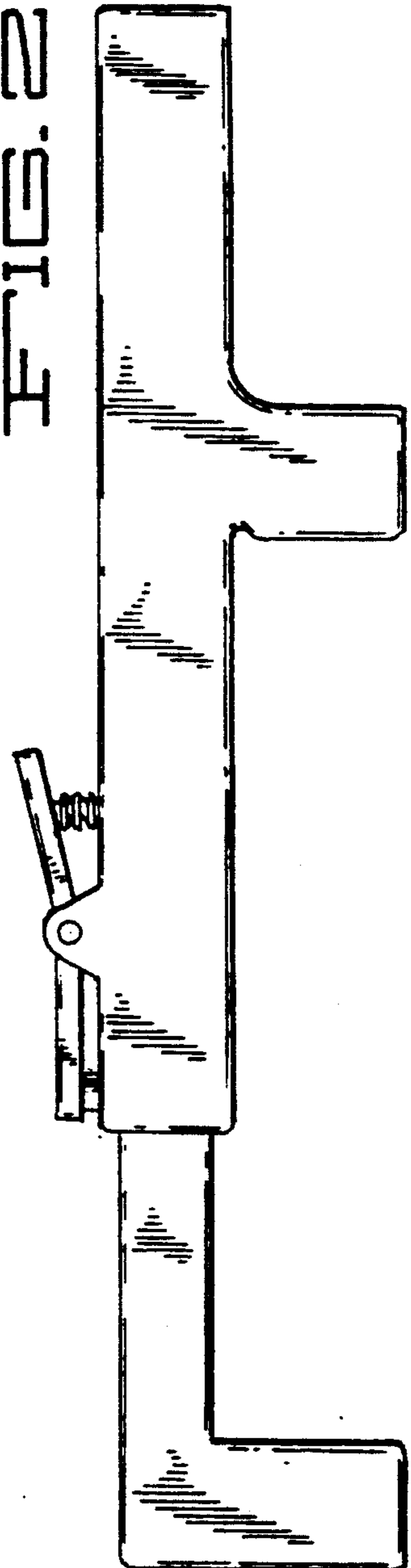


FIG. 3



FIG. 4



FIG. 6

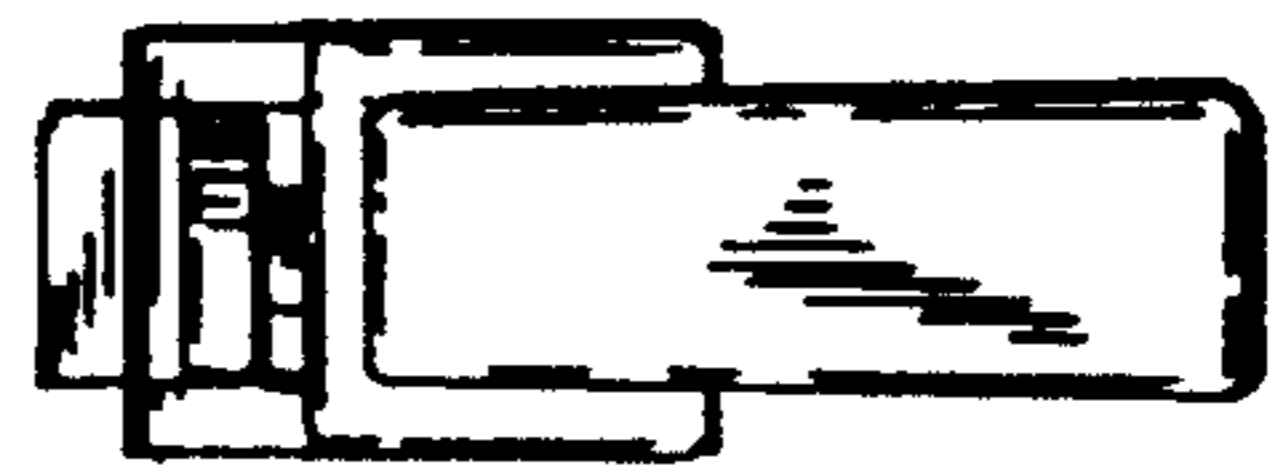


FIG. 5