



US00D332365S

United States Patent [19]

[11] Patent Number: **Des. 332,365**

Hines

[45] Date of Patent: **** Jan. 12, 1993**

[54] **DUAL DISPENSER**

4,558,472 12/1985 Fromme et al. 4/252.3
4,573,608 3/1986 Hansen 221/92

[75] Inventor: **David M. Hines, Santa Ana, Calif.**

[73] Assignee: **Bobrick Washroom Equipment, Inc., North Hollywood, Calif.**

[**] Term: **14 Years**

[21] Appl. No.: **792,769**

[22] Filed: **Nov. 15, 1991**

[52] U.S. Cl. **D6/515; D6/517**

[58] Field of Search **D6/515, 517, 522; 312/42, 50; 221/33, 45, 66, 92, 123, 282-286**

OTHER PUBLICATIONS

Bobrick Toilet and Bath Accessories Catalog, Jan., 1991, pp. 10,11.

American Specialties, Inc. Brochure, Quality Washroom Accessories, Series 9000, 4 pages.

Bradley Sheet No. 18.

Primary Examiner—**Brian N. Vinson**

Attorney, Agent, or Firm—**Harris, Kern, Wallen & Tinsley**

[56] **References Cited**

U.S. PATENT DOCUMENTS

D. 200,206	2/1965	Arkwright .	
D. 264,752	6/1982	Leotta	D6/515
D. 266,039	7/1982	DeLuca	D6/522
D. 285,887	9/1986	Palka	D6/559
D. 293,746	1/1988	Sayward	D6/448
D. 293,750	1/1988	Leotta	D6/522
D. 317,384	6/1991	Powell	D6/515
D. 327,191	6/1992	Brown et al.	D6/515
1,198,428	9/1916	Elsas	D6/518 X
1,686,831	10/1928	Matchette .	
1,800,826	4/1931	Feltault .	
2,645,100	7/1953	Bascom .	
3,226,171	12/1965	Fitzgerald, Jr. et al.	312/42
4,076,350	2/1978	Crist	312/242

[57] **CLAIM**

The ornamental design for a dual dispenser, as shown and described.

DESCRIPTION

FIG. 1 is a top, front, and left side perspective view of a dual dispenser showing my new design, the broken-line disclosure of a portion of a wall being for illustrative purposes only and forming no part of the claimed design;

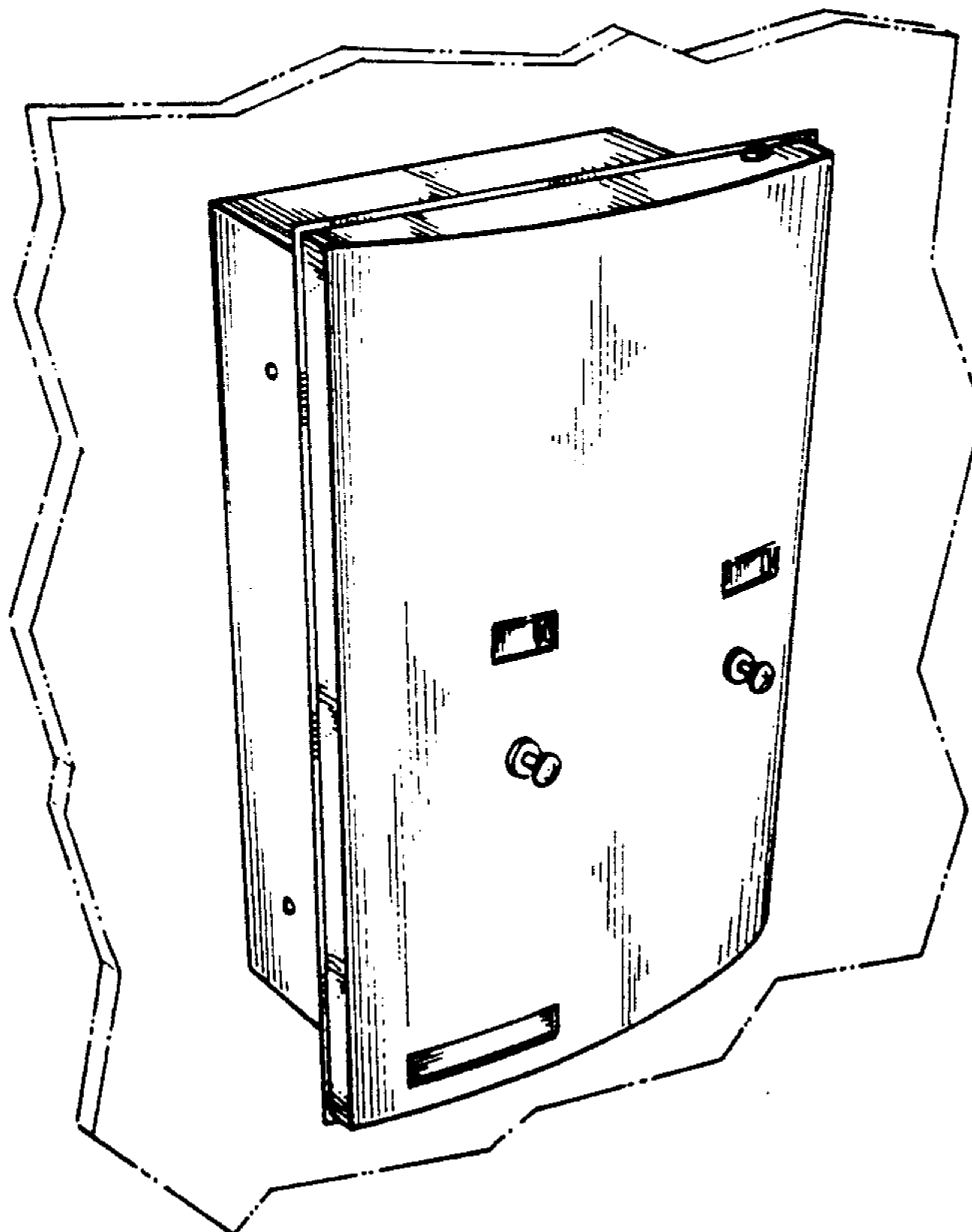
FIG. 2 is an enlarged front elevational view thereof;

FIG. 3 is an enlarged top plan view thereof;

FIG. 4 is an enlarged rear elevational view thereof;

FIG. 5 is an enlarged left side elevational view thereof, the right side being a mirror image of that shown; and,

FIG. 6 is an enlarged bottom plan view thereof.



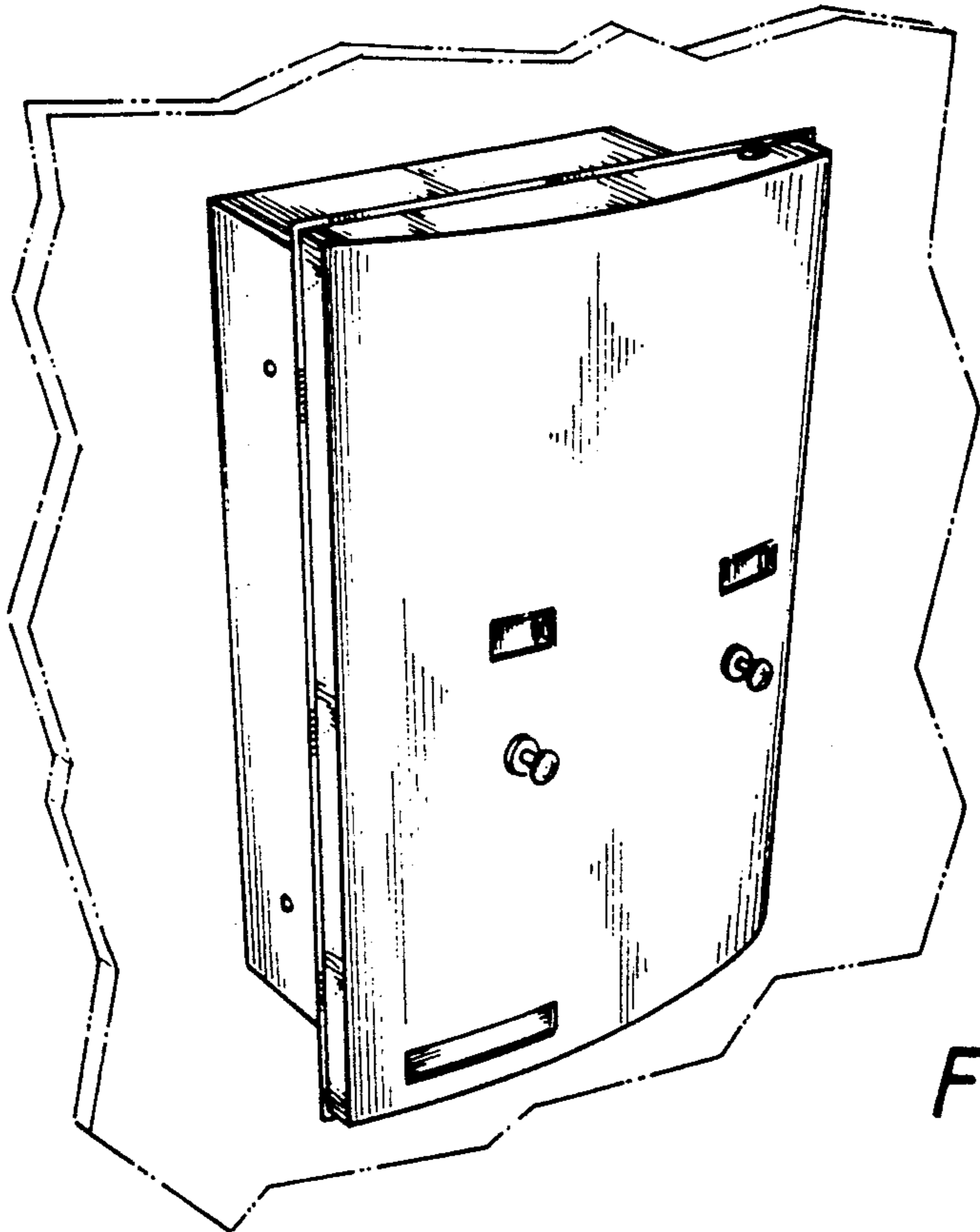


FIG. 1




FIG. 2

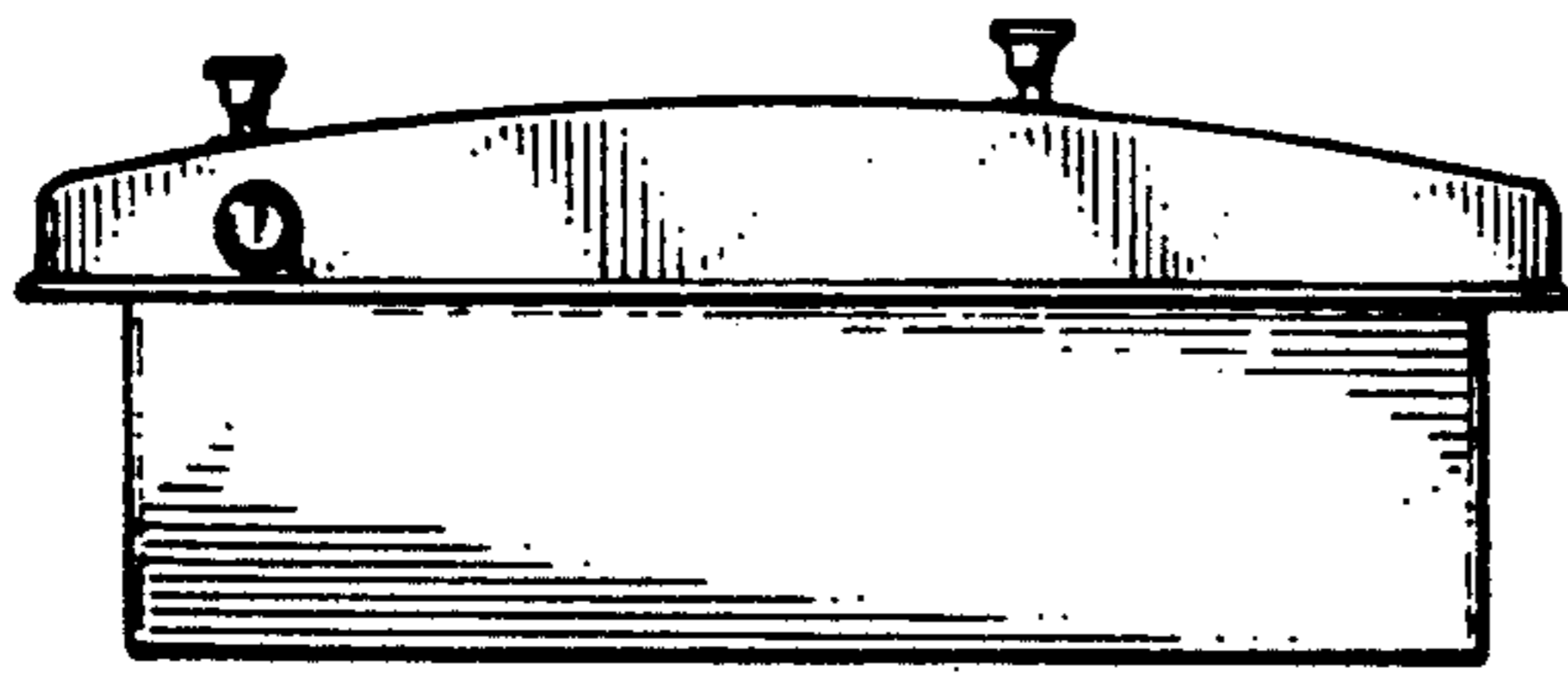


FIG. 3




FIG. 4

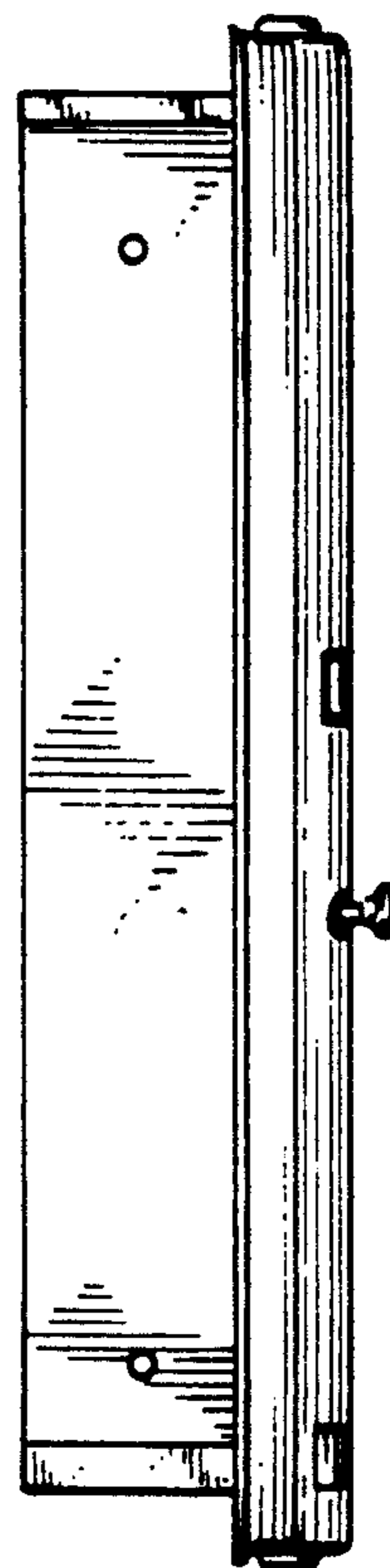


FIG. 5

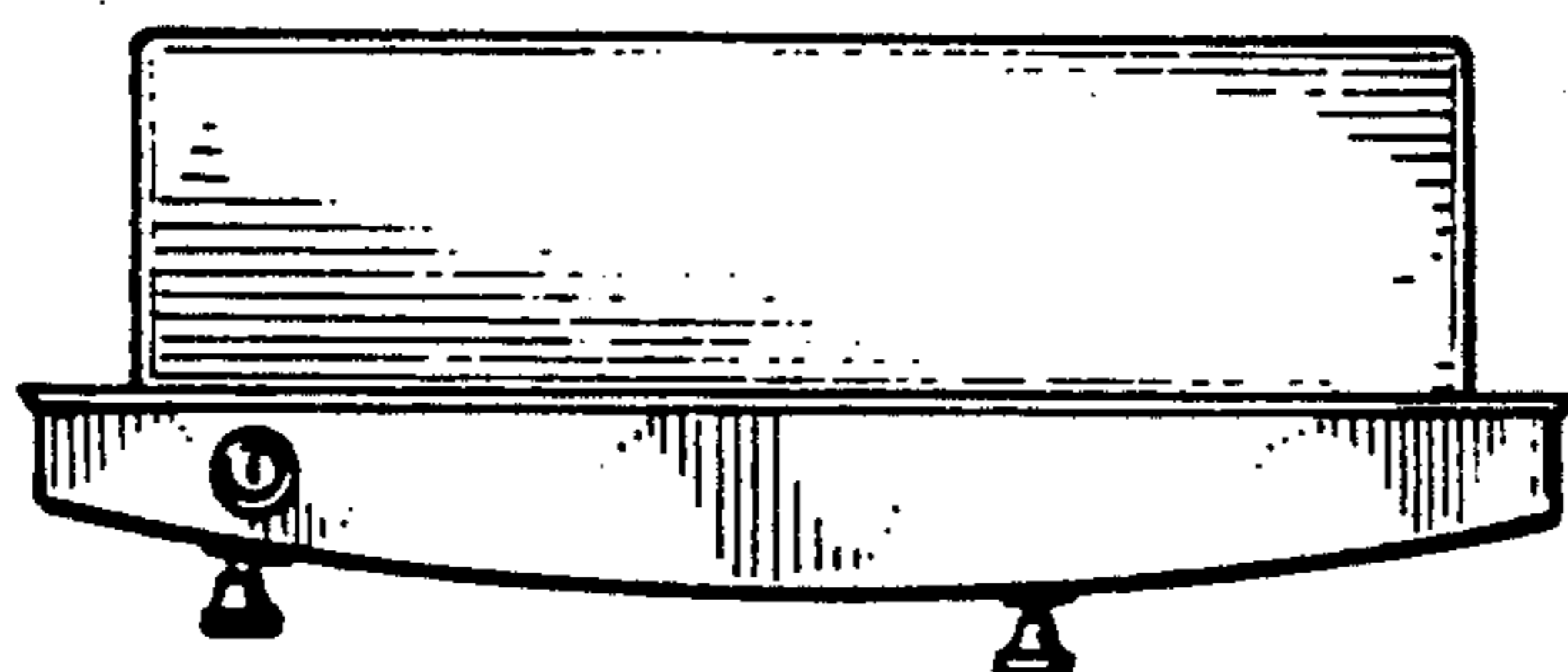


FIG. 6