



US00D332361S

# United States Patent [19]

[11] Patent Number: **Des. 332,361**

Lewis

[45] Date of Patent: **\*\* Jan. 12, 1993**

[54] **TABLE**

[76] Inventor: **Sally S. Lewis**, 8950 St. Ives Dr., Los Angeles, Calif. 90069

[\*\*] Term: **14 Years**

[21] Appl. No.: **592,898**

[22] Filed: **Oct. 4, 1990**

[52] U.S. Cl. .... **D6/480**

[58] Field of Search ..... D6/480, 482-489, D6/495-499, 455; 248/188, 164; 108/146, 115, 116, 121, 161

[56] **References Cited**

**U.S. PATENT DOCUMENTS**

- D. 254,994 5/1980 Miereanu et al. .... D6/495 X
- D. 261,342 10/1981 Frye ..... D6/495
- D. 326,379 5/1992 Gilbey ..... D6/495 X
- 688,623 12/1901 Forry ..... 248/164
- 4,700,915 10/1987 Killian ..... D6/495 X

**FOREIGN PATENT DOCUMENTS**

621843 6/1927 France ..... 248/164

*Primary Examiner*—Nelson C. Holtje  
*Assistant Examiner*—Janice E. Seeger  
*Attorney, Agent, or Firm*—Charles H. Schwartz;  
Ellsworth R. Roston

[57] **CLAIM**

The ornamental design for a table, as shown and described.

**DESCRIPTION**

FIG. 1 is a front perspective view of a table showing my new design;  
FIG. 2 is a side elevational view thereof the other side being a mirror image;  
FIG. 3 is a top plan view thereof;  
FIG. 4 is a rear elevational view thereof; and,  
FIG. 5 is a bottom plan view thereof.




FIG. 1




FIG. 2

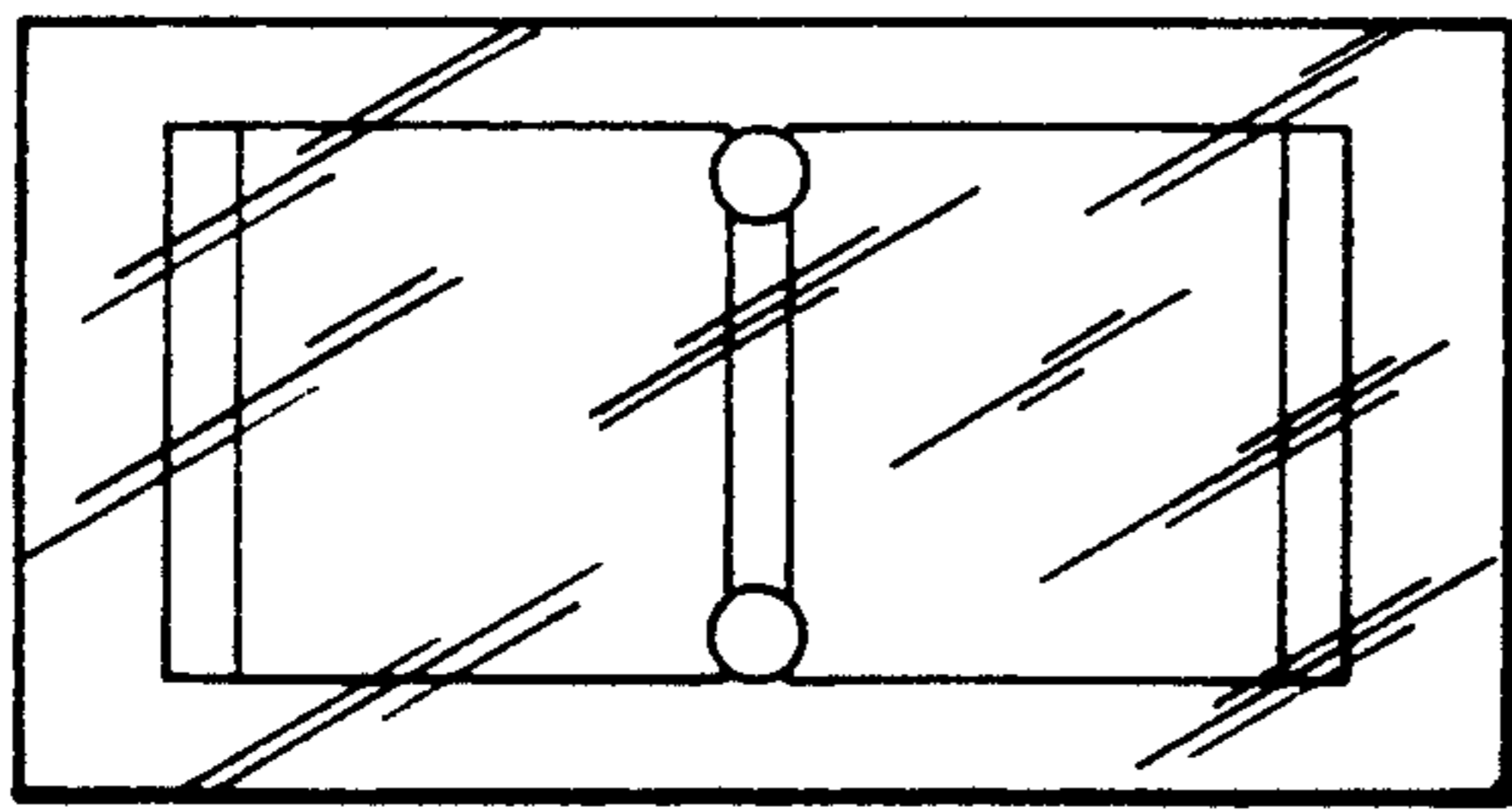



FIG. 3

FIG. 4

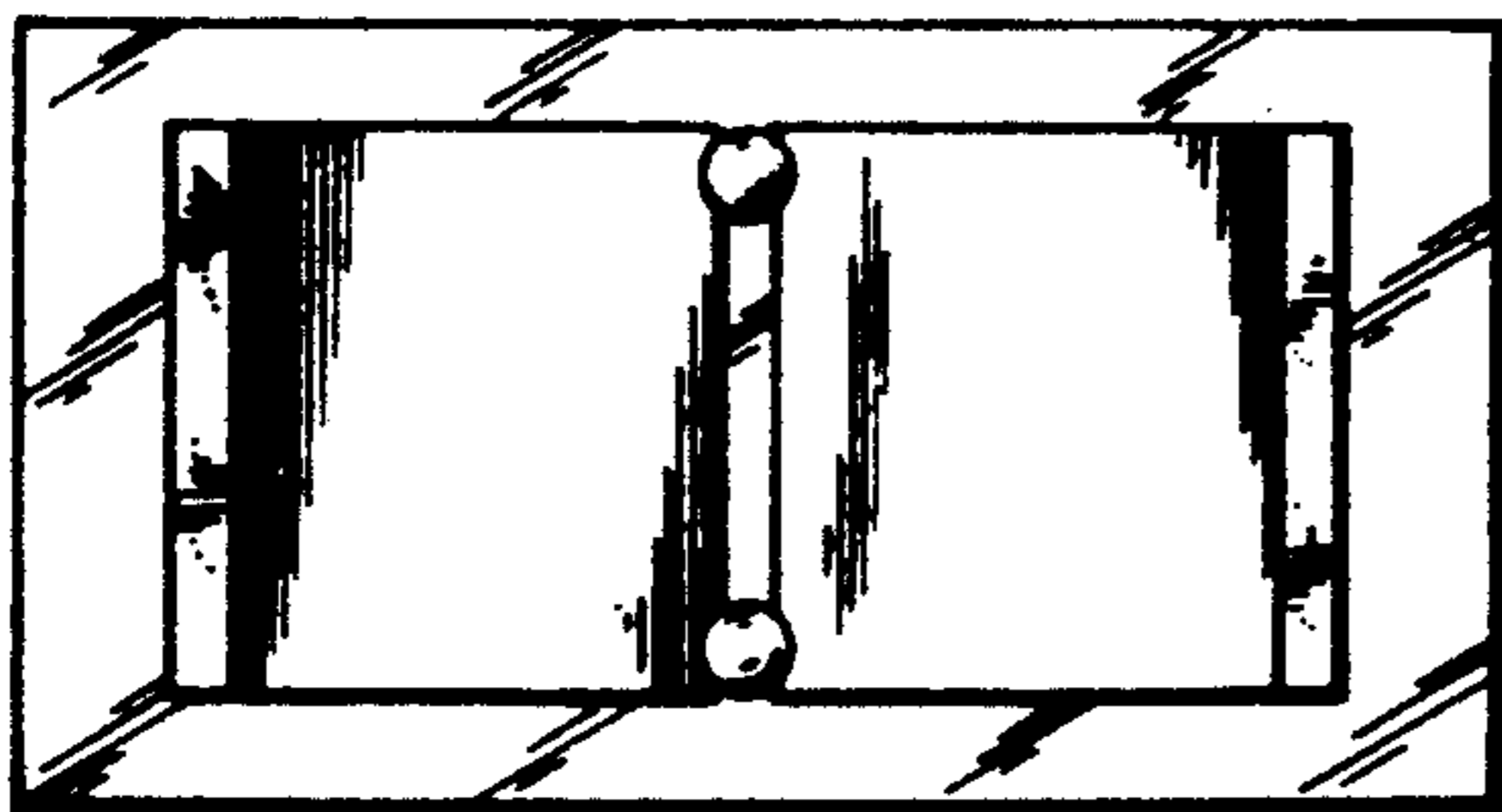
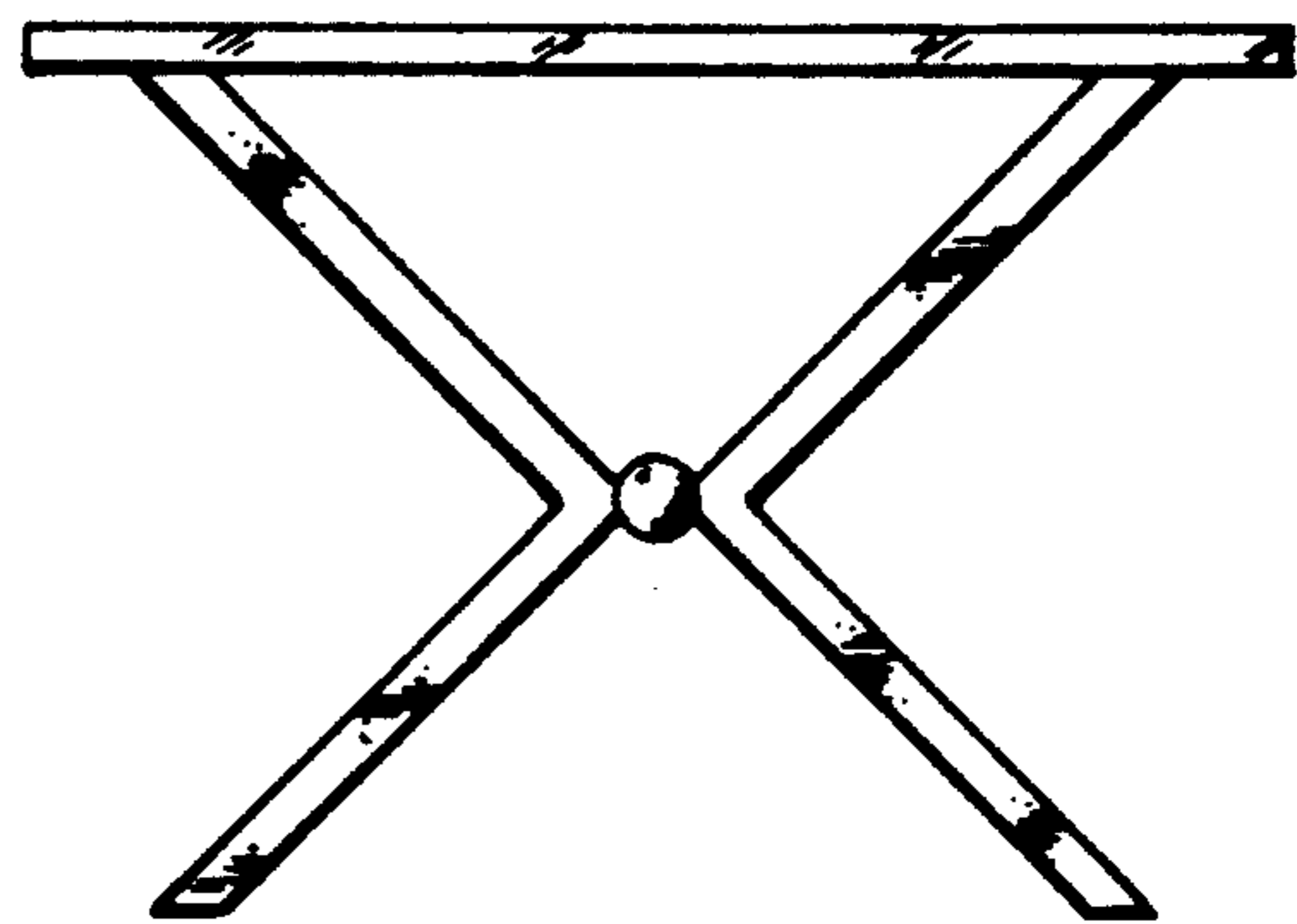


FIG. 5