



US00D332354S

# United States Patent [19]

[11] Patent Number: **Des. 332,354**

**Fitzgibbon**

[45] Date of Patent: **\*\* Jan. 12, 1993**

[54] **PORTABLE MIRROR WITH REAR SUCTION SUPPORT**

[76] Inventor: **James Fitzgibbon, 325 Hunters Trace Cir., Atlanta, Ga. 30328**

[\*\*] Term: **14 Years**

[21] Appl. No.: **504,998**

[22] Filed: **Apr. 5, 1990**

[52] U.S. Cl. .... **D6/300**

[58] Field of Search ..... **D6/300-314; 248/467; 359/871; D28/64.1-64.7**

[56] **References Cited**

**U.S. PATENT DOCUMENTS**

D. 110,921	6/1938	Fein	.....	D28/64.1
D. 305,697	1/1990	Tarlow et al.	.....	D28/64.3
1,006,315	10/1911	Toth	.....	248/467
2,146,859	2/1939	Seklehner	.....	248/467
4,848,542	7/1989	Burnette et al.	.....	248/467

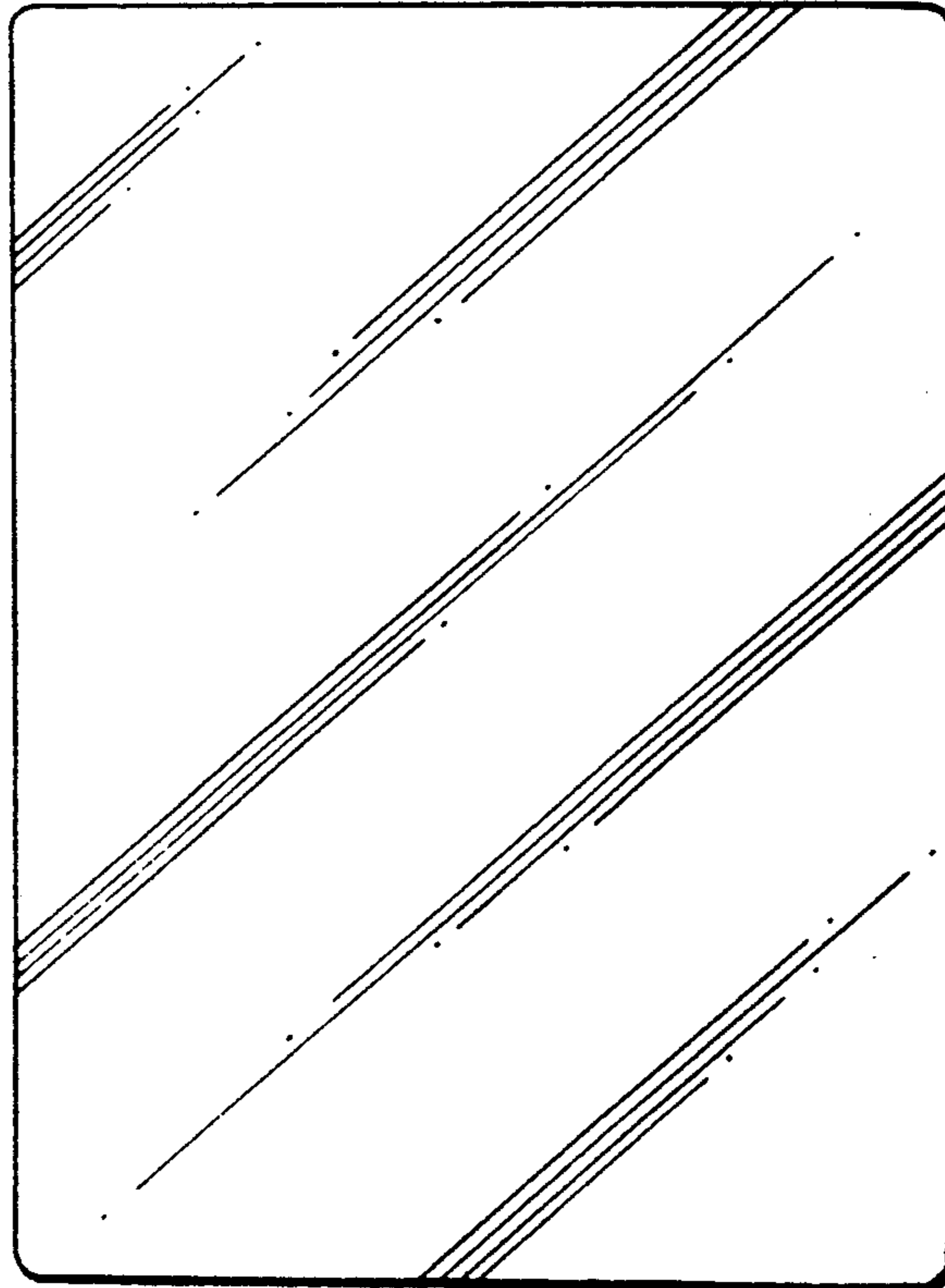
*Primary Examiner*—Theodore M. Shooman  
*Assistant Examiner*—Adir Aronovich  
*Attorney, Agent, or Firm*—Hurt, Richardson, Garner, Todd & Cadenhead


[57] **CLAIM**

The ornamental design for a portable mirror with rear suction support, as shown.

**DESCRIPTION**

FIG. 1 is a front elevational view of a portable mirror with rear suction support showing my new design; FIG. 2 is a side elevational view thereof; FIG. 3 is a rear elevational view thereof; FIG. 4 is a top plan view thereof; FIG. 5 is a front elevational view of the modified embodiment of the mirror disclosed in FIG. 1; FIG. 6 is a side elevational view thereof; FIG. 7 is a rear elevational view thereof; and, FIG. 8 is a top plan view thereof.

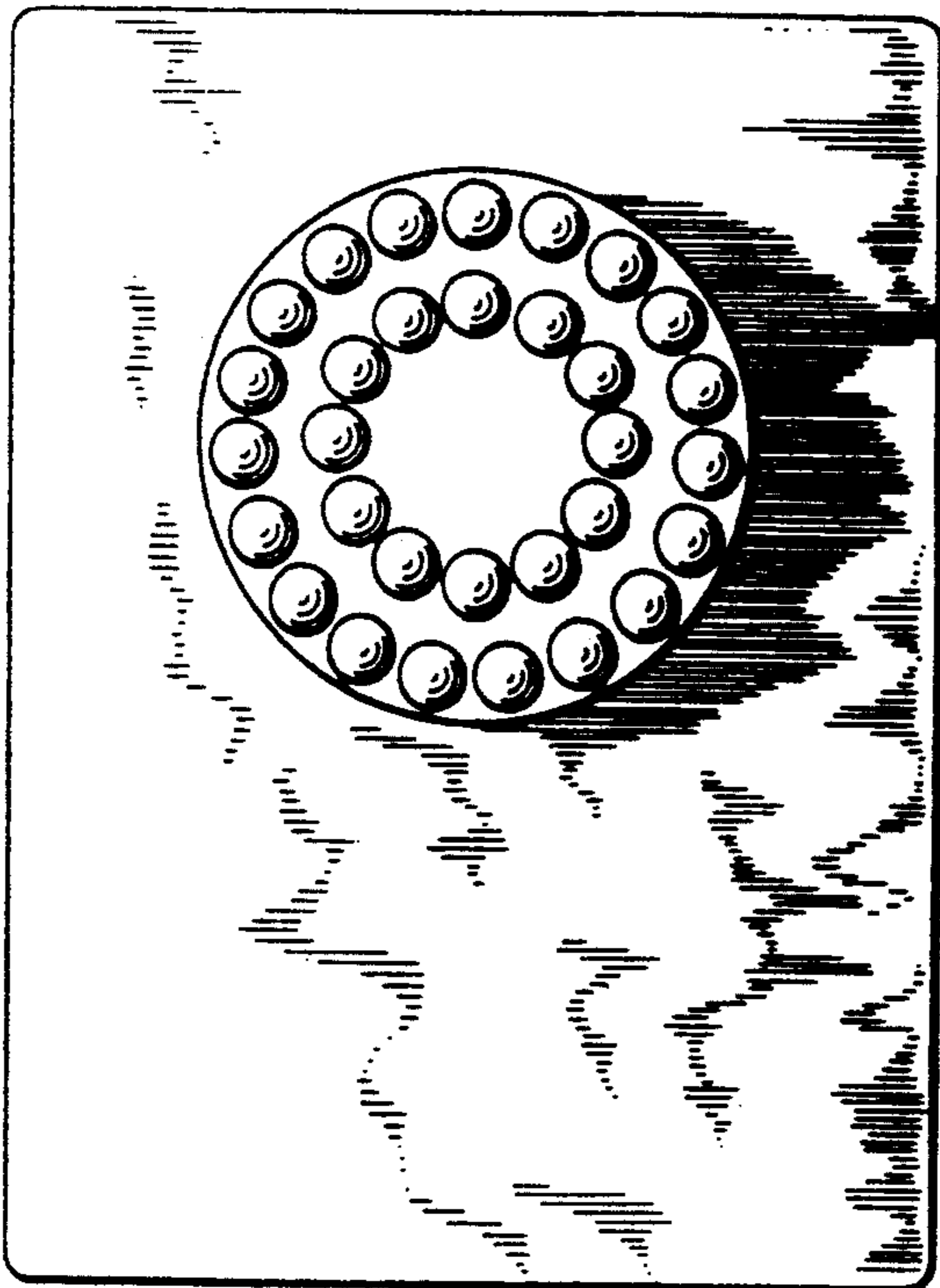





**FIG. 1**



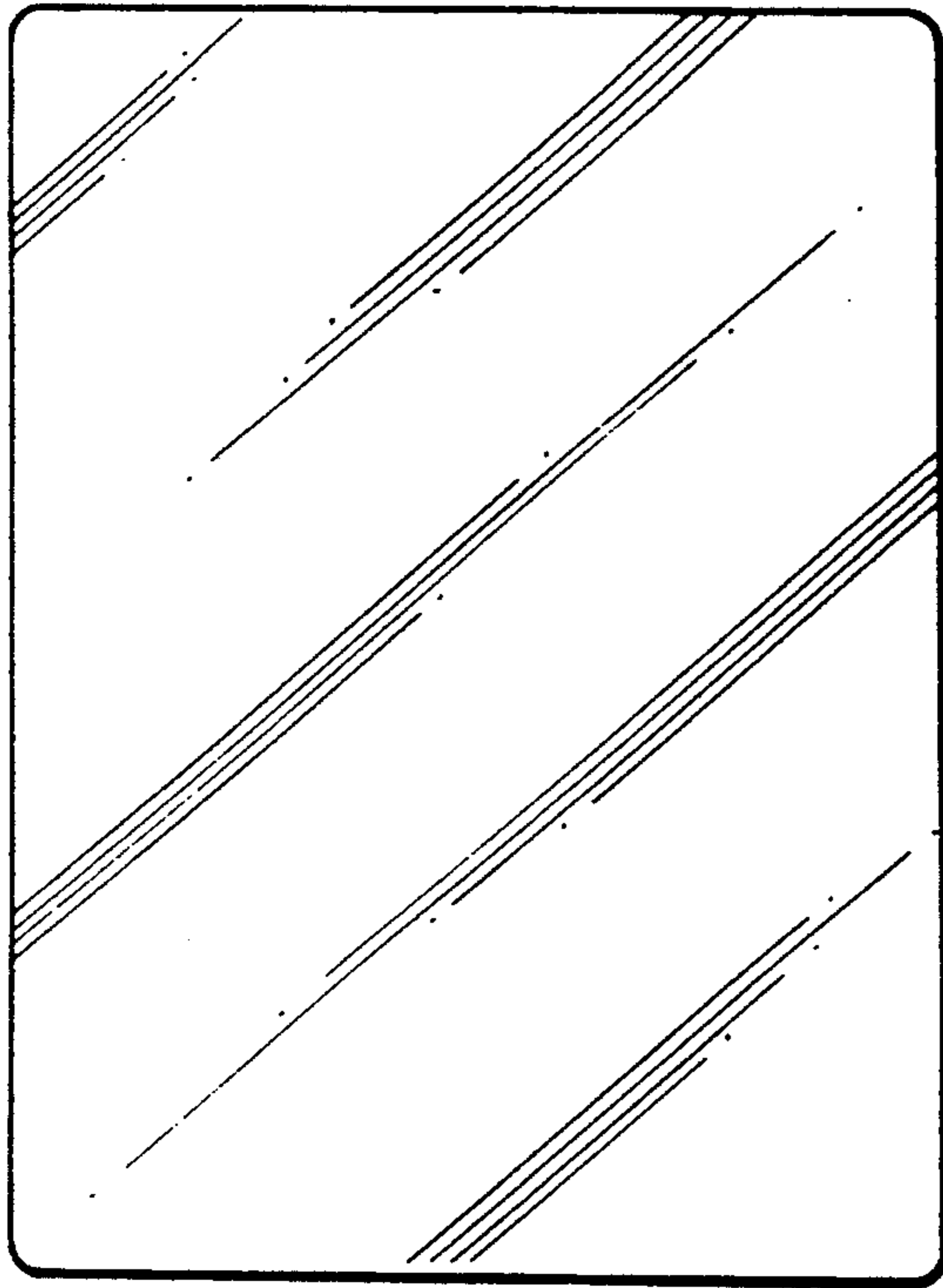
**FIG. 2**



**FIG. 3**



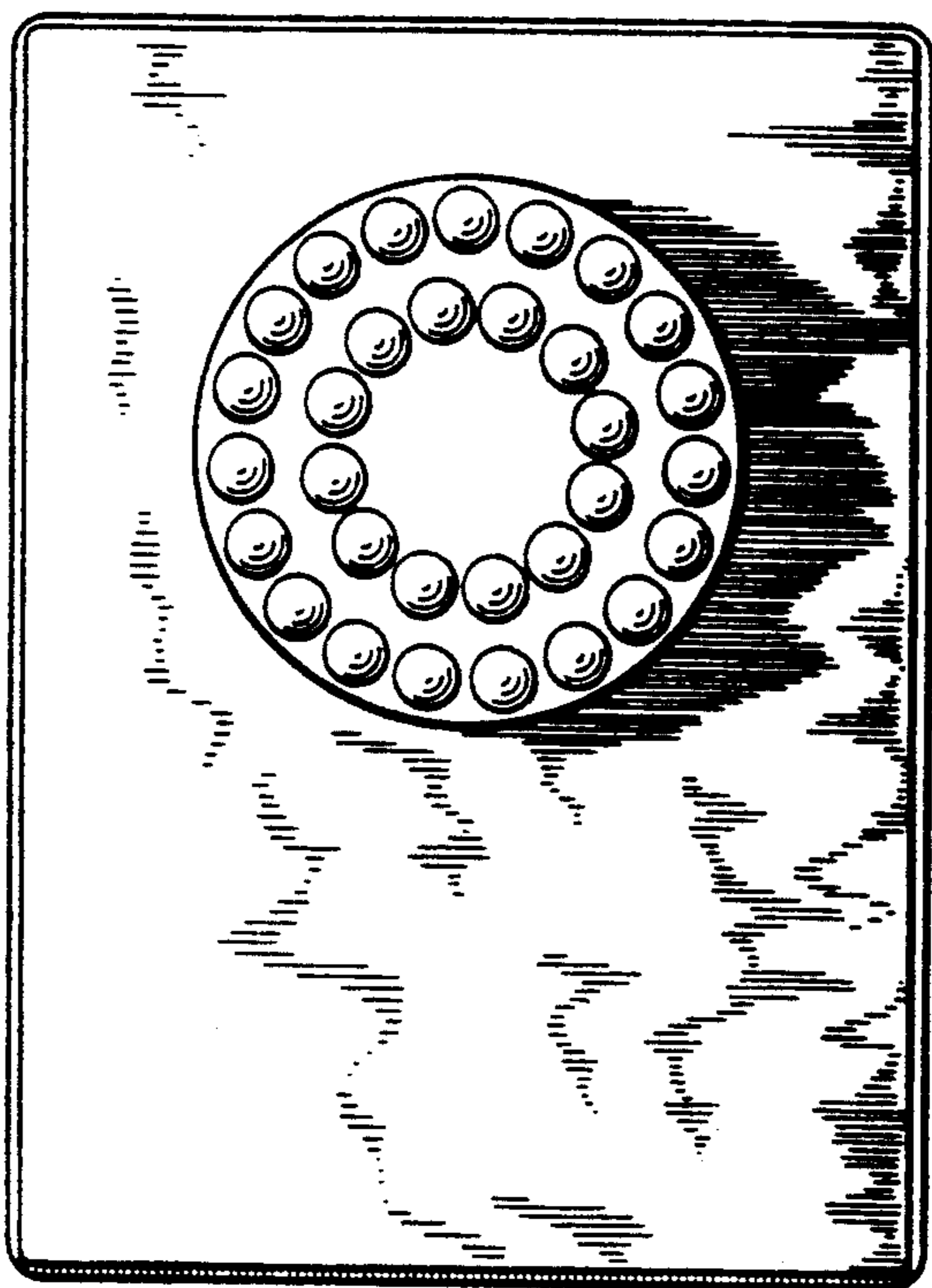
**FIG. 4**




**FIG. 5**



**FIG. 6**



**FIG. 7**



**FIG. 8**