



US00D332346S

United States Patent [19]

[11] Patent Number: **Des. 332,346**

Hatfield et al.

[45] Date of Patent: **** Jan. 12, 1993**

[54] **SHOE OUTSOLE**

[75] Inventors: **Tinker L. Hatfield**, Portland; **Eric Avar**, Beaverton, both of Oreg.

[73] Assignees: **Nike Inc.**; **Nike International Ltd.**, both of Beaverton, Oreg.

[**] Term: **14 Years**

[21] Appl. No.: **764,475**

[22] Filed: **Sep. 24, 1991**

[52] U.S. Cl. **D2/320**

[58] Field of Search **D2/264, 265, 274, 311, D2/317-322; 36/25 R, 28, 29, 32 R, 59 R, 59 C, 59, 114, 102-107, 132, 136**

D. 322,511	12/1991	Lucas	D2/320
D. 323,423	1/1992	Rogers	D2/320
D. 323,927	2/1992	Rogers	D2/320
4,439,936	4/1984	Clarke	36/102
4,449,307	5/1984	Stubblefield	36/32 R

OTHER PUBLICATIONS

The Spring 1986 Nike Performance Catalog, pp. 17, 30, 60, and 62.

The Spring 1990 Nike Footwear Catalog, pp. 22 and 28.

The Fall 1990 Nike Footwear Catalog, pp. 22, 24, and 32.

Primary Examiner—Louis S. Zarfes

Attorney, Agent, or Firm—Banner, Birch, McKie & Beckett

[56] References Cited

U.S. PATENT DOCUMENTS

D. 255,286	6/1980	Fuzita	D2/320
D. 259,150	5/1981	Cesare et al.	D2/320
D. 262,327	12/1981	Foster	D2/320
D. 265,018	6/1982	Vermonet	D2/320
D. 265,019	6/1982	Vermonet	D2/320
D. 274,956	8/1984	Saruwatari	D2/320
D. 288,027	2/1987	Tonkel	D2/320
D. 294,769	3/1988	Ligget et al.	D2/320
D. 308,592	6/1990	Kayano	D2/330
D. 311,447	10/1990	Hatfield	D2/320
D. 311,990	11/1990	Hatfield	D2/320
D. 313,114	12/1990	Aveni	D2/320
D. 315,443	3/1991	Hatfield	D2/320
D. 316,324	4/1991	Rogers	D2/320
D. 317,828	7/1991	Rogers	D2/320
D. 318,753	8/1991	Hatfield	D2/320
D. 319,337	8/1991	Hatfield	D2/320
D. 319,534	9/1991	Rogers	D2/320
D. 320,690	10/1991	Lucas	D2/320
D. 321,590	11/1991	Smith, III	D2/320
D. 321,978	12/1991	Hatfield	D2/320

[57] CLAIM

The ornamental design for a shoe outsole, as shown and described.

DESCRIPTION

FIG. 1 is a bottom plan view of the shoe outsole showing my new design;

FIG. 2 is a side elevational view of the shoe outsole shown in FIG. 1;

FIG. 3 is a side elevational view of the other side of the shoe outsole shown in FIG. 1;

FIG. 4 is a front elevational view of the shoe outsole shown in FIG. 1;

FIG. 5 is a rear elevational view of the shoe outsole shown in FIG. 1;

FIG. 6 is a cross-sectional view along the line 6—6 in FIG. 1; and,

FIG. 7 is a cross-sectional view along the line 7—7 in FIG. 1.

The top surface of the shoe outsole is substantially plain and forms no part of the claimed design.

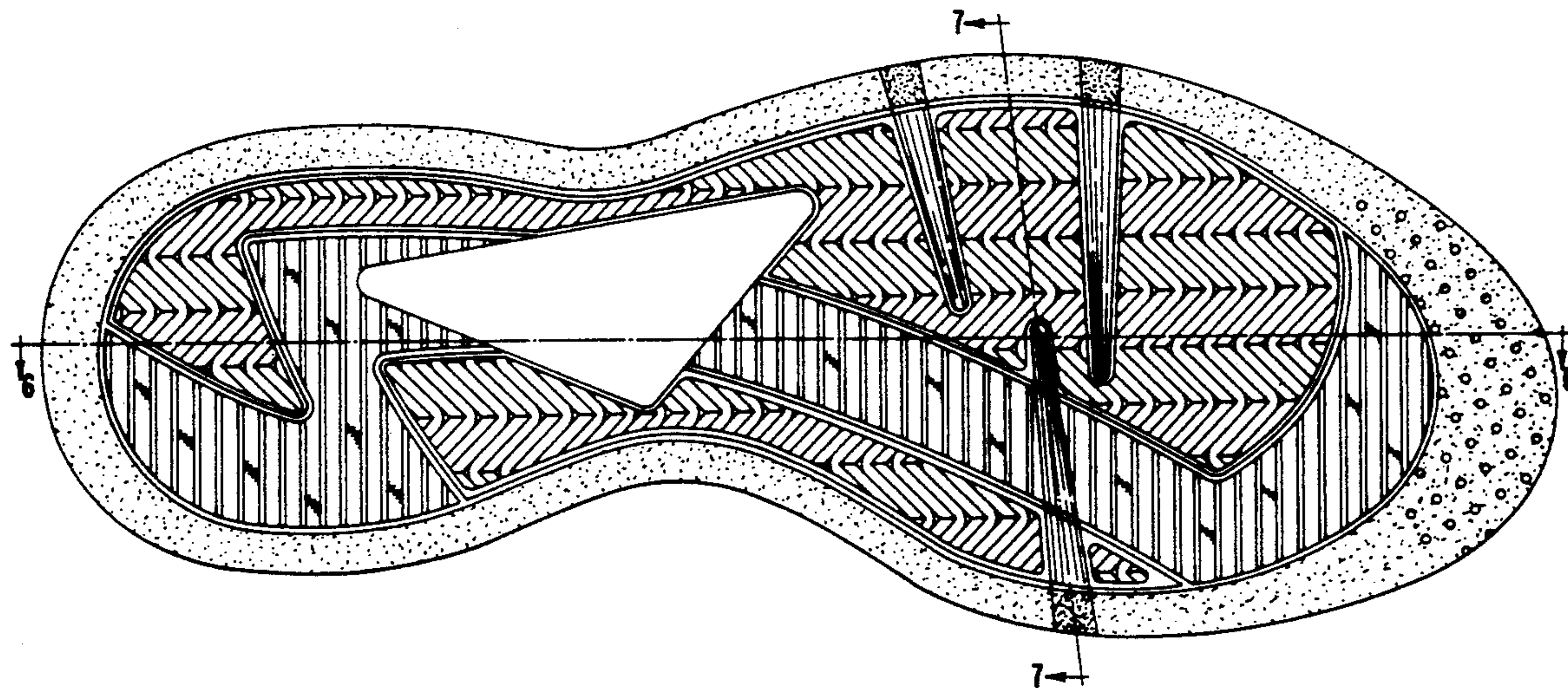
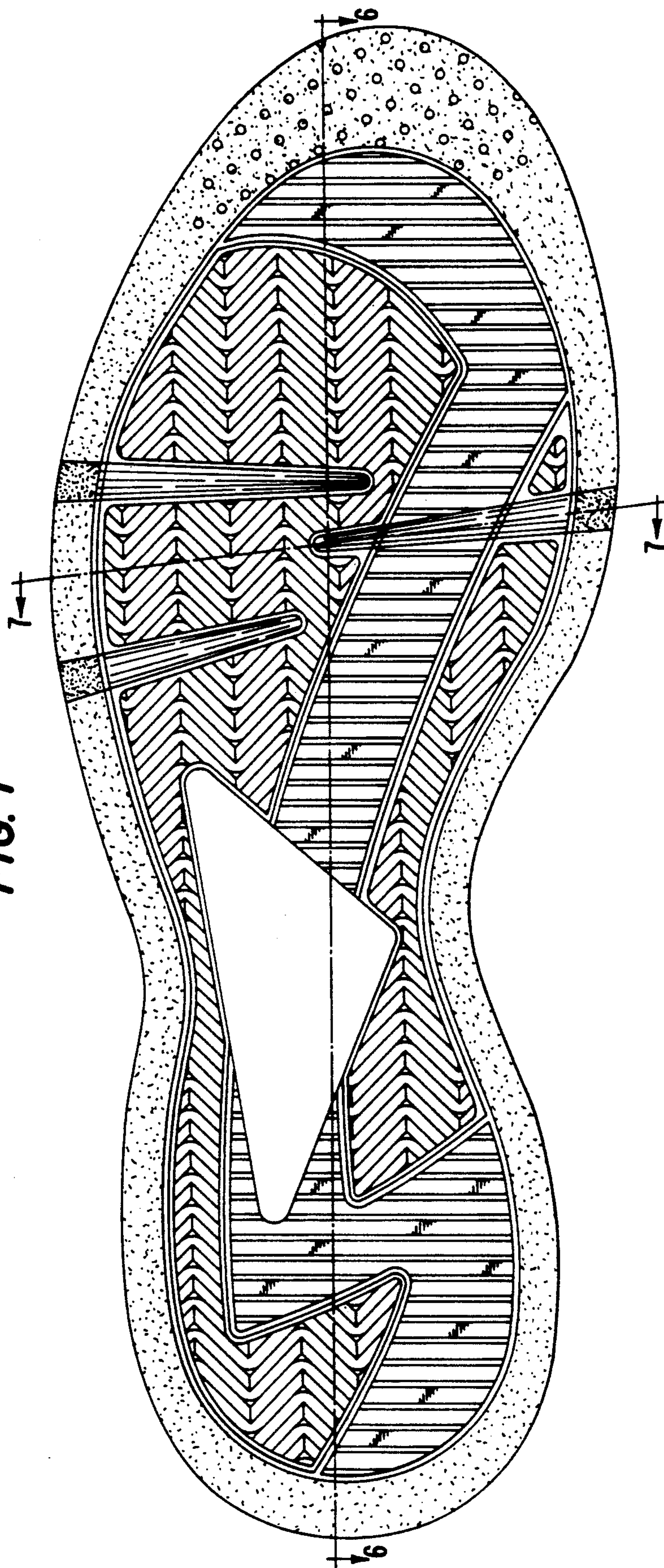


FIG. 1



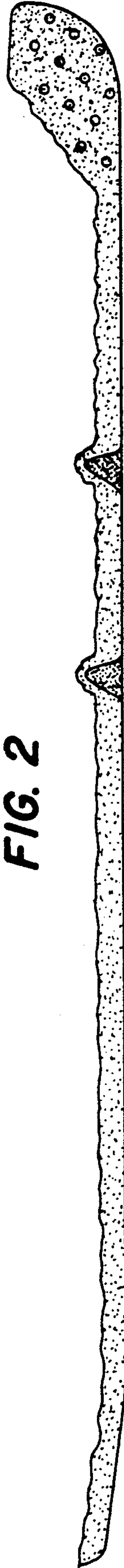


FIG. 2




FIG. 3



FIG. 4

FIG. 5



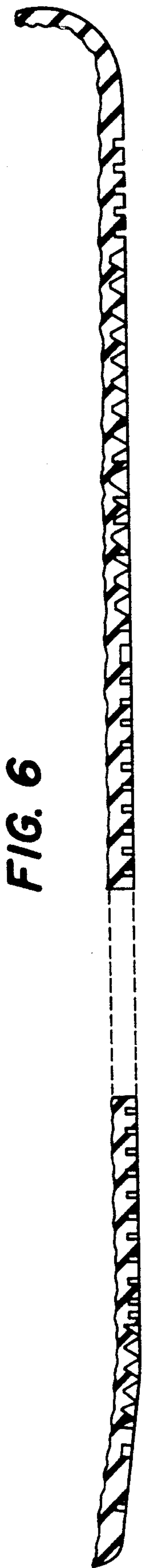


FIG. 6



FIG. 7