



US00D332333S

# United States Patent [19]

[11] Patent Number: **Des. 332,333**

Wenzel et al.

[45] Date of Patent: **\*\* Jan. 5, 1993**

[54] **PLASTIC BAG SUPPORT RACK HAVING A MESSAGE BOARD THEREON**

[75] Inventors: **Richard A. Wenzel, Pittsford; Lewis E. Sable, Rochester, both of N.Y.**

[73] Assignee: **Mobil Oil Corporation, Fairfax, Va.**

[\*\*] Term: **14 Years**

[21] Appl. No.: **710,896**

[22] Filed: **May 31, 1991**

[52] U.S. Cl. .... **D34/5; D34/6**

[58] Field of Search ..... **D34/1, 5, 6; 248/95, 248/97, 98, 99, 100, 101; 220/908, 403, 404**

[56] **References Cited**

**U.S. PATENT DOCUMENTS**

3,934,894	1/1976	Hoeffken et al. ....	280/47
4,339,099	7/1982	Barton et al. ....	248/101
4,487,388	12/1984	Provan .....	248/97
4,593,873	6/1986	Nelson .....	248/98
4,623,111	11/1986	Prader .....	248/97

4,762,297	8/1988	Milligan .....	248/99
4,783,031	11/1988	Ebentheuer .....	248/97
4,957,252	9/1990	Watkins .....	248/97
5,018,691	5/1991	King .....	248/99
5,048,712	9/1991	Wolters .....	248/98

*Primary Examiner*—Kay H. Chin  
*Attorney, Agent, or Firm*—Alexander J. McKillop;  
Charles J. Speciale; Michael J. Mlotkowski

[57] **CLAIM**

The ornamental design for plastic bag support rack having message board thereon, as shown and described.

**DESCRIPTION**

FIG. 1 is a top perspective view of a plastic bag support rack having a message board thereon showing our new design;  
FIG. 2 is a front elevational view thereof;  
FIG. 3 is a side elevational view thereof, the opposite side elevational view being a mirror image of that shown;  
FIG. 4 is a top plan view thereof; and,  
FIG. 5 is a bottom plan view thereon.

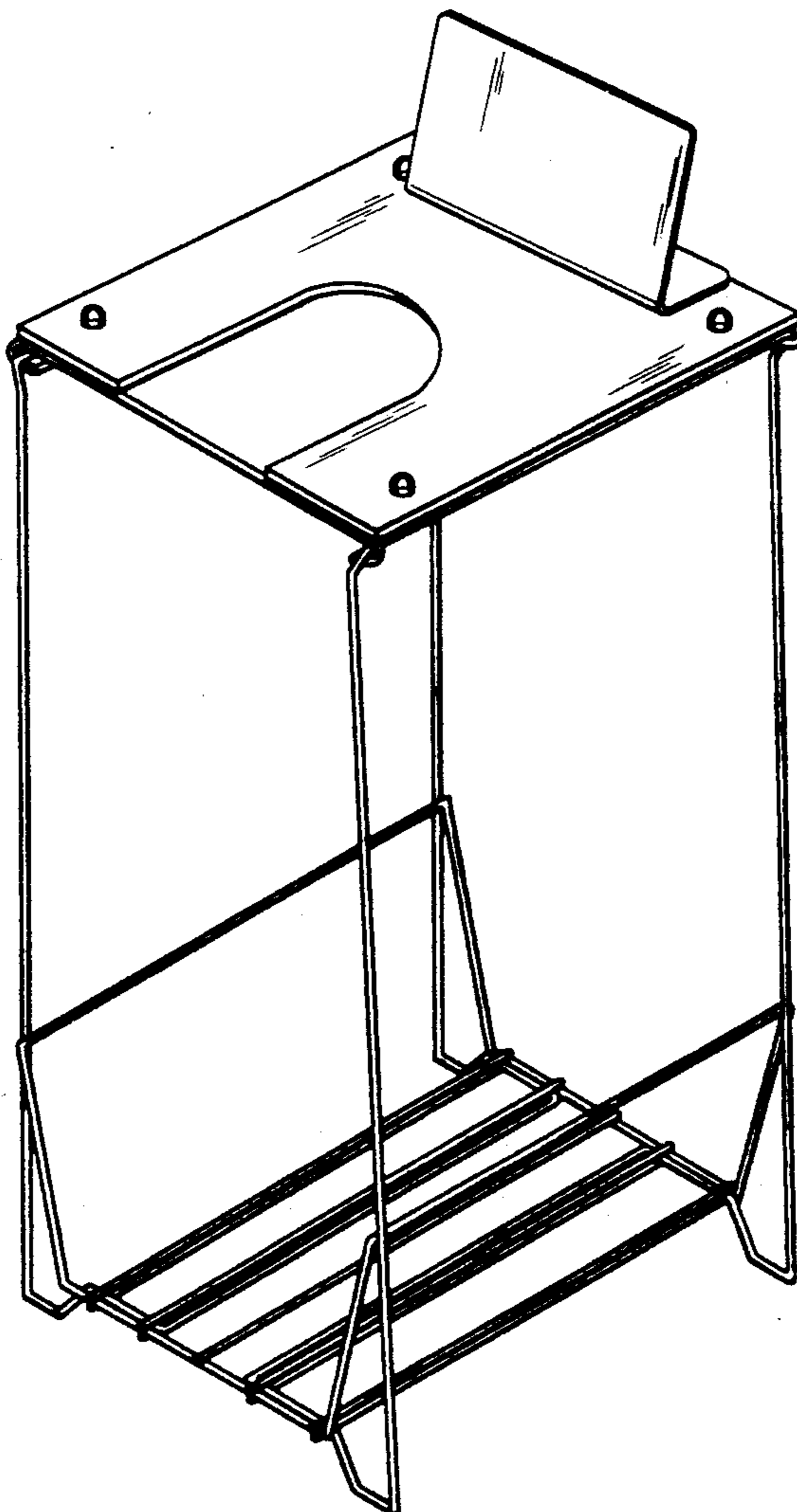


FIG. 1

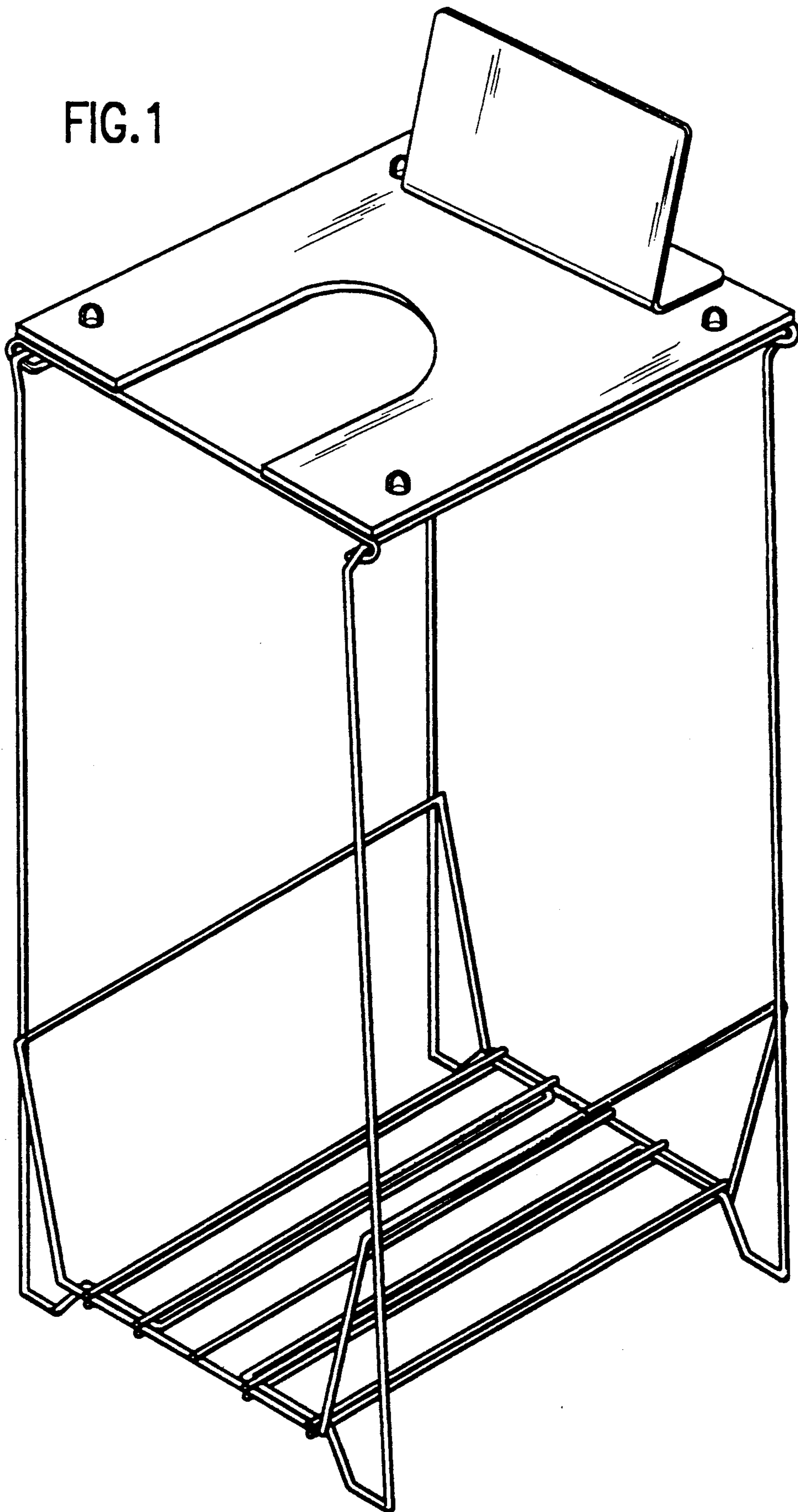


FIG. 2




FIG. 3




FIG. 4

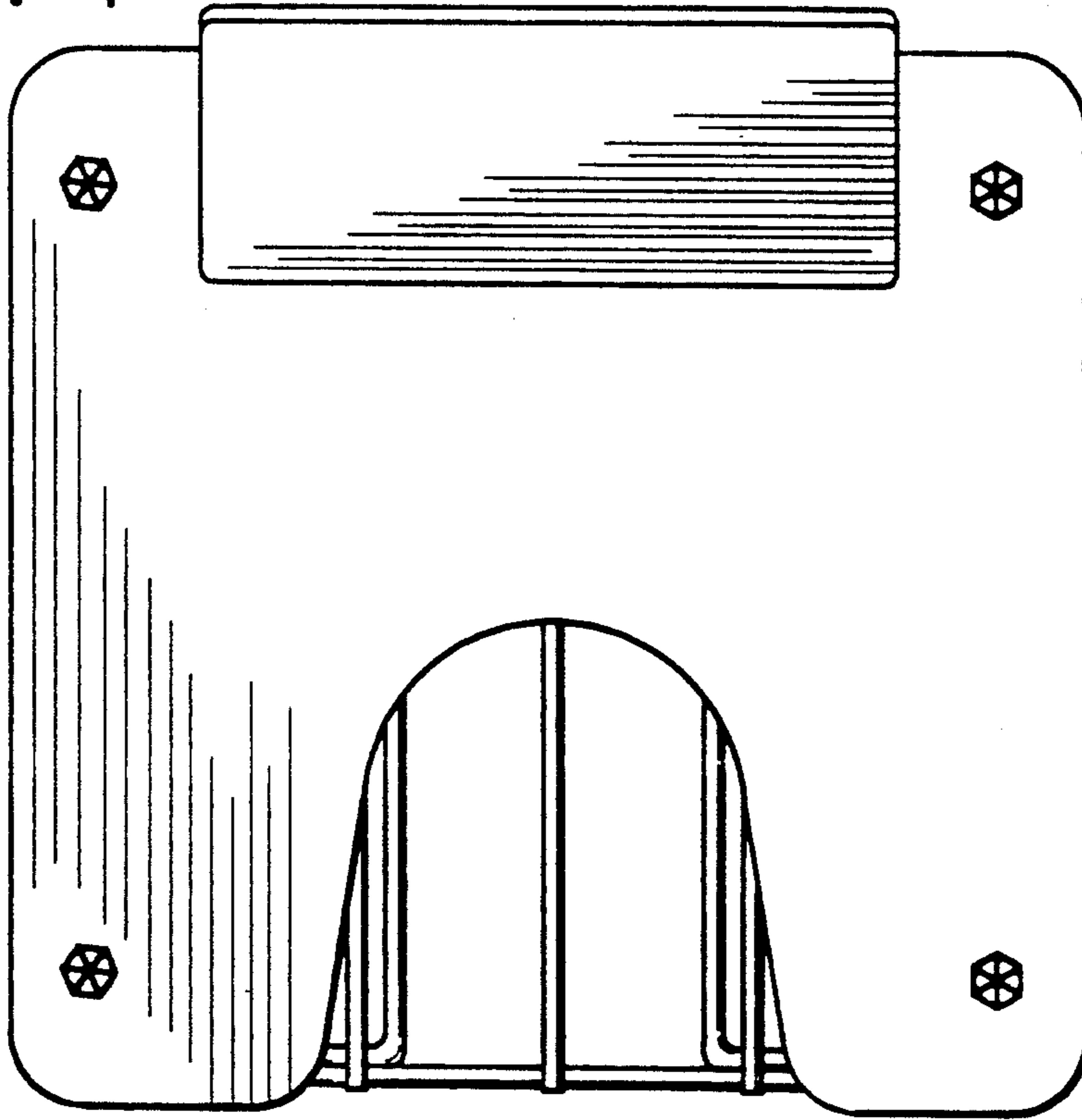


FIG. 5

