



US00D332327S

United States Patent [19]

[11] Patent Number: Des. 332,327

Kruger

[45] Date of Patent: ** Jan. 5, 1993

[54] HAND HELD MIRROR

[75] Inventor: Judith Kruger, Highland Park, Ill.

[73] Assignee: Paris Presents Incorporated,
Wheeling, Ill.

[**] Term: 14 Years

[21] Appl. No.: 562,644

[22] Filed: Aug. 3, 1990

[52] U.S. Cl. D28/64.5; D28/64.4

[58] Field of Search D28/64.1-64.7;
D4/138; 359/882; 132/291, 316

[56] References Cited

U.S. PATENT DOCUMENTS

D. 37,564	9/1905	Crowell, Jr.	D4/138
D. 83,785	3/1931	Ballou et al.	D28/64.4
D. 93,591	10/1934	Wewetzer	D28/80
D. 96,666	8/1935	Herman	D28/64.1
D. 142,017	8/1945	Brown	D28/64.4
D. 191,777	11/1961	Gahm	D28/64.6
D. 308,264	5/1990	Redmann et al.	D28/63 X
1,055,616	3/1913	Debacher	132/316

OTHER PUBLICATIONS

Hong Kong Enterprise, Nov. 1986, p. 291: lower left

quadrant of page, (1) mirror on upper right of quadrant, (2) mirror on left and center quadrant.

Primary Examiner—Theodore M. Shooman
Assistant Examiner—C. Tuttle
Attorney, Agent, or Firm—Silverman, Cass & Singer,
Ltd.

[57] CLAIM

The ornamental design for a hand held mirror, as shown and described.

DESCRIPTION

FIG. 1 is a rear perspective view of a hand held mirror showing my new design;
FIG. 2 is a front elevational view thereof;
FIG. 3 is a bottom plan view thereof;
FIG. 4 is a rear elevational view thereof;
FIG. 5 is a left side elevational view thereof, the side opposite being a mirror image of the side shown;
FIG. 6 is a top plan view thereof;
FIG. 7 is a cross sectional view taken on line 7—7 of FIG. 4; and,
FIG. 8 is a cross sectional view taken on line 8—8 of FIG. 4.

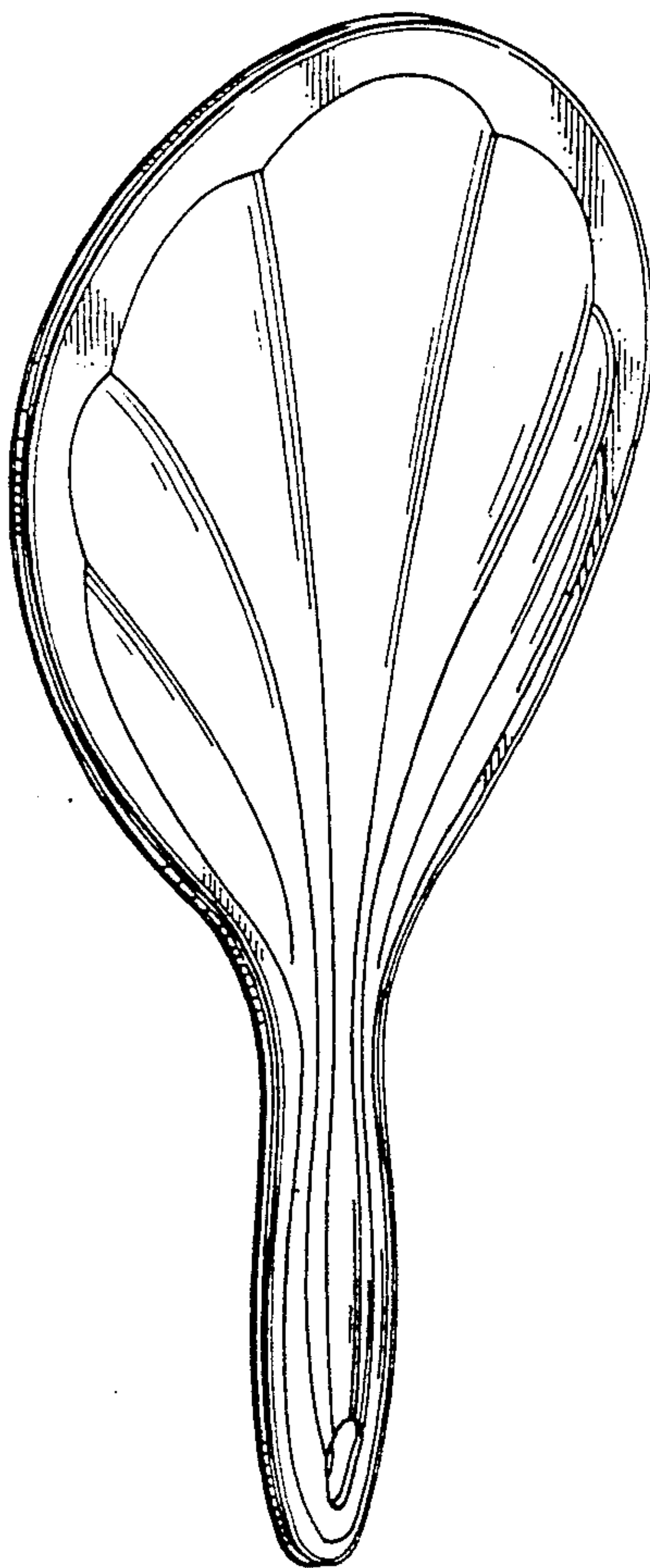


Fig. 1

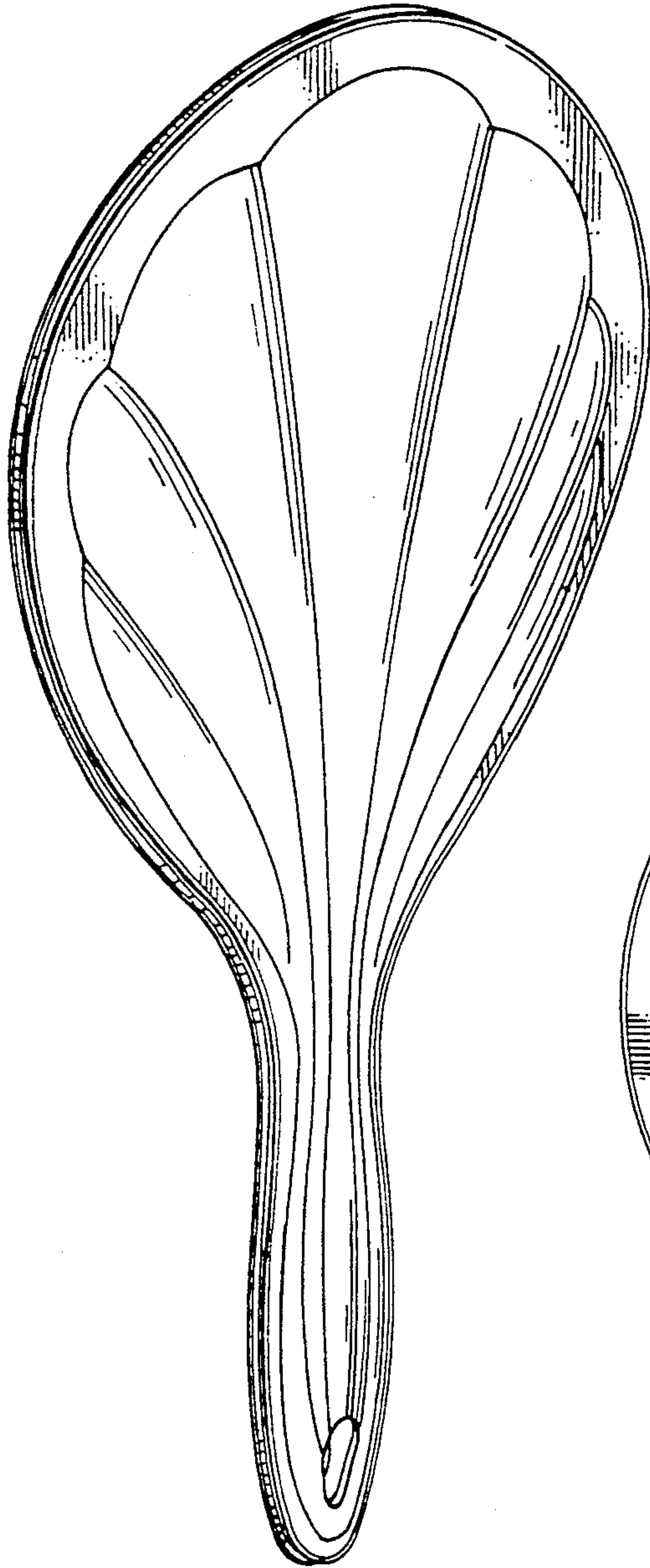


Fig. 2

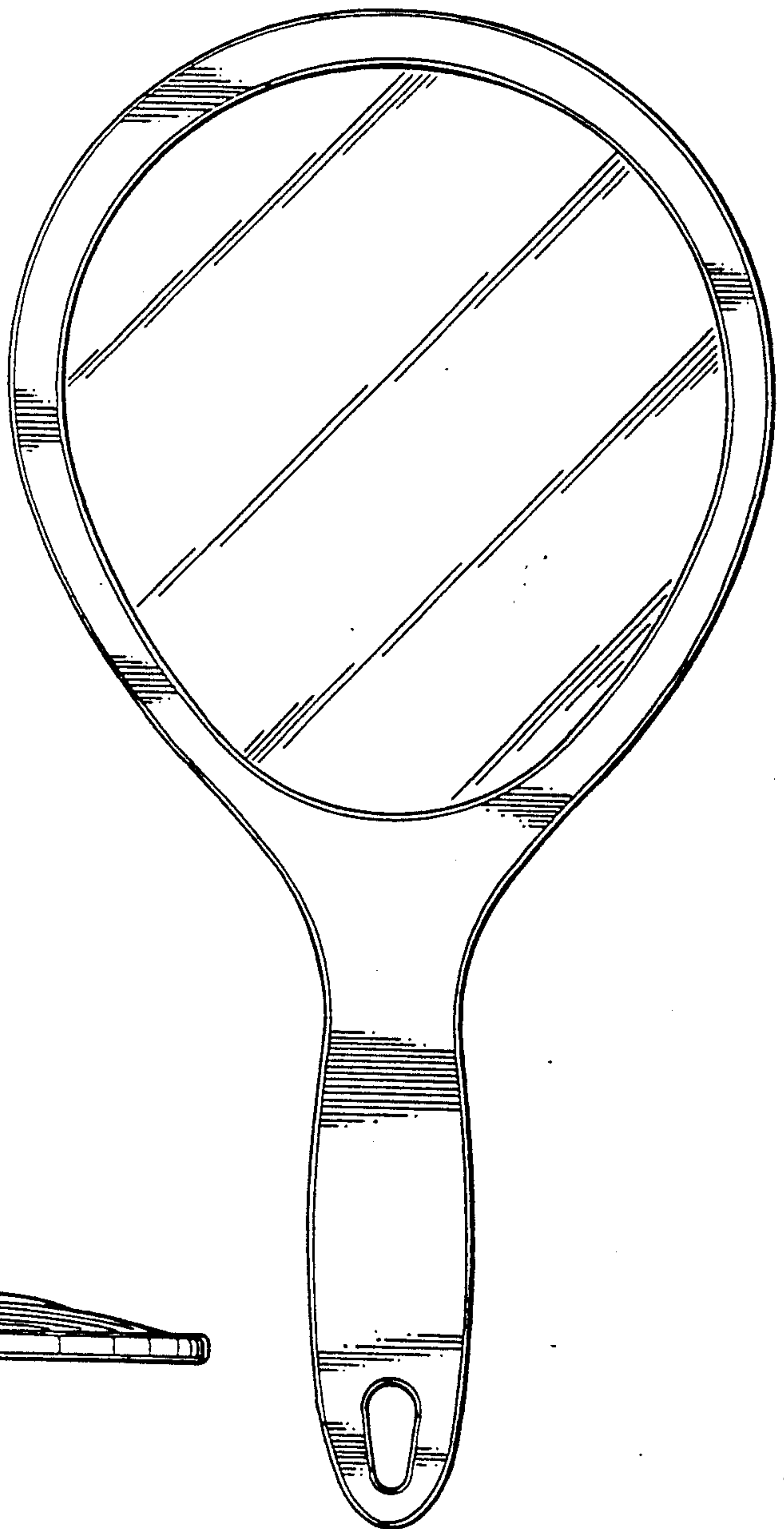
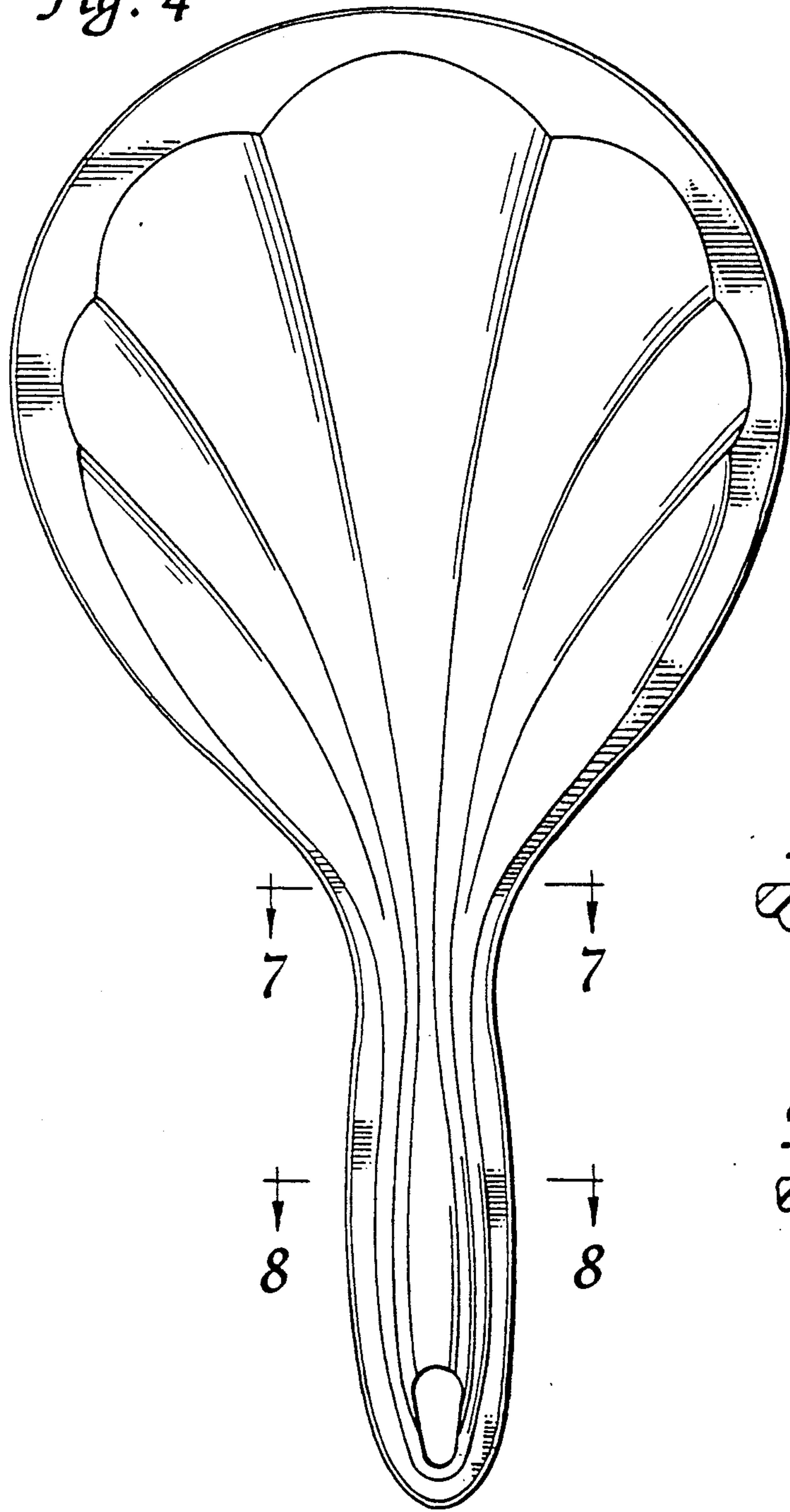


Fig. 3



Fig. 4



7

7

8

8

Fig. 5

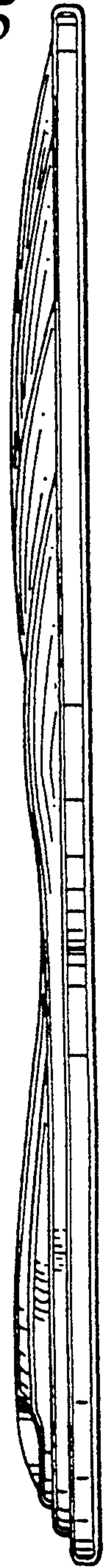


Fig. 7



Fig. 8



Fig. 6

