



US00D332324S

# United States Patent [19]

[11] Patent Number: **Des. 332,324**

Howey, Jr.

[45] Date of Patent: **\*\* Jan. 5, 1993**

[54] **HOLDER FOR SMOKER'S PIPE AND ACCESSORIES**

[76] Inventor: **Wade H. Howey, Jr.**, 2312 Potter Rd. South, Waxhaw, N.C. 28601

[\*\*] Term: **14 Years**

[21] Appl. No.: **688,067**

[22] Filed: **Apr. 19, 1991**

[52] U.S. Cl. .... **D27/181; D27/128; D27/180**

[58] Field of Search ..... **D27/128-129, D27/180, 172, 181; 131/260, 231, 235.1, 240.1**

[56] **References Cited**

**U.S. PATENT DOCUMENTS**

D. 68,902	12/1925	Clarke	.....	D27/128
D. 72,273	3/1927	McEldowney	.....	D27/128
D. 79,720	4/1929	Jennings	.....	D27/180
D. 124,603	1/1941	Frank	.....	D27/129
D. 135,597	4/1943	Penn	.....	D27/129

D. 135,934	7/1943	Mayer	.....	D27/129
D. 201,943	8/1965	Kasper	.....	D27/180
D. 204,856	5/1966	Loscalzo et al.	.....	D27/180
D. 218,657	9/1970	Angelakos	.....	D27/180
D. 250,279	11/1978	Niesse	.....	D27/180

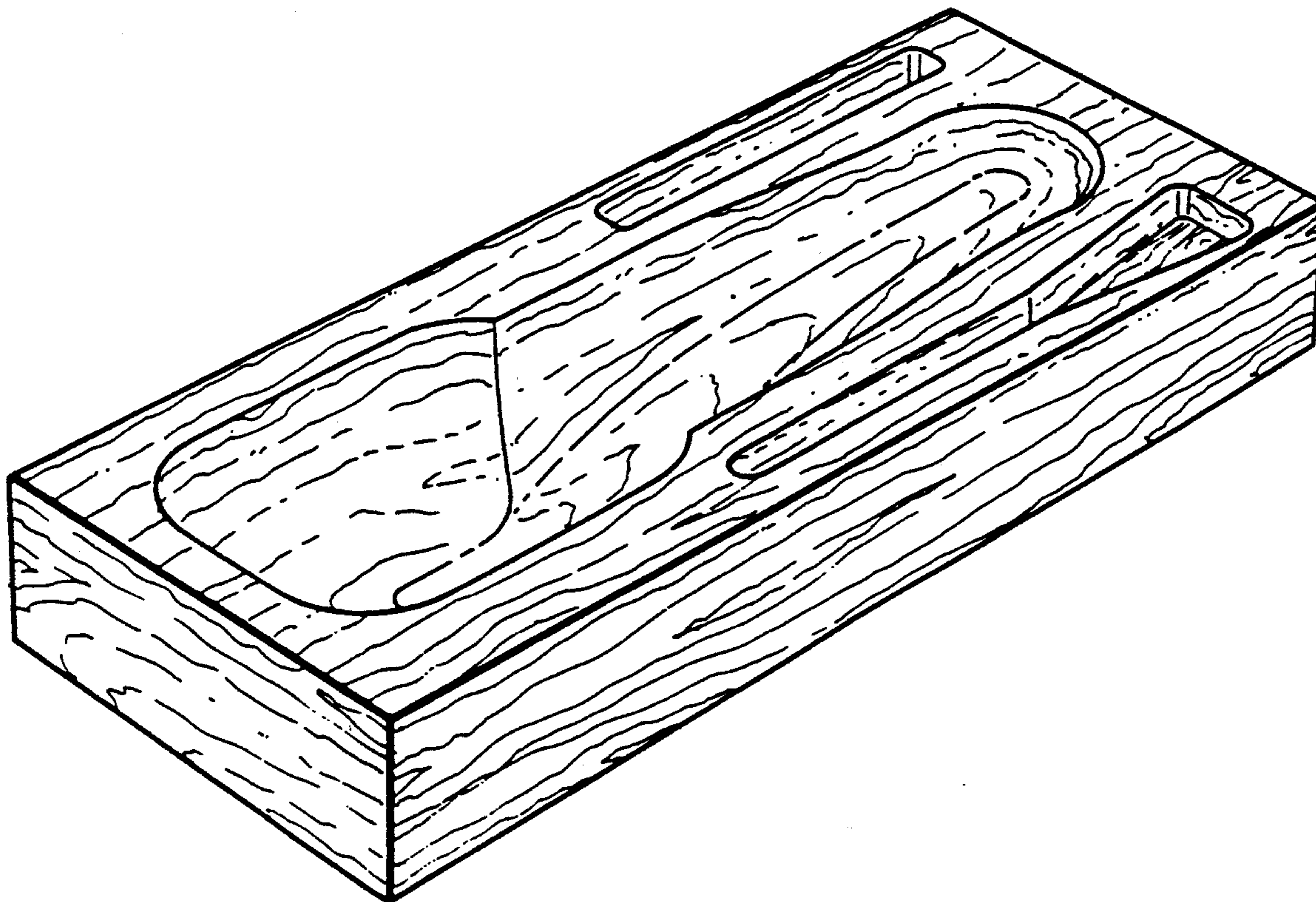
*Primary Examiner*—Wallace R. Burke  
*Assistant Examiner*—H. Baynham  
*Attorney, Agent, or Firm*—Shefte, Pinckney & Sawyer

[57] **CLAIM**

The ornamental design for a holder for smoker's pipe and accessories, as shown and described.

**DESCRIPTION**

FIG. 1 is a perspective view of a holder for a smoker's pipe and accessories showing my new design; FIG. 2 is a top plan view thereof; FIG. 3 is a bottom plan view thereof; FIG. 4 is a side elevational view thereof, the opposite side elevational view being identical; and, FIG. 5 is an end elevational view thereof; the opposite end elevational view being identical.



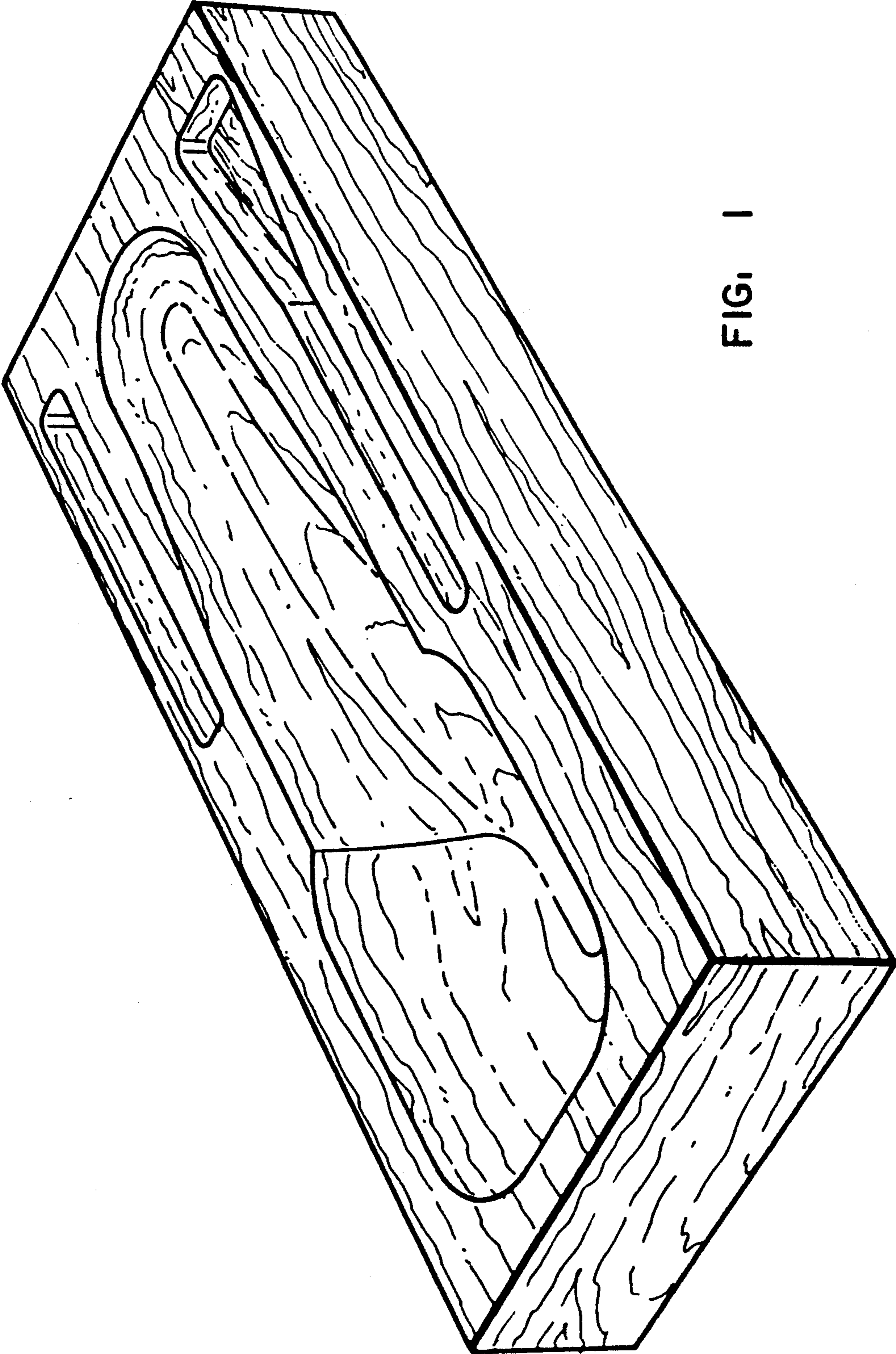


FIG. 1




FIG. 2




FIG. 3

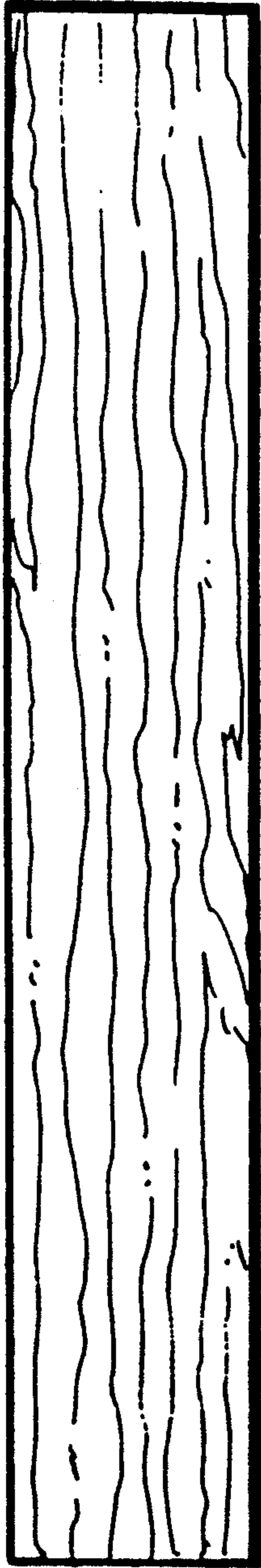


FIG. 4




FIG. 5