



US00D332317S

# United States Patent [19]

Melcher

[11] Patent Number: **Des. 332,317**

[45] Date of Patent: **\*\* Jan. 5, 1993**

[54] **COMBINED AUTOMOBILE LOCKER AND COVER**

[75] Inventor: **Cedric V. Melcher**, 981 St. Clair, Houston, Tex. 77088

[73] Assignee: **Cedric V. Melcher**, Houston, Tex.

[\*\*] Term: **14 Years**

[21] Appl. No.: **611,357**

[22] Filed: **Nov. 8, 1990**

[52] U.S. Cl. .... **D25/56; D12/155**

[58] Field of Search ..... **D12/155; 254/2 R, 93; 52/64, 80, 79.1, 79.8, 143, 645, 648, 633; 410/3, 4, 7, 19, 13, 24; 206/335**

[56] **References Cited**

**U.S. PATENT DOCUMENTS**

D. 100,164	6/1936	Judd	410/24
D. 153,931	5/1949	Francis	410/24
D. 302,856	8/1989	Bareiso	D25/56
908,827	1/1909	Worchester	52/648

1,236,773	8/1917	Seymour	52/648
4,124,119	11/1978	Nordstrom	410/13
5,044,866	9/1991	Harp	414/495

**FOREIGN PATENT DOCUMENTS**

1414203	11/1964	France	52/79.1
0852211	10/1960	United Kingdom	206/335

*Primary Examiner*—Wallace R. Burke  
*Assistant Examiner*—Melody Brown  
*Attorney, Agent, or Firm*—Timothy T. Tyson

[57] **CLAIM**

The ornamental design for a combined automobile locker and cover, as shown and described.

**DESCRIPTION**

FIG. 1 is a top plan view of a combined automobile locker and cover, showing my new design; FIG. 2 is a right side elevational view thereof, the left side elevational view being the mirror image thereof; FIG. 3 is a front elevational view thereof; FIG. 4 is a rear elevational view thereof; and, FIG. 5 is a bottom plan view thereof.



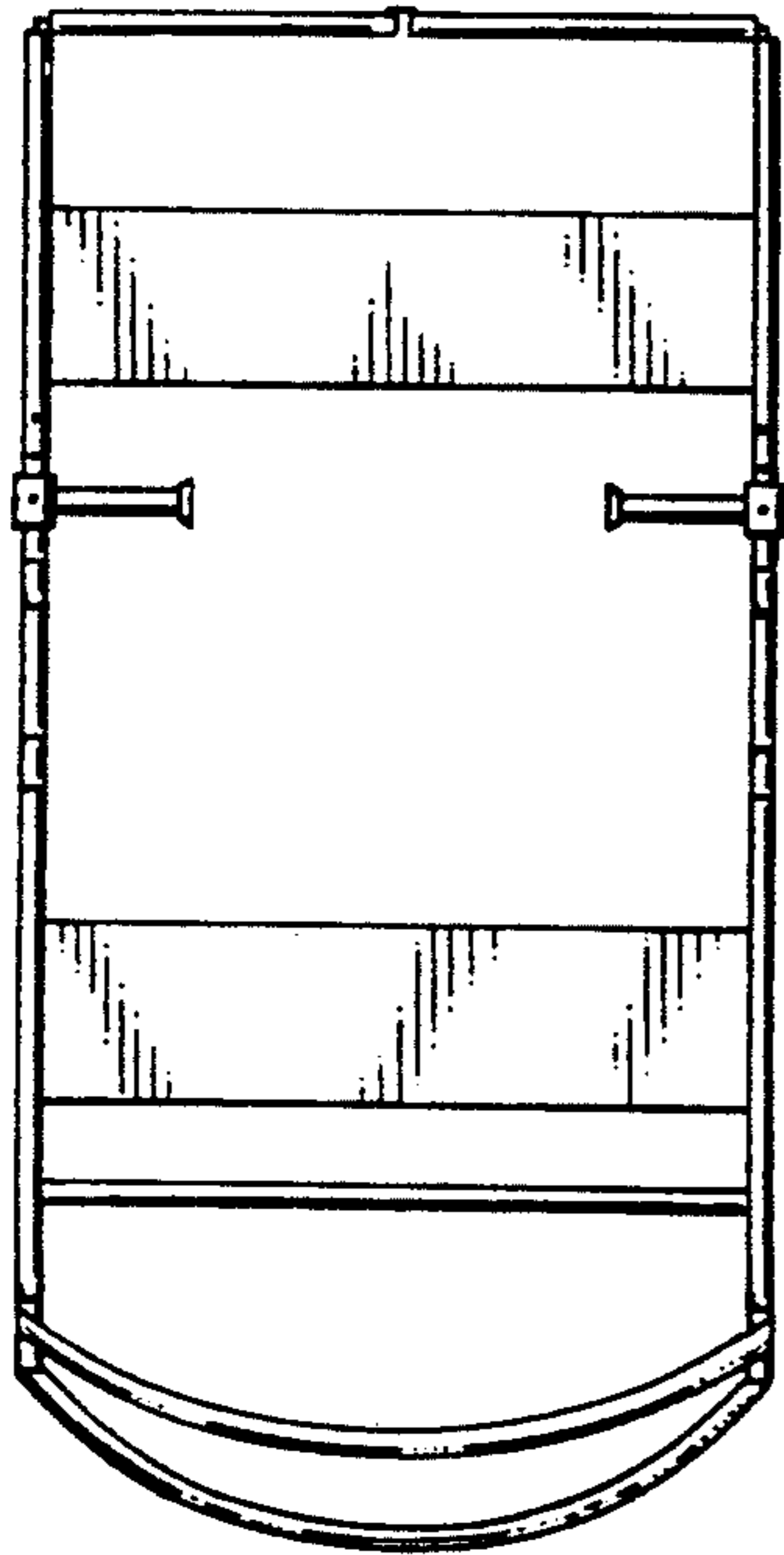


FIG. 1



FIG. 2



FIG. 3




FIG. 4

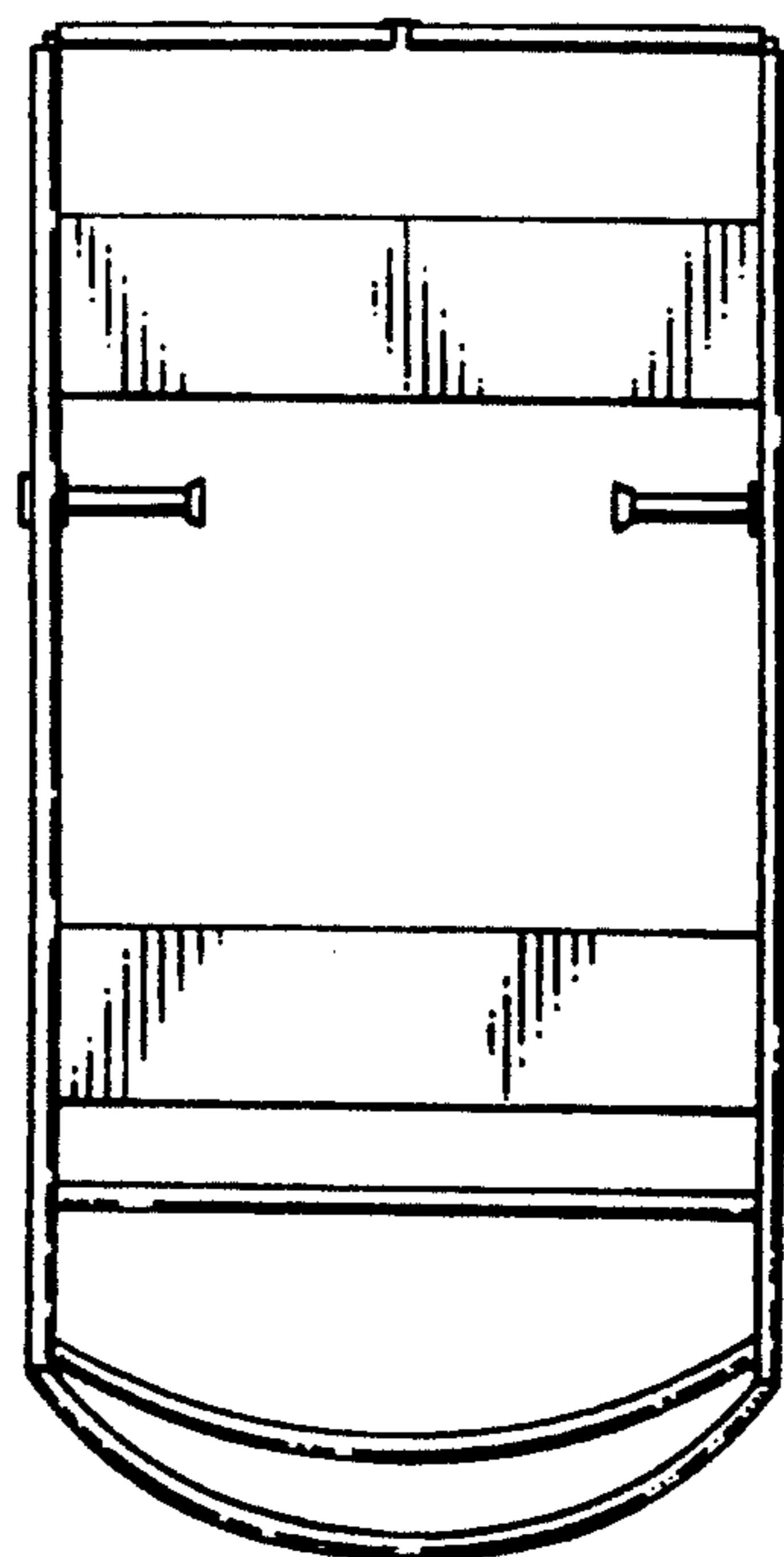


FIG. 5