



US00D332287S

United States Patent [19]

Evans et al.

[11] Patent Number: Des. 332,287

[45] Date of Patent: ** Jan. 5, 1993

[54] SIGN

[76] Inventors: Kathryn A. Evans; Robert A. Ferreira, both of 4354 Petaluma Ave., Lakewood, Calif. 90713

[**] Term: 14 Years

[21] Appl. No.: 549,716

[22] Filed: Jul. 9, 1990

[52] U.S. Cl. D20/40

[58] Field of Search D20/10, 15, 22, 23, D20/27, 39, 40, 42; 40/299, 638, 584, 590, 591, 592, 617, 618, 624, 612

[56] **References Cited**

U.S. PATENT DOCUMENTS

D. 267,888	2/1983	Williams	D10/109
625,815	5/1899	Thawley	40/617
2,641,075	6/1953	Saul	40/612
2,963,805	12/1960	Sterry	40/299
4,480,399	11/1984	Teti, Jr.	40/584
4,637,151	1/1987	Nove et al.	40/584

Primary Examiner—Wallace R. Burke


Assistant Examiner—Marcus Jackson
Attorney, Agent, or Firm—Timothy T. Tyson

[57] **CLAIM**

The ornamental design for a sign, as shown and described.

DESCRIPTION

FIG. 1 is a front elevational view of a sign showing our new design;
 FIG. 2 is a top plan view thereof, with the bottom being a mirror image;
 FIG. 3 is a side elevational view thereof, with the opposite side being a mirror image;
 FIG. 4 is a rear elevational view thereof;
 FIG. 5 is a front elevational view of a second embodiment thereof, wherein the undisclosed portions are the same as FIG. 1;
 FIG. 6 is a front elevational view of a third embodiment thereof, wherein the undisclosed portions are the same as in FIG. 1; and,
 FIG. 7 is a front elevational view of a fourth embodiment thereof, with the broken line showing for illustrative purposes only and forming no part of the claimed design.






FIG. 1



FIG. 2



FIG. 3

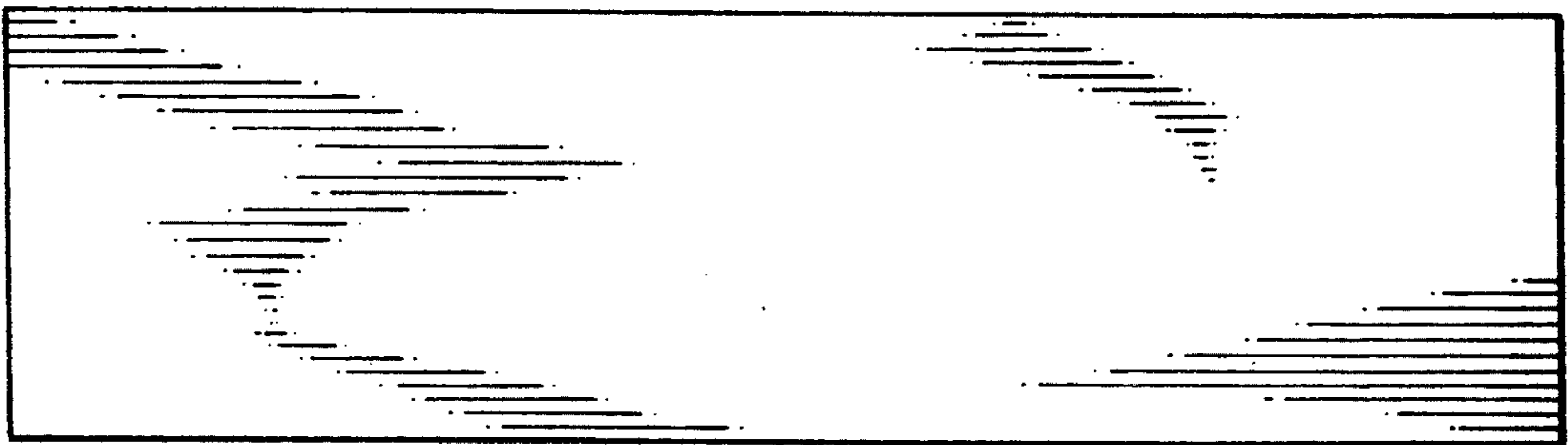


FIG. 4




FIG. 5




FIG. 6

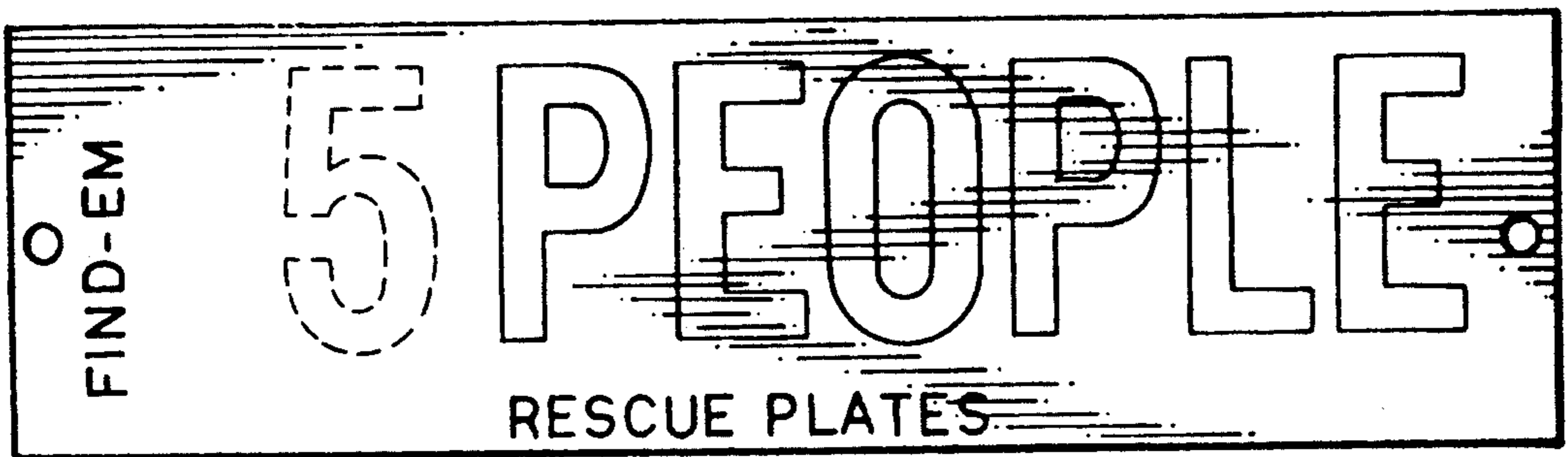


FIG. 7