



US00D332271S

United States Patent [19]

[11] Patent Number: **Des. 332,271**

DuBose et al.

[45] Date of Patent: **** Jan. 5, 1993**

[54] **COMBINED LOADER BUCKET AND GRAPPLE**

4,907,356 3/1990 LaBounty 37/117.5
4,928,410 5/1990 Walters et al. 37/117.5

[76] Inventors: **Dan M. DuBose**, 1136 Orchard Way, Chico, Calif. 95928; **Robert J. DuBose**, 2826 Clark Rd., Oroville, Calif. 95965

Primary Examiner—Bernard Ansher
Assistant Examiner—Sandra Morris
Attorney, Agent, or Firm—Lothrop & West

[**] Term: **14 Years**

[57] **CLAIM**

[21] Appl. No.: **594,236**

The ornamental design for a combined loader bucket and grapple, as shown and described.

[22] Filed: **Oct. 9, 1990**

DESCRIPTION

[52] U.S. Cl. **D15/32**

[58] Field of Search D15/10, 23, 24, 25,
D15/28, 32; 37/117.5; 144/2 N; 254/127;
414/722, 729, 739

FIG. 1 is a front perspective view of a combined loader bucket and grapple, with the grapple in open position, showing our new design;

FIG. 2 is an enlarged front perspective view thereof, with the grapple shown in the closed position;

FIG. 3 is a left end elevational view thereof, the opposite end being a mirror image;

FIG. 4 is a top plan view thereof;

FIG. 5 is a bottom plan view thereof;

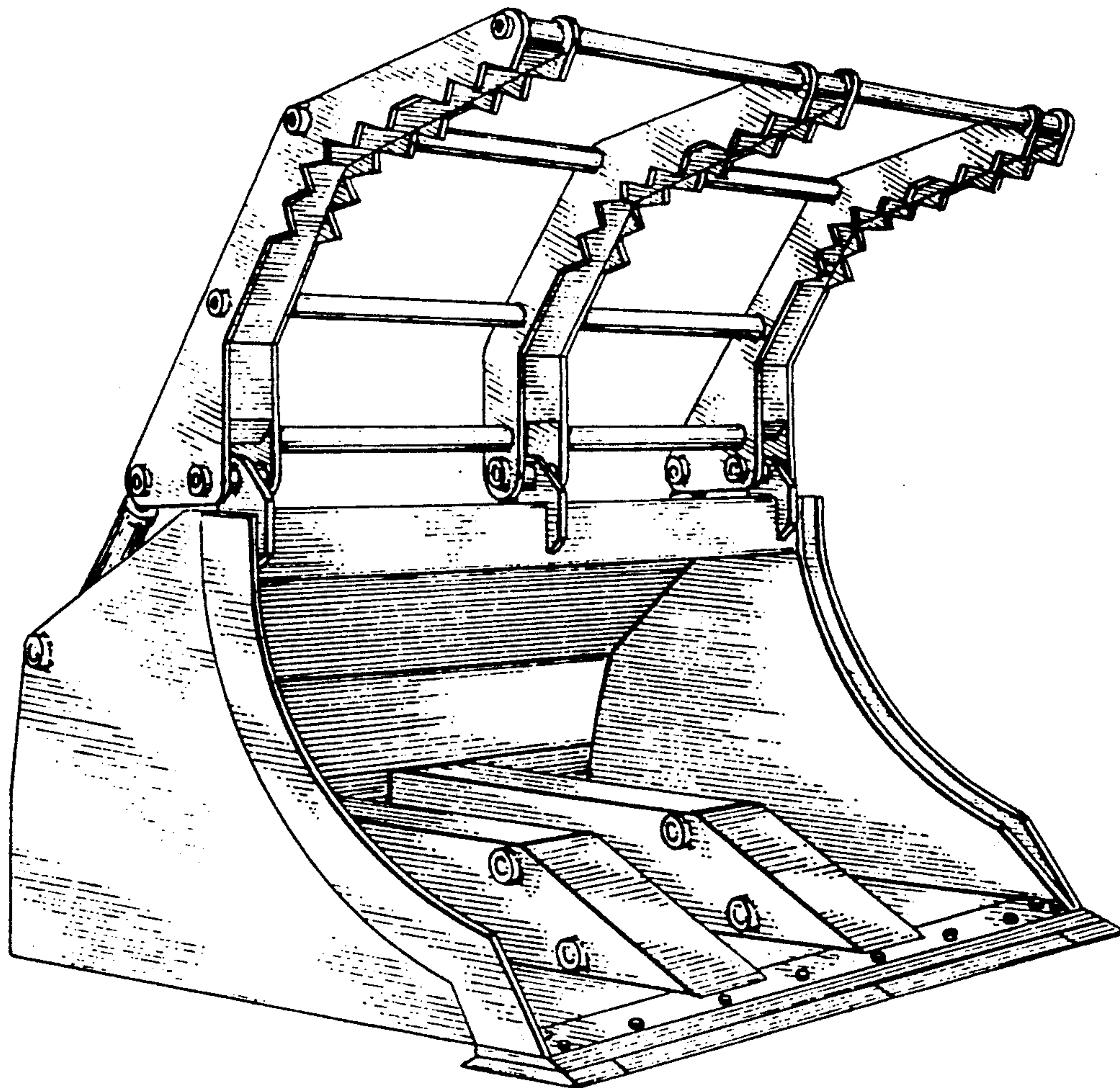
FIG. 6 is a front elevational view thereof; and,

FIG. 7 is a rear elevational view thereof.

[56] **References Cited**

U.S. PATENT DOCUMENTS

D. 274,622	7/1984	Neander	D15/32
4,407,626	10/1983	Bruckner	414/722
4,413,945	11/1983	LaBounty	414/739
4,519,739	5/1985	Risch	414/739



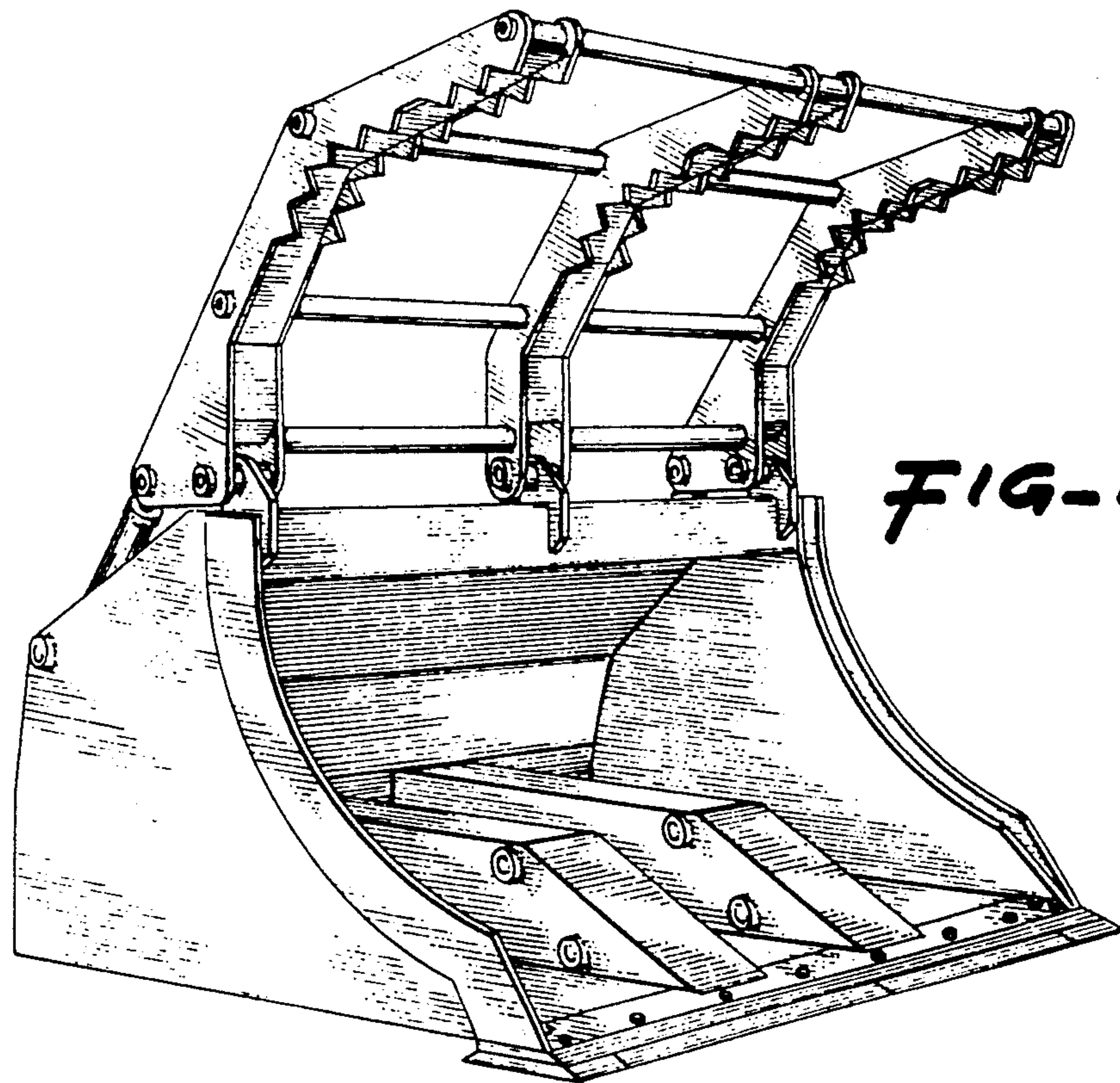


FIG-1




FIG-2




FIG. 4

FIG. 3


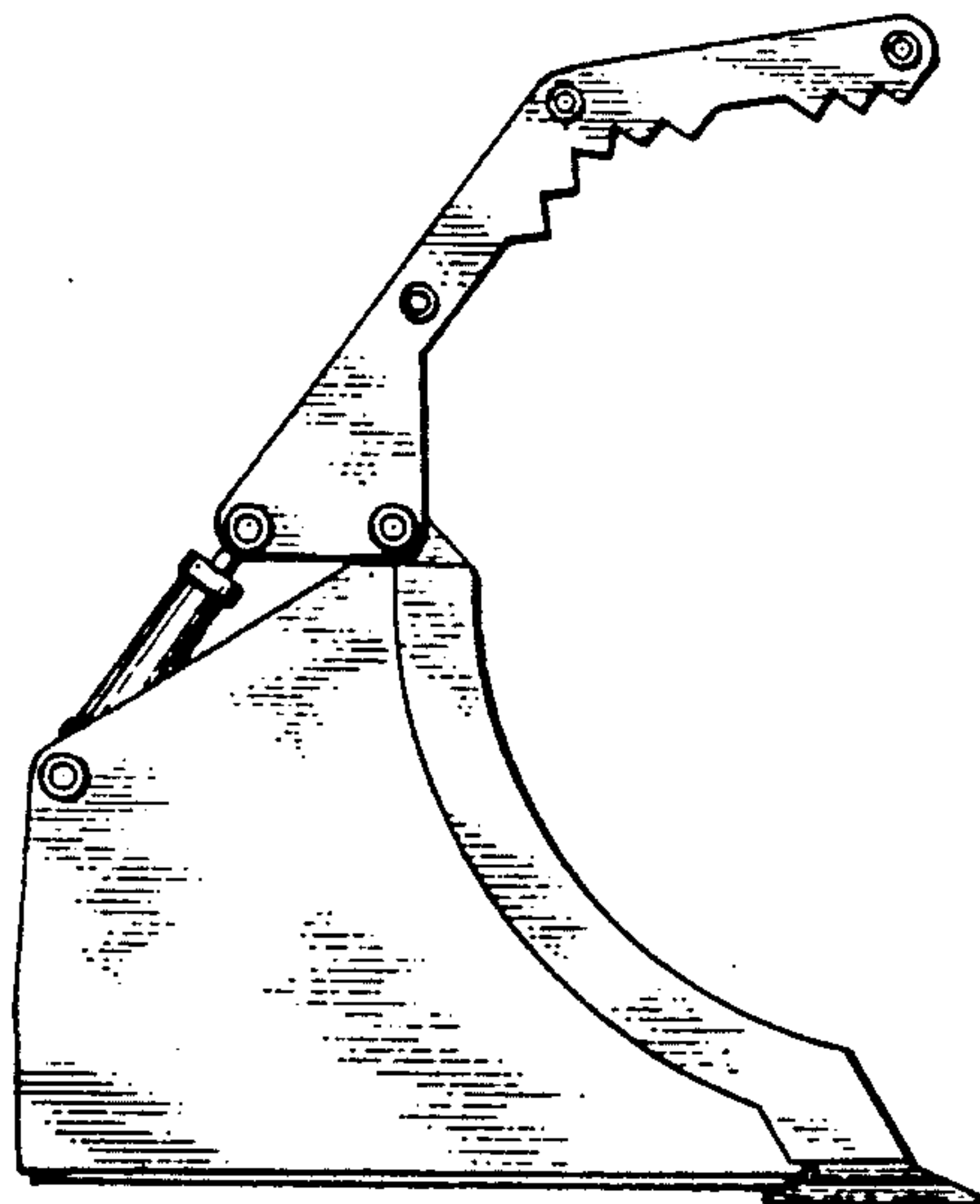


FIG. 5




FIG. 6

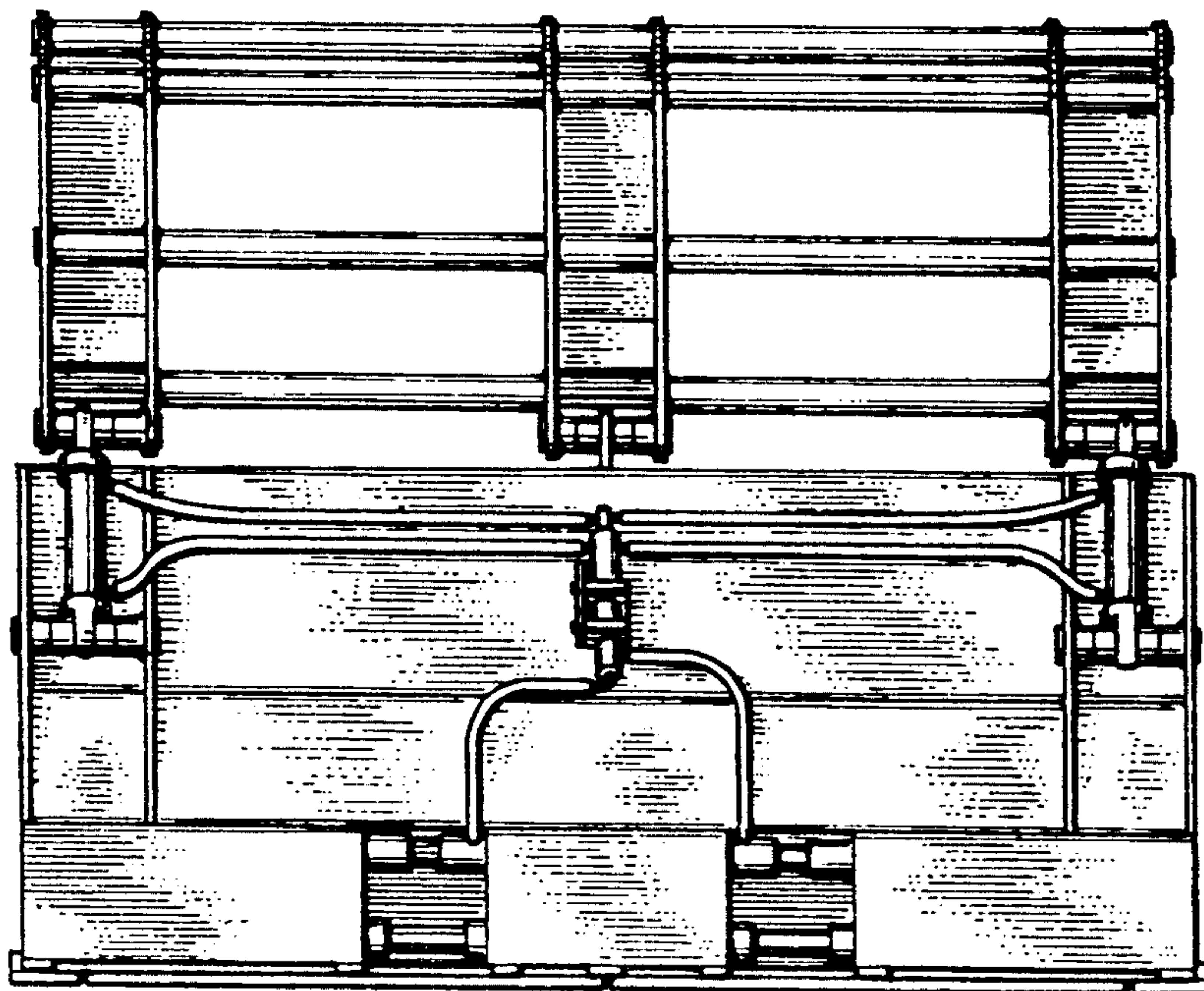


FIG. 7