



US00D332259S

United States Patent [19]

[11] Patent Number: Des. 332,259

Kashiwabara et al.

[45] Date of Patent: ** Jan. 5, 1993

[54] FACSIMILE TRANSCEIVER

[75] Inventors: Masahiko Kashiwabara, Yokohama; Shin-ichi Hiroki, Tokyo, both of Japan

[73] Assignee: Kabushiki Kaisha Toshiba, Kawasaki, Japan

[**] Term: 14 Years

[21] Appl. No.: 791,639

[22] Filed: Nov. 14, 1991

[30] Foreign Application Priority Data

Jun. 10, 1991 [JP] Japan 3-16716

[52] U.S. Cl. D14/118

[58] Field of Search D14/118, 124, 299; D18/36, 37; 358/400, 401

[56] References Cited

U.S. PATENT DOCUMENTS

- D. 304,578 11/1989 Saegusa et al. D14/118
- D. 304,579 11/1989 Fujiyama et al. D14/118
- D. 313,990 1/1991 Hiroki D14/118
- D. 314,956 2/1991 Tsukada D14/118
- D. 315,150 3/1991 Nagata et al. D14/118
- D. 315,345 3/1991 Hara et al. D14/118
- D. 323,494 1/1992 Kashiwabara et al. D14/118

FOREIGN PATENT DOCUMENTS

148720 12/1990 China .

OTHER PUBLICATIONS

HFD, Jul. 17, 1989, p. 97, top right—Tote Vision Model HF-300 facsimile.

Canon Catalog of Canofax 245.

Canofax 245 in "Dempa Shimbun" published Sep. 2, 1990.

Ricoh Refax KX2 in "Dempa Shimbun" published Oct. 9, 1990.

Ricoh Catalog of Refax KX2.

NTT Catalog of NTTFAX-22R.

Mitsubishi MELFAS 710 in "Dempa Shimbun" published Feb. 27, 1991.

Primary Examiner—Theodore M. Shooman

Attorney, Agent, or Firm—Oblon, Spivak, McClelland, Maier & Neustadt

[57] CLAIM

The ornamental design for a facsimile transceiver, as shown and described.

DESCRIPTION

FIG. 1 is a top and left side perspective view of a facsimile transceiver showing our new design;

FIG. 2 is a top and left side perspective view thereof with a handset shown inverted;

FIG. 3 is a front elevational view thereof;

FIG. 4 is a left side elevational view thereof;

FIG. 5 is a top plan view thereof;

FIG. 6 is a right side elevational view thereof;

FIG. 7 is a rear elevational view thereof; and,

FIG. 8 is a bottom plan view thereof.

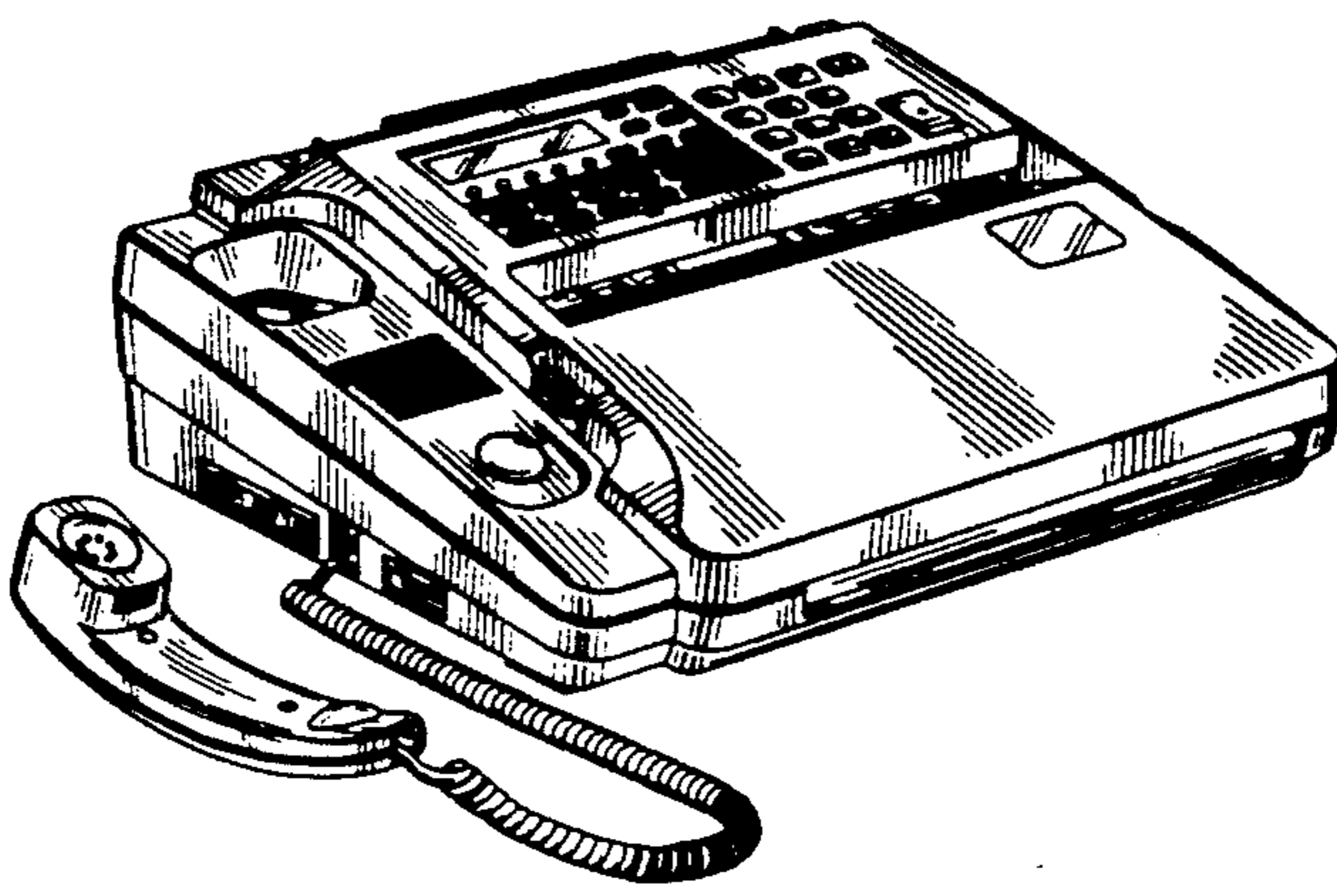



FIG. 1

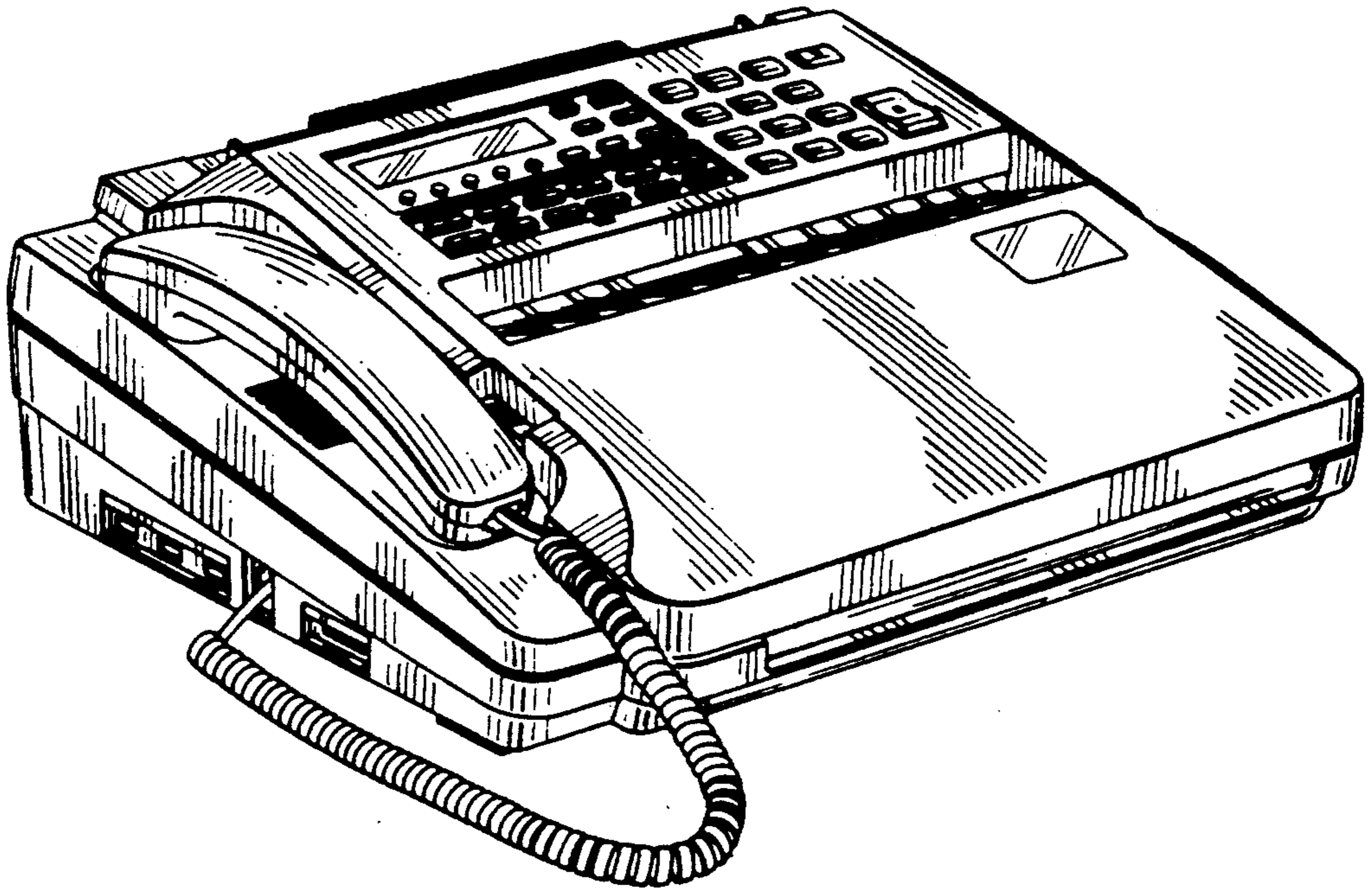


FIG. 2




FIG. 3

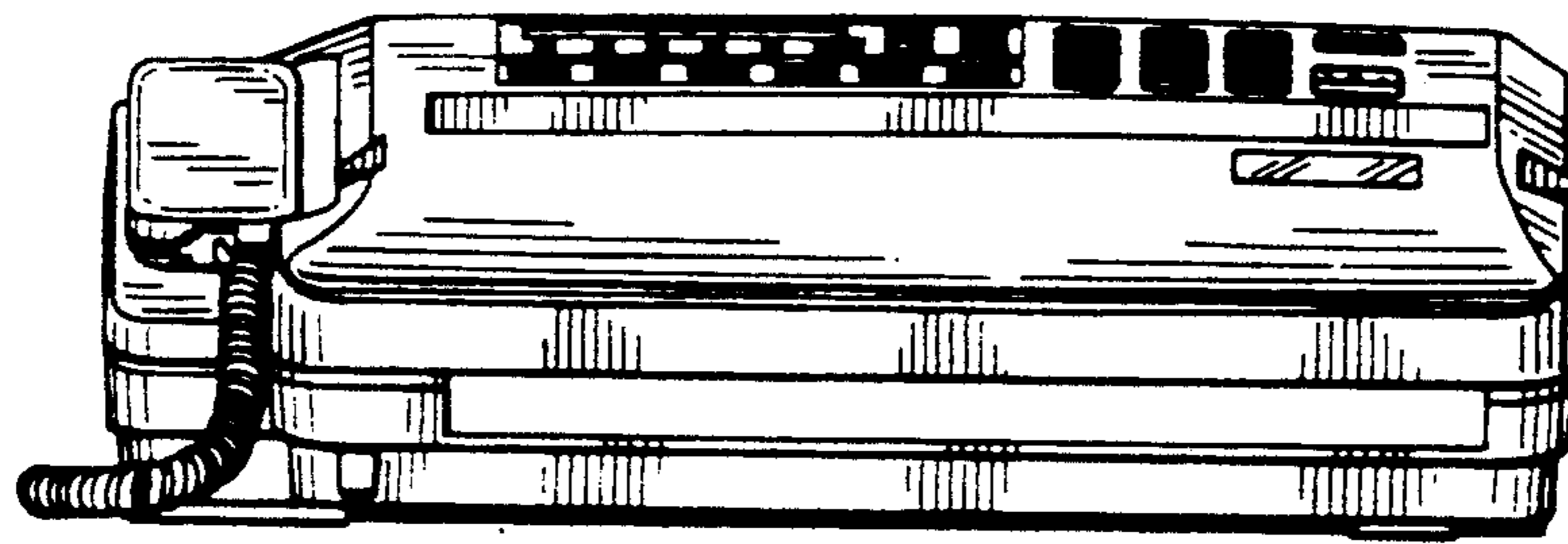


FIG. 4




FIG. 5

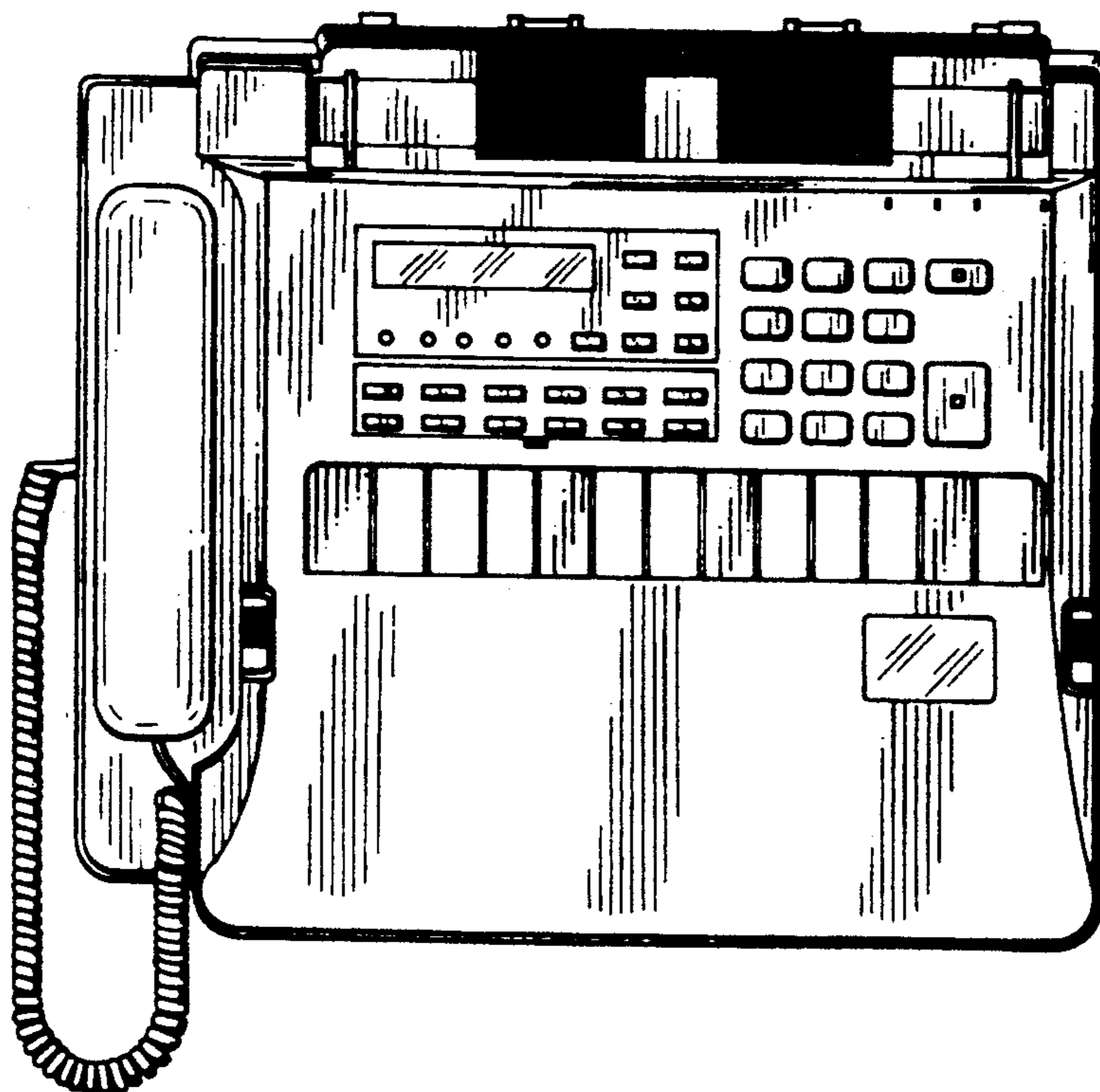


FIG. 6

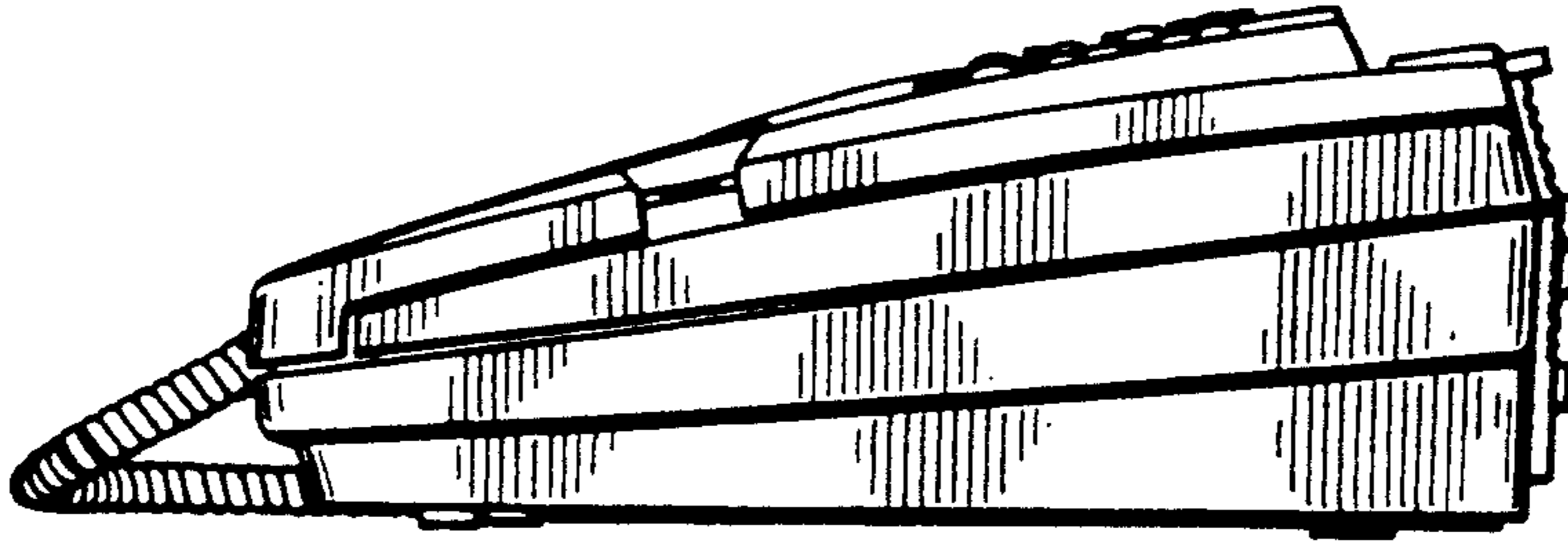


FIG. 7

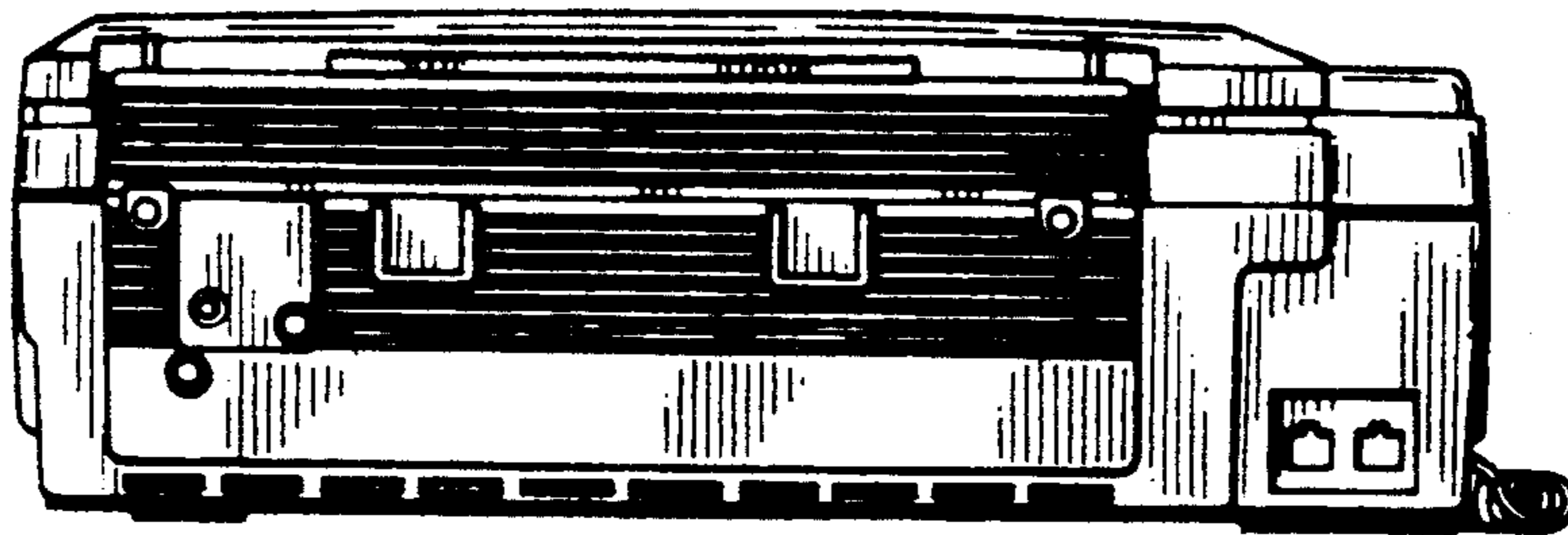


FIG. 8

