



US00D332237S

United States Patent [19]

Jones et al.

[11] Patent Number: **Des. 332,237**

[45] Date of Patent: **** Jan. 5, 1993**

[54] VASE

[76] Inventors: **Robert D. Jones**, 1452 N. Washington, Ardmore, Okla. 73401;
James O. Easley, 1908 Willow Way Cir., Edmond, Okla. 73034

[**] Term: **14 Years**

[21] Appl. No.: **686,573**

[22] Filed: **Apr. 17, 1991**

[52] U.S. Cl. **D11/146; D11/149; D11/158; D19/82; D21/159**

[58] Field of Search **D11/143, 144, 146, 149, D11/158, 160; D21/159, 163; 47/41.01, 41.15, 72; D19/82, 97**

[56] **References Cited**

U.S. PATENT DOCUMENTS

- D. 151,793 11/1948 Sparks et al. D11/160
- D. 163,866 7/1951 Halpert D11/149
- D. 283,691 5/1986 Bell D11/158

- D. 285,227 8/1986 Coyne D21/159
- D. 300,645 4/1989 Bowden D21/159

Primary Examiner—B. J. Bullock
Attorney, Agent, or Firm—Glen M. Burdick

[57] **CLAIM**

The ornamental design for a vase, as shown and described.

DESCRIPTION

FIG. 1 is a front elevational view of a vase showing our new design, a flower being shown in phantom for illustrative purposes only and forming no part of the claimed design;


FIG. 2 is a rear elevational view thereof;

FIG. 3 is a left side elevational view thereof, a flower being shown in phantom for illustrative purposes only and forming no part of the claimed design;

FIG. 4 is a right side elevational view thereof;

FIG. 5 is a top plan view thereof; and,

FIG. 6 is a bottom plan view thereof.






FIG. 1




FIG. 2




FIG. 3




FIG. 4

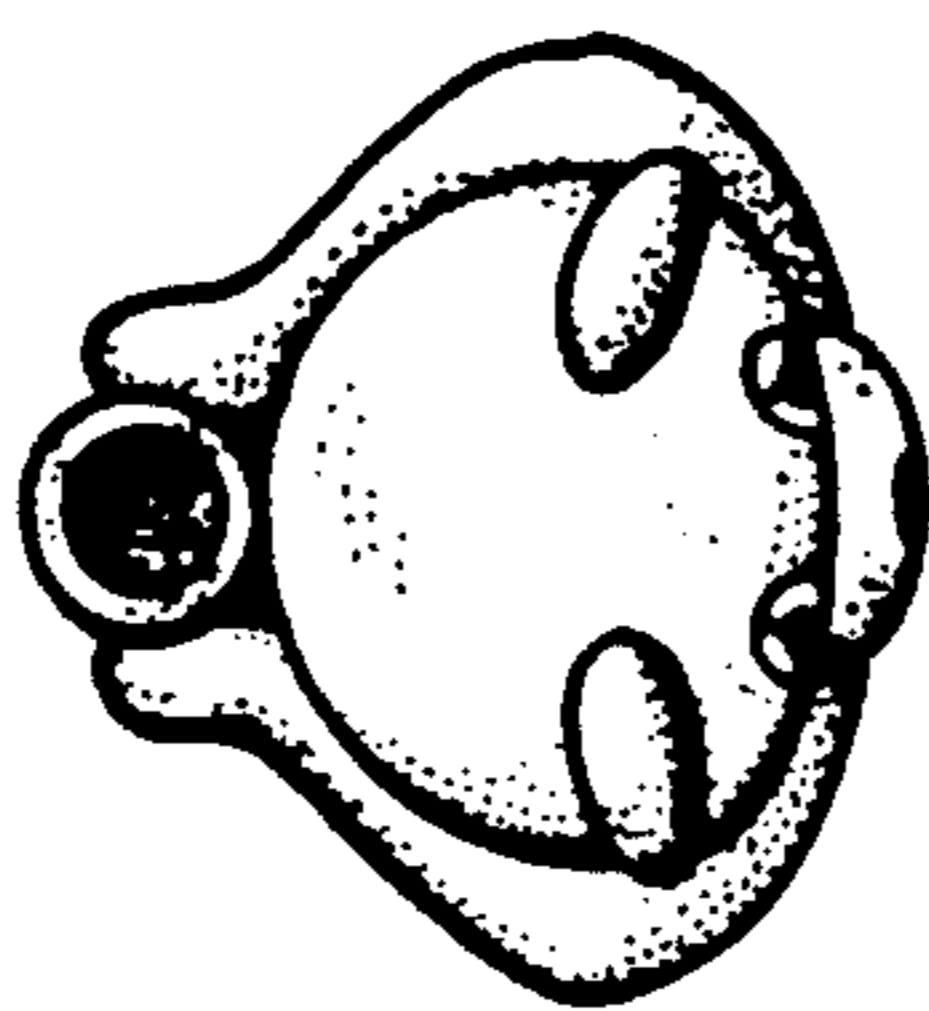


FIG. 5

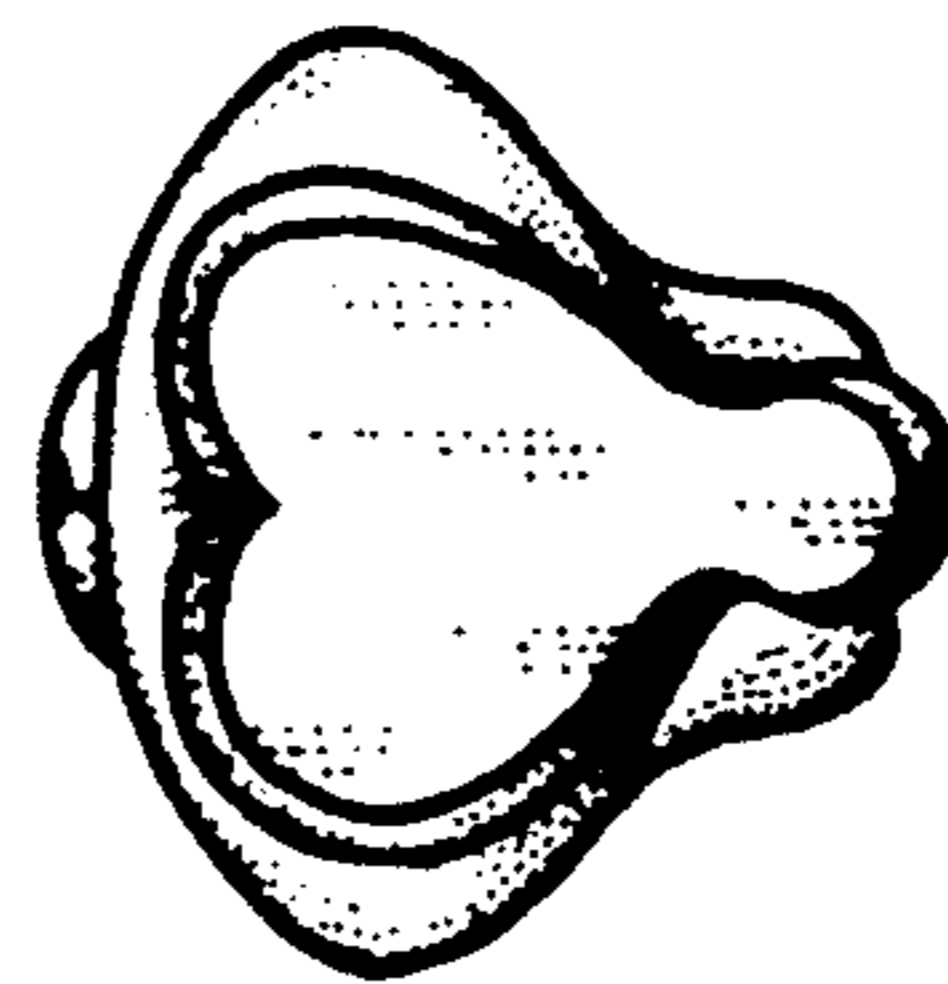


FIG. 6