



US00D332236S

**United States Patent** [19]  
**Jakeway**

[11] **Patent Number: Des. 332,236**  
[45] **Date of Patent: \*\* Jan. 5, 1993**

[54] **FINGER RING**

5,036,682 8/1991 Kennedy ..... 63/15

[76] **Inventor: Wade B. Jakeway, 4811 MacDonald St., Lake Wales, Fla. 33853**

[\*\*] **Term: 14 Years**

[21] **Appl. No.: 744,006**

[22] **Filed: Aug. 12, 1991**

[52] **U.S. Cl. .... D11/65; D11/26; D11/27**

[58] **Field of Search ..... D11/1-5, D11/26-39, 86; 63/1.1, 2, 3, 15, 15.1-15.8, 26-32**

[56] **References Cited**

**U.S. PATENT DOCUMENTS**

53,436	6/1919	Clarke	.....	D11/26
D. 163,067	4/1951	Redmond	.....	D11/26
D. 180,624	7/1957	Souter	.....	D11/26
D. 257,019	9/1980	Barr	.....	D11/35
D. 261,122	10/1981	Barr	.....	D11/34
D. 277,654	2/1985	Texidor	.....	D11/2

**OTHER PUBLICATIONS**

Jeweler's Circular-Keystone Oct. 1984—upper right of p. 48.

*Primary Examiner*—Louis S. Zarfes

*Assistant Examiner*—R. Seifert

*Attorney, Agent, or Firm*—William M. Hobby, III

[57] **CLAIM**

The ornamental design for a finger ring, as shown and described.

**DESCRIPTION**

FIG. 1 is a perspective view of a finger ring showing my new design;

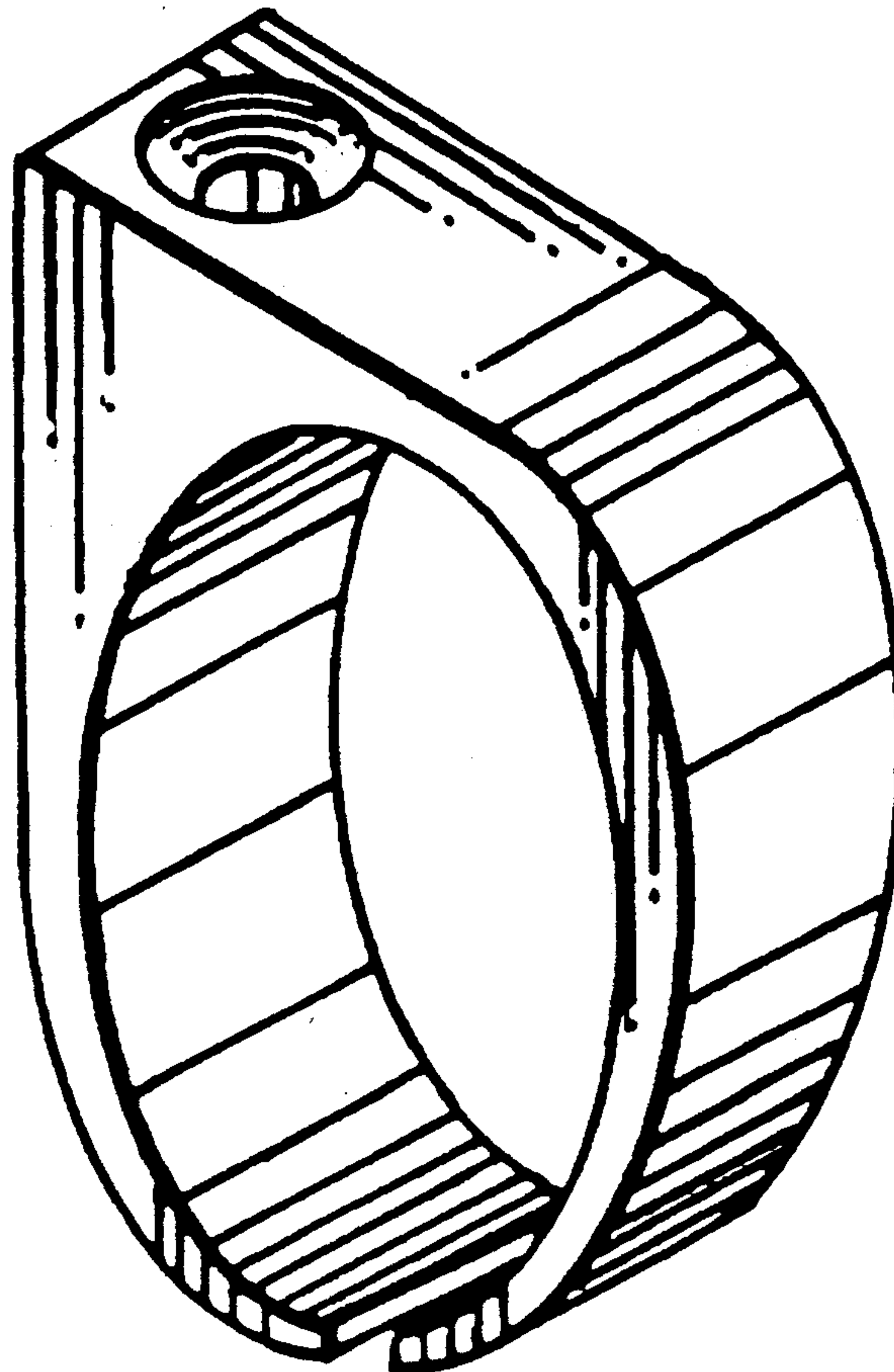
FIG. 2 is an end elevational view;

FIG. 3 is a side elevational view;

FIG. 4 is a top plan view;

FIG. 5 is a side elevational view of the side opposite that shown in FIG. 3; and,

FIG. 6 is a bottom plan view.



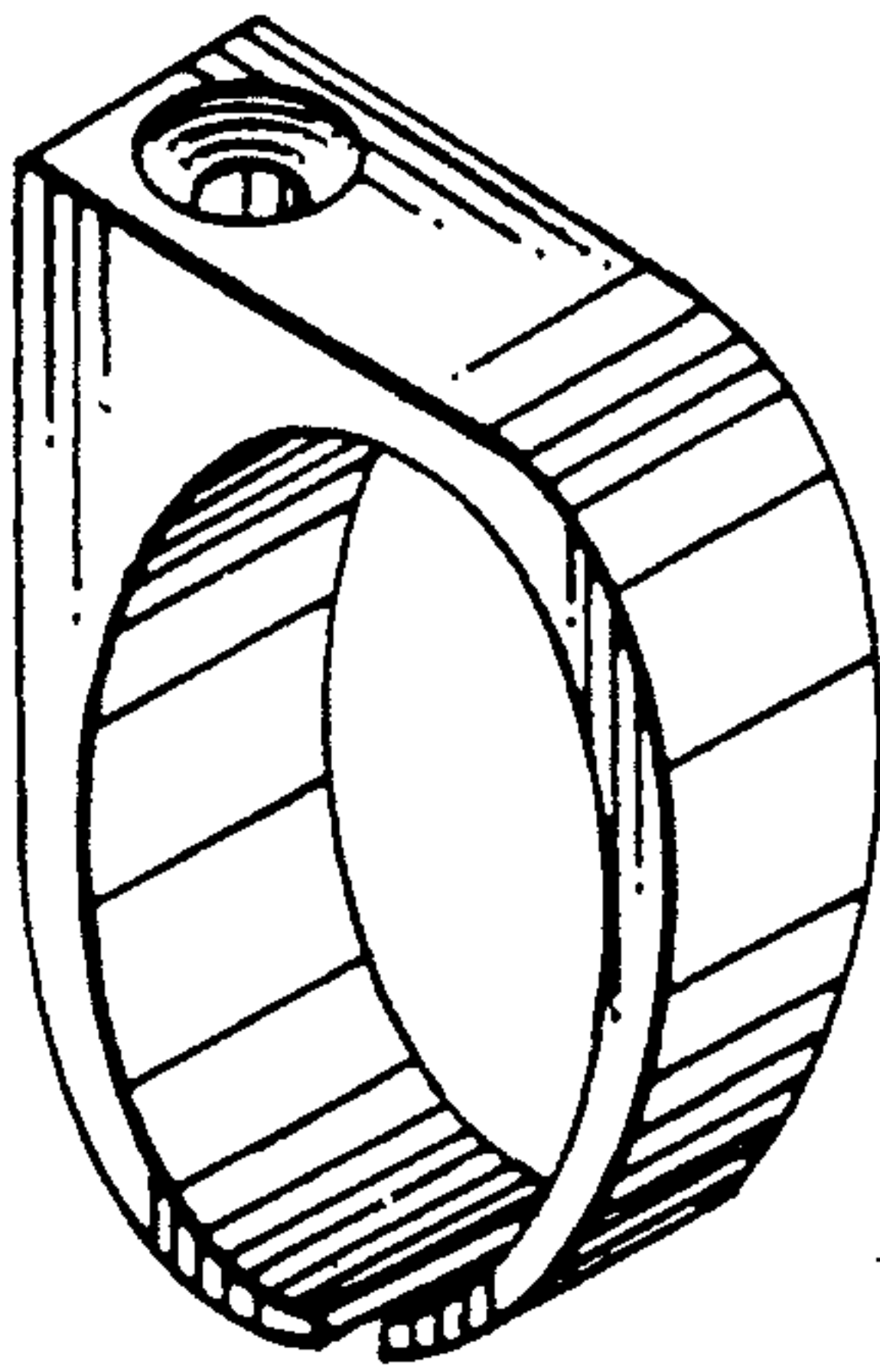


FIG. 1

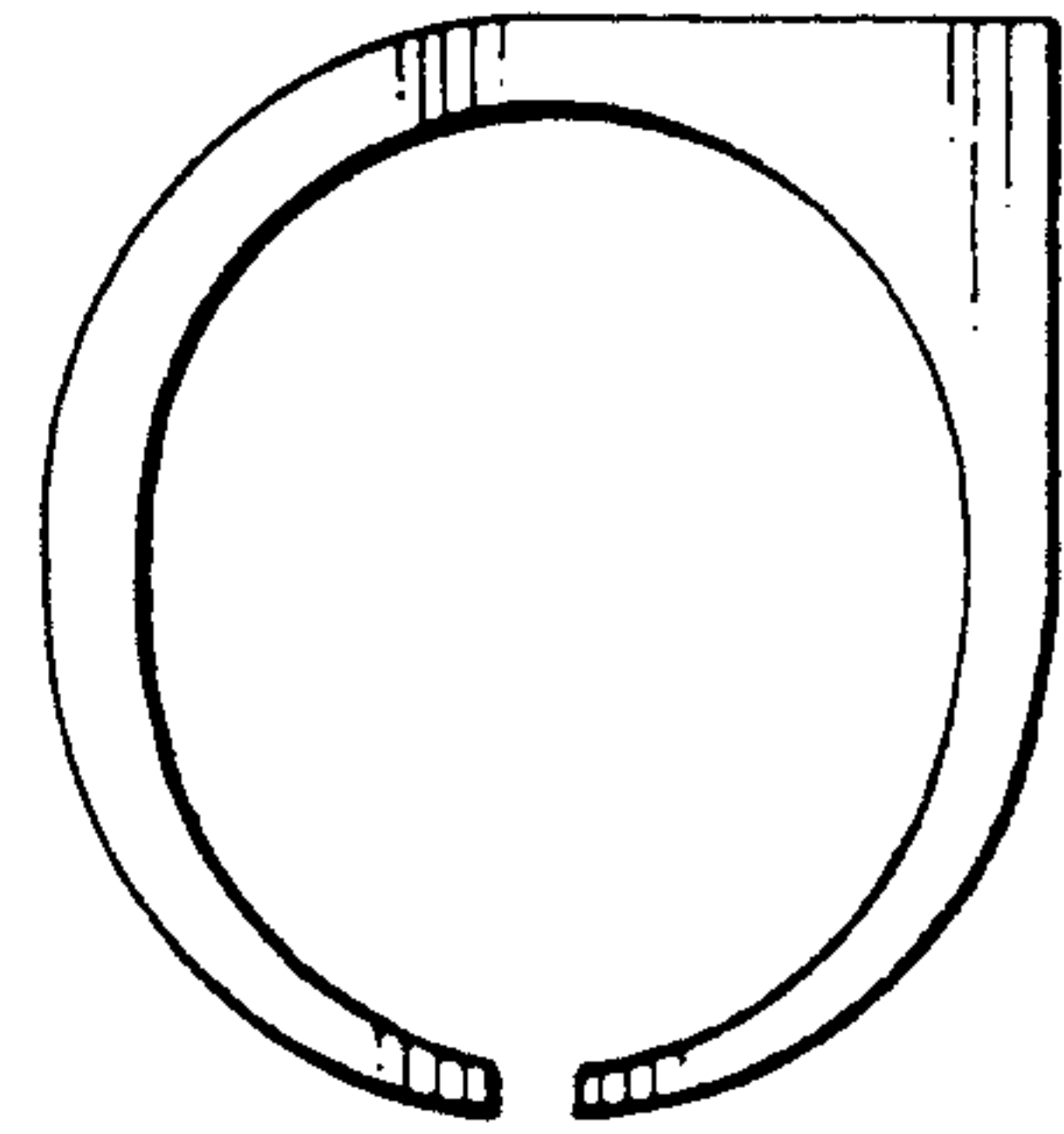


FIG. 2

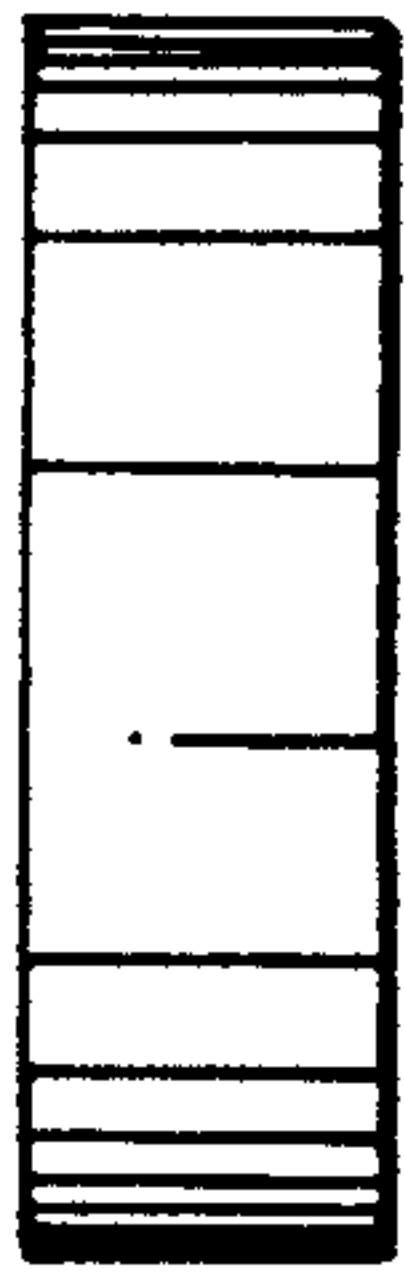


FIG. 3

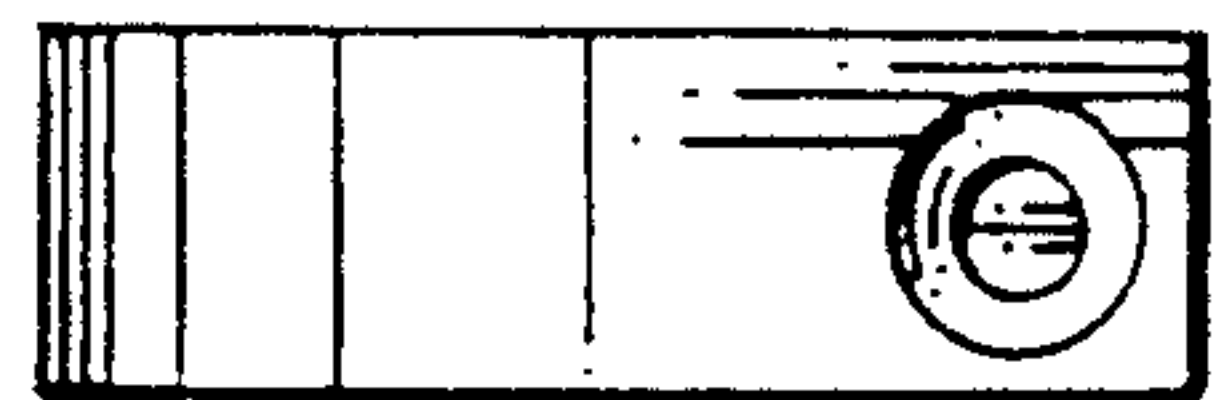


FIG. 4



FIG. 5



FIG. 6