



US00D332234S

United States Patent [19]

Yuen

[11] Patent Number: Des. 332,234

[45] Date of Patent: ** Jan. 5, 1993

[54] AUXILARY BRAKE LIGHT FOR VEHICLES

[75] Inventor: John S.-K. Yuen, Kowloon, Hong Kong

[73] Assignee: John Manufacturing Limited, Kowloon, Hong Kong

[**] Term: 14 Years

[21] Appl. No.: 714,778

[22] Filed: Jun. 12, 1991

[30] Foreign Application Priority Data

Dec. 13, 1990 [GB] United Kingdom 2011696

[52] U.S. Cl. D10/115; D26/28

[58] Field of Search D10/104, 109, 114, 115, D10/113; D26/28, 35, 29, 31, 32; 362/61, 63, 66, 67, 80.1

[56] References Cited

U.S. PATENT DOCUMENTS

D. 87,207 6/1932 Evich D26/35
D. 254,298 2/1980 Sexton et al. D10/114

D. 257,586 12/1980 Heenan et al. D10/113
D. 278,365 4/1985 Cagney D10/114
D. 304,504 11/1989 Chen D26/28
D. 311,962 11/1990 Huebner D26/28
D. 313,661 1/1991 Kang D10/114
D. 316,230 4/1991 Munoz D10/114
D. 320,462 10/1991 Williams et al. D26/28

Primary Examiner—Wallace R. Burke
Assistant Examiner—Marcus Jackson
Attorney, Agent, or Firm—Fay, Sharpe, Beall, Fagan, Minnich & McKee

[57] CLAIM

The ornamental design for auxiliary brake light for vehicles, as shown and described.

DESCRIPTION

FIG. 1 is a top plan view of a auxiliary brake light for vehicles showing my new design;
FIG. 2 is a front elevational view thereof;
FIG. 3 is a rear elevational view thereof;
FIG. 4 is a right side elevational view, the left side being a mirror image thereof; and
FIG. 5 is a bottom plan view thereof.

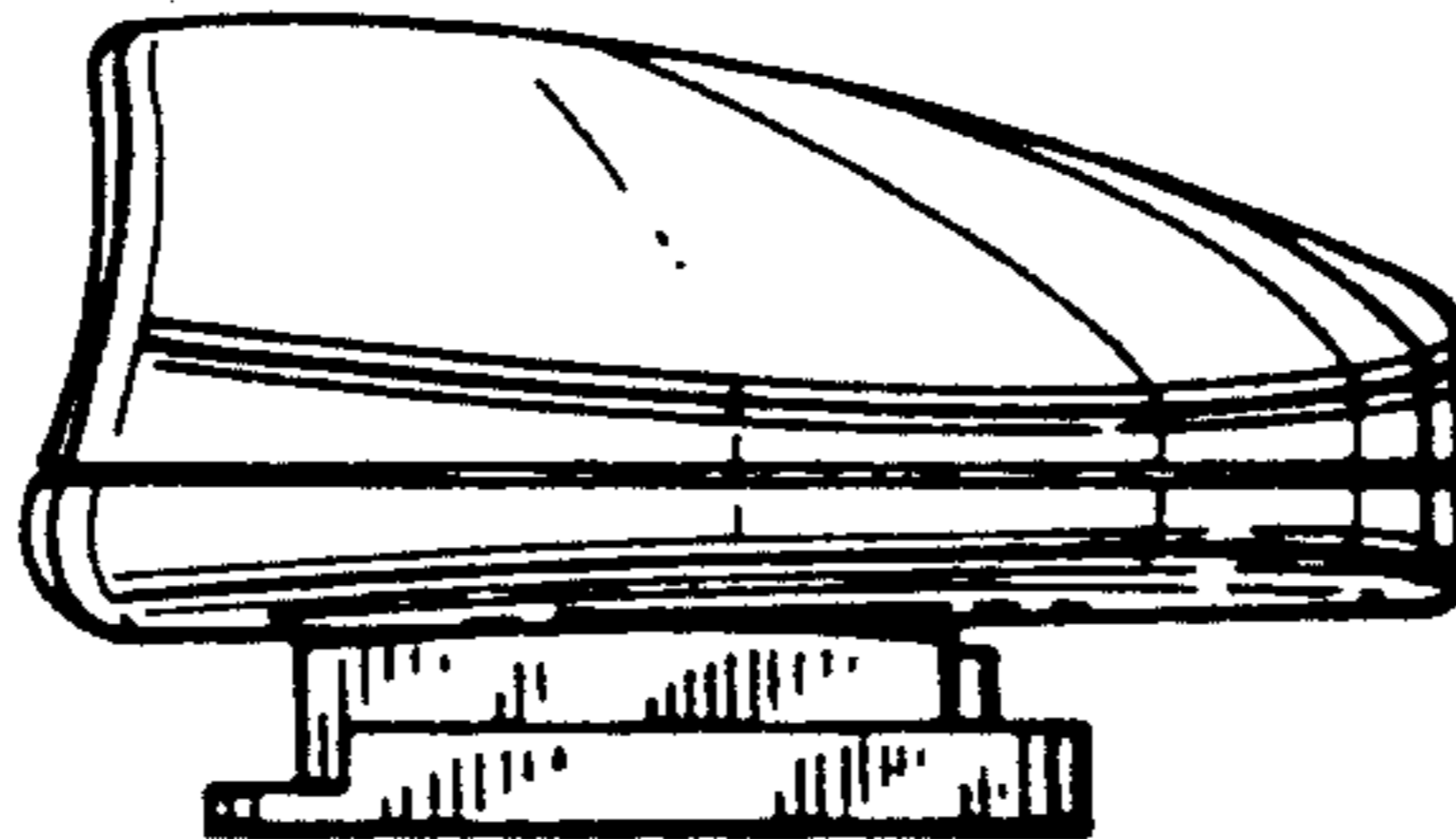
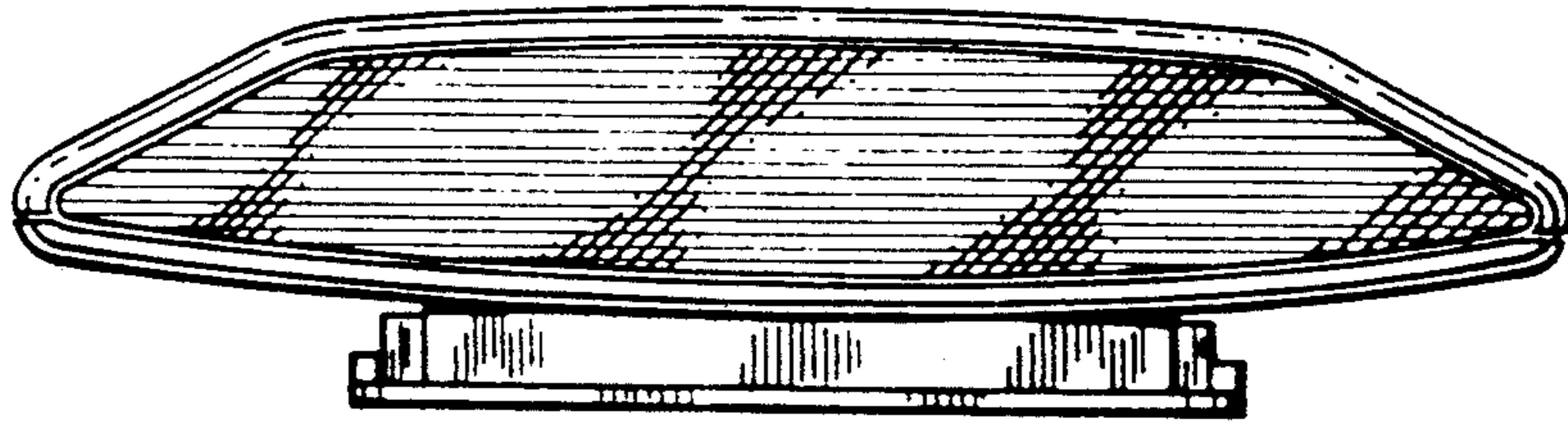


FIG. 1




FIG. 2

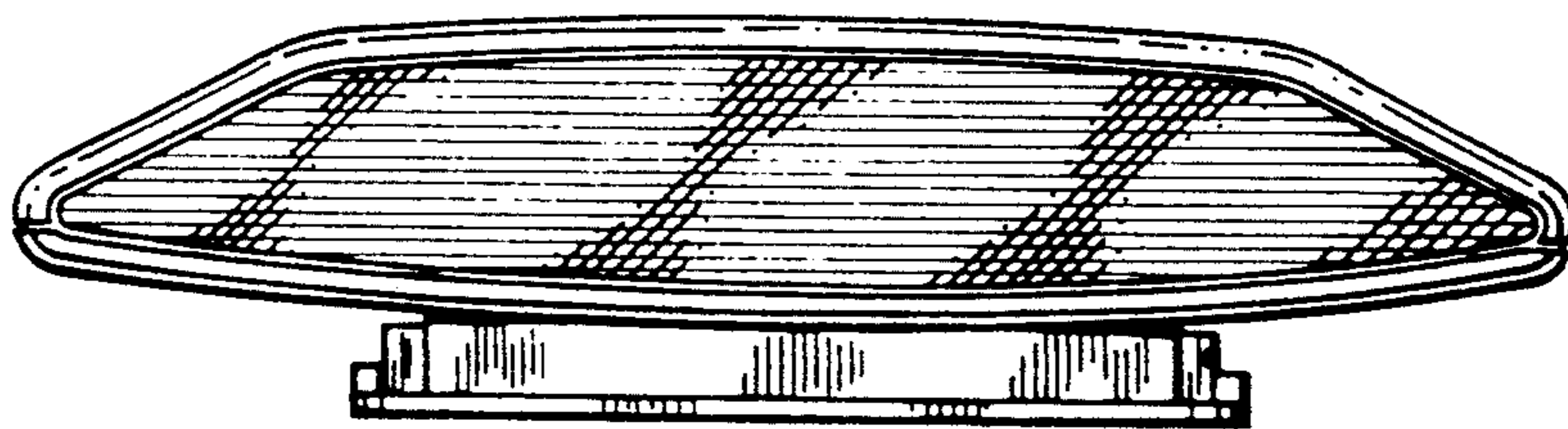


FIG. 3



FIG. 4

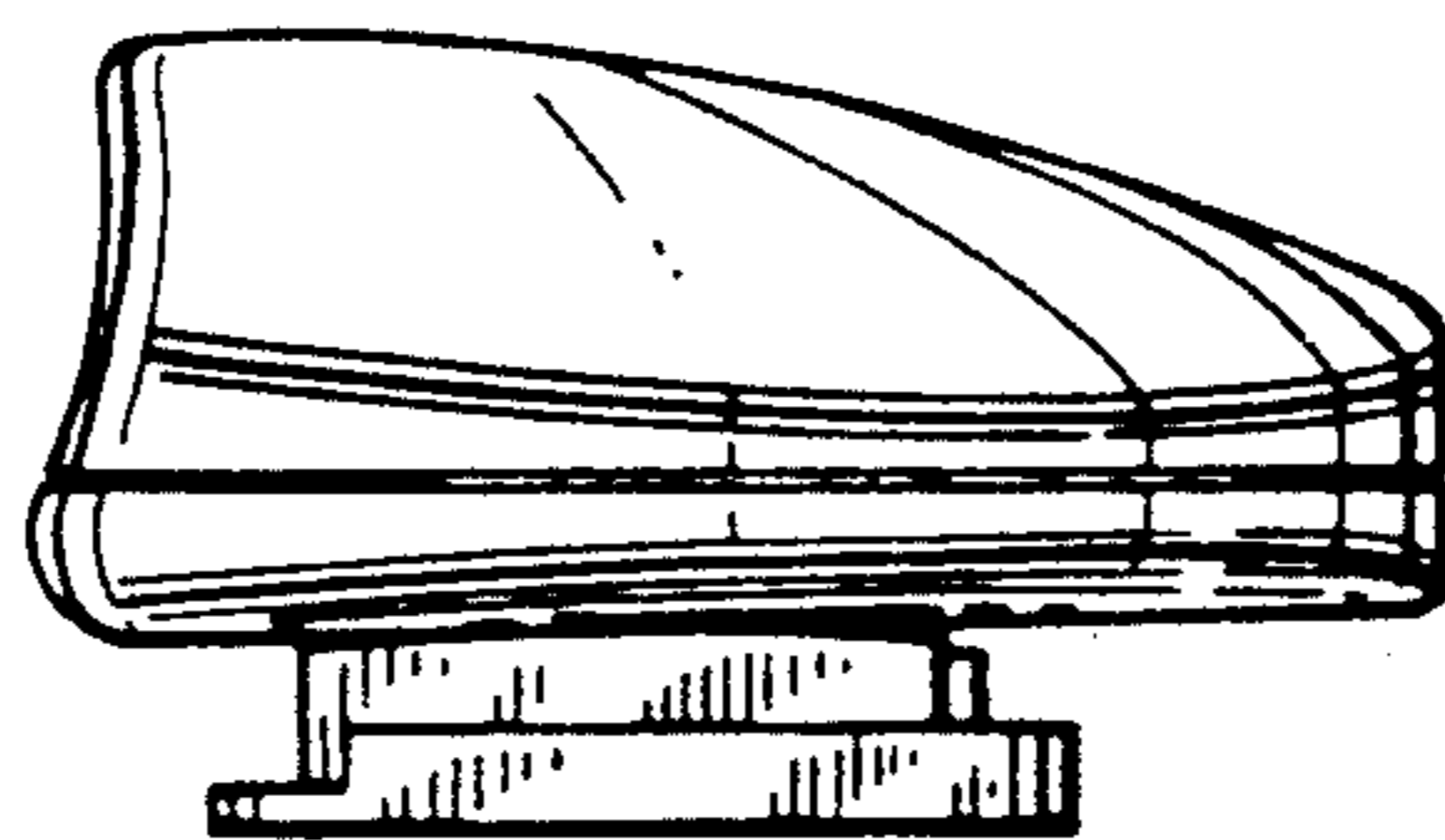


FIG. 5

