



US00D332228S

United States Patent [19]

Badcock

[11] Patent Number: **Des. 332,228**

[45] Date of Patent: **** Jan. 5, 1993**

[54] CRANE HOOK LOAD WEIGHING SCALE

[56]

References Cited

U.S. PATENT DOCUMENTS

[76] Inventor: **Francis D. M. Badcock**, Clovelly Road, Southbourne, Emsworth, Hampshire P010 8PE, England

D. 215,069	8/1969	Chriss	D10/94
D. 255,664	7/1980	Wahl	D10/89
4,162,628	7/1979	Oetjen et al.	73/862.66
4,589,291	5/1986	Sander	73/862.65
4,815,547	3/1989	Dillon et al.	177/211 X

[**] Term: **14 Years**

Primary Examiner—Nelson C. Holtje
Assistant Examiner—Antoine D. Davis
Attorney, Agent, or Firm—Howard L. Rose

[21] Appl. No.: **738,743**

[57] CLAIM

[22] Filed: **Aug. 1, 1991**


The ornamental design for a crane hook load weighing scale, as shown and described.

[30] Foreign Application Priority Data

DESCRIPTION

Apr. 5, 1991 [GB] United Kingdom 2013964
 [52] U.S. Cl. **D10/87; D10/83**
 [58] Field of Search D10/83, 87, 88, 94;
 73/862, 862.56, 862.65, 862.66; 177/145, 211,
 238, 239, 240, 241, 242, 243

FIG. 1 is a bottom, front and right side perspective view of a crane hook load weighing scale showing my new design;
 FIG. 2 is a bottom, rear and left side perspective view;
 FIG. 3 is a right side elevational view; and,
 FIG. 4 is a top plan view thereof.



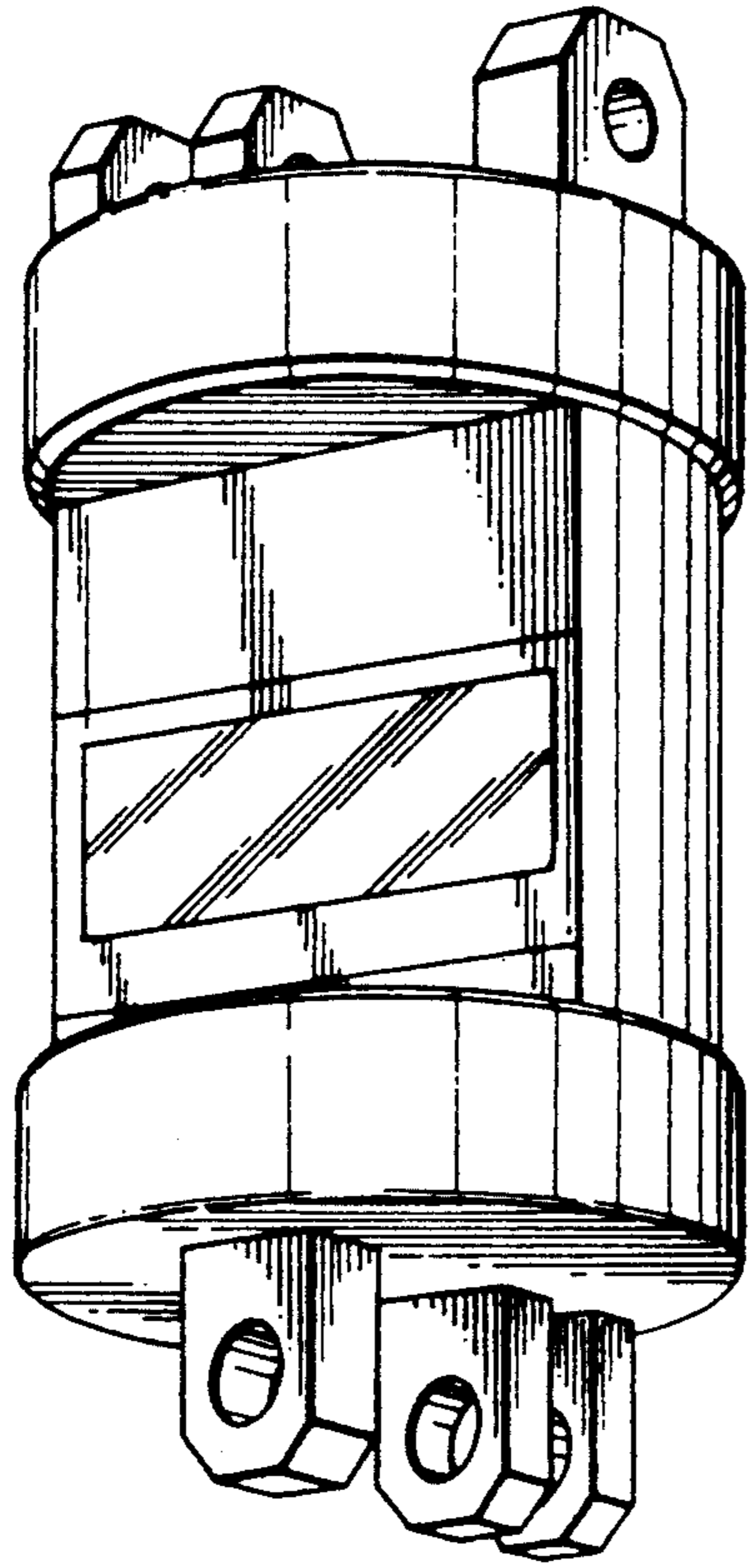


Fig. 1.

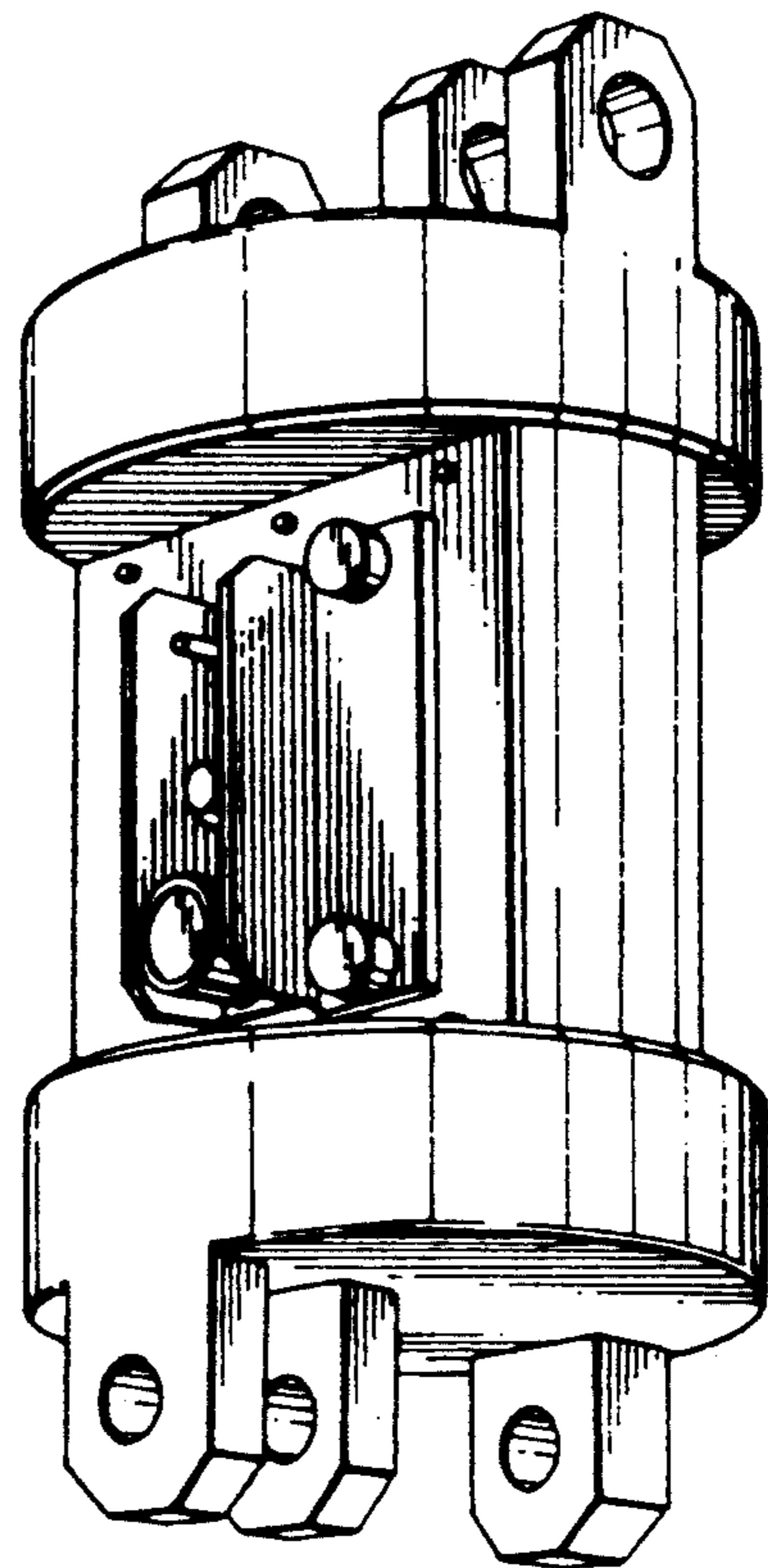


Fig. 2.

Fig. 3.

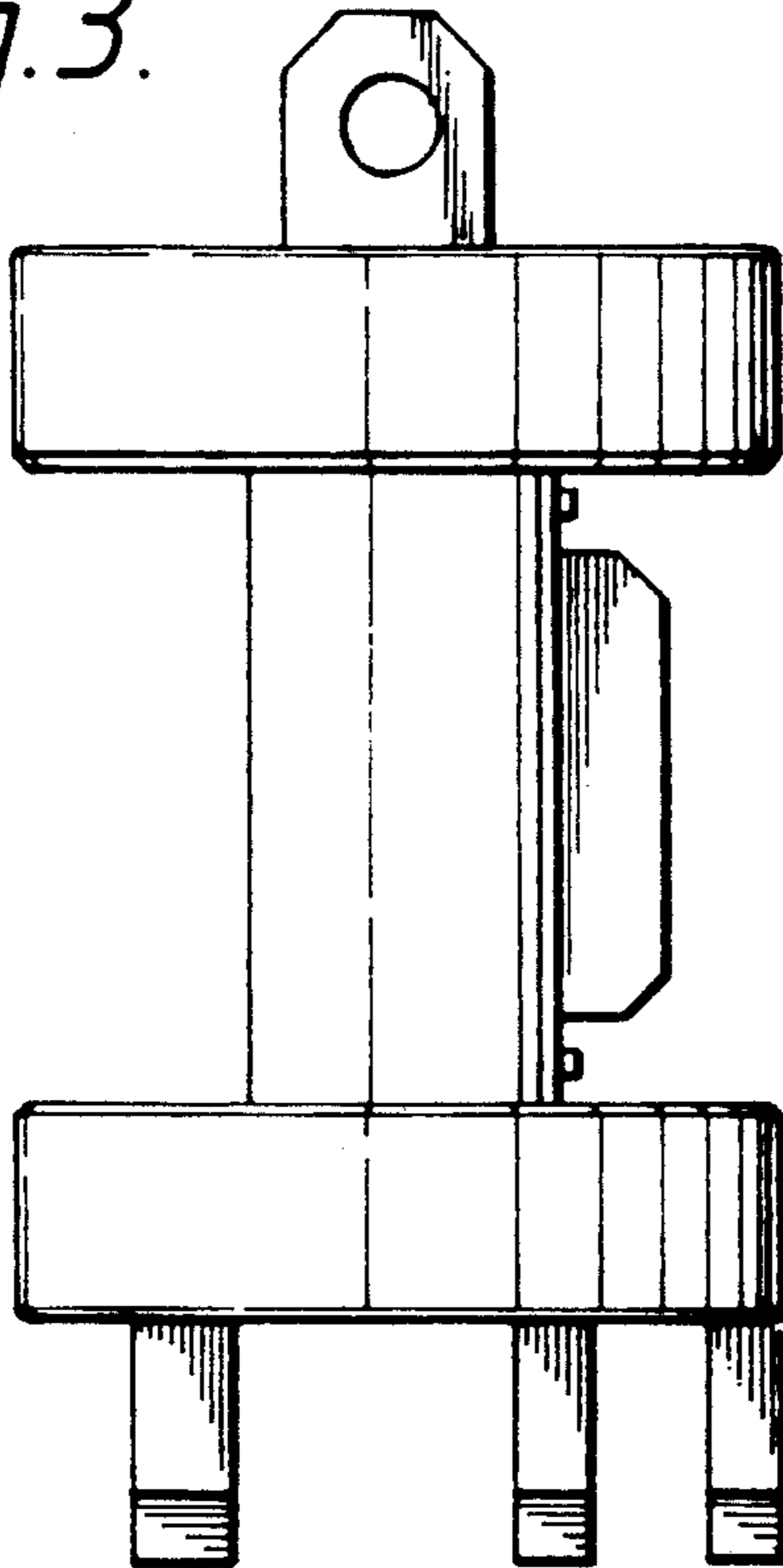


Fig. 4.

