



US00D332226S

United States Patent [19]

[11] Patent Number: **Des. 332,226**

Hutchins et al.

[45] Date of Patent: **** Jan. 5, 1993**

[54] **LIGHTED TORPEDO LEVEL**

[75] Inventors: **Walter J. Hutchins**, West Hartford;
Robert E. Gautsch, Hamden, both of
Conn.; **John H. Wilcox**, Shaftsbury,
Vt.

[73] Assignee: **Stanley Tools, a Division of The
Stanley Works**, New Britain, Conn.

[**] Term: **14 Years**

[21] Appl. No.: **813,299**

[22] Filed: **Dec. 18, 1991**

[52] U.S. Cl. **D10/69**

[58] Field of Search **D10/60, 62, 69; 33/348,
33/348.2, 365-390**

[56] **References Cited**

U.S. PATENT DOCUMENTS

D. 168,401	12/1952	Harris	D10/69
D. 224,663	8/1972	de Jong	D10/69
D. 236,959	9/1975	Wright	D10/69
D. 280,185	8/1985	Wright	D10/69
D. 301,553	6/1989	Makofsky et al.	D10/69
1,061,638	5/1913	Scott et al.	33/385
2,541,880	2/1951	McMillan et al.	33/347 X
2,634,509	4/1953	Roberts	D10/69 X
2,789,363	4/1957	Miley	33/347

2,813,349	11/1957	Harris	33/379 X
2,944,144	7/1960	Naylor	D10/69 X
3,166,855	1/1965	Erritt	33/211
3,180,035	4/1965	Olexson et al.	33/347
4,407,075	10/1983	MacDermott et al.	D10/69 X
4,506,450	3/1985	Fleming et al.	D10/69 X
4,829,676	5/1989	Waldron	D10/69 X
4,876,798	10/1989	Zimmerman	D10/69 X
5,103,569	4/1992	Heatherwood	33/343 X

OTHER PUBLICATIONS

Stanley Tools Full Line Catalog, 1989, Layout Tools, p. 91.

Primary Examiner—Alan P. Douglas

Assistant Examiner—Antoine D. Davis

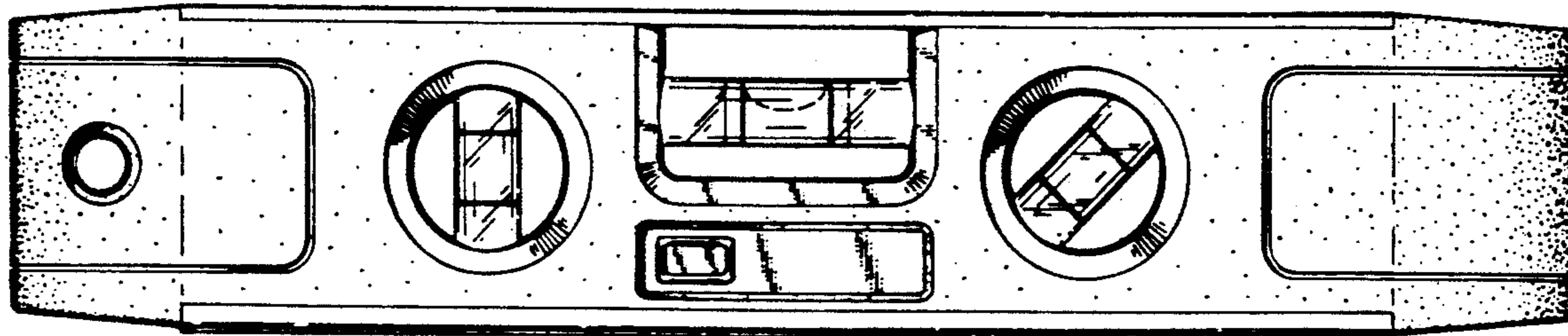
Attorney, Agent, or Firm—Chilton, Alix & Van Kirk

[57] **CLAIM**

The ornamental design of a lighted torpedo level, as shown and described.

DESCRIPTION

FIG. 1 is a top plan view of a lighted torpedo level showing our new design;
FIG. 2 is a front elevational view;
FIG. 3 is a bottom plan view;
FIG. 4 is a rear elevational view;
FIG. 5 is a left side elevational view; and,
FIG. 6 is a right side elevational view thereof.






FIG. 1

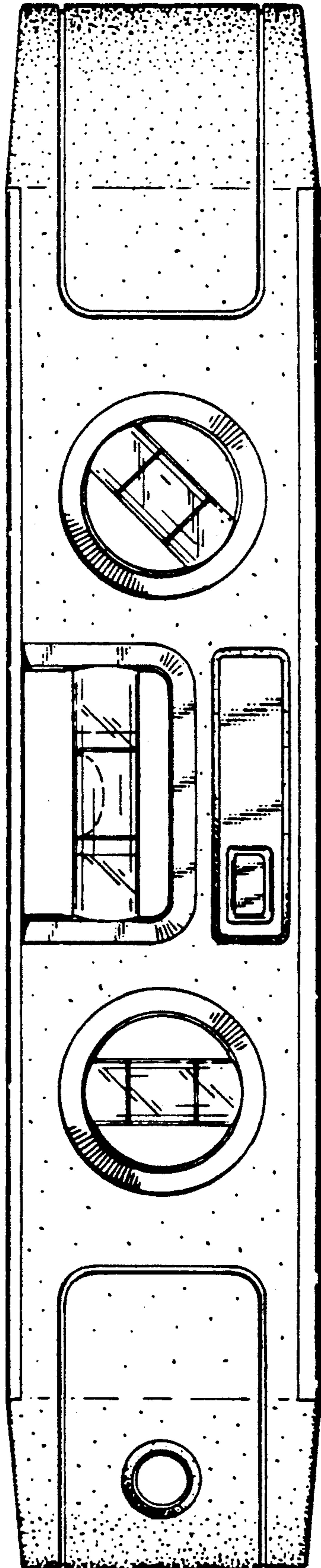


FIG. 2



FIG. 3

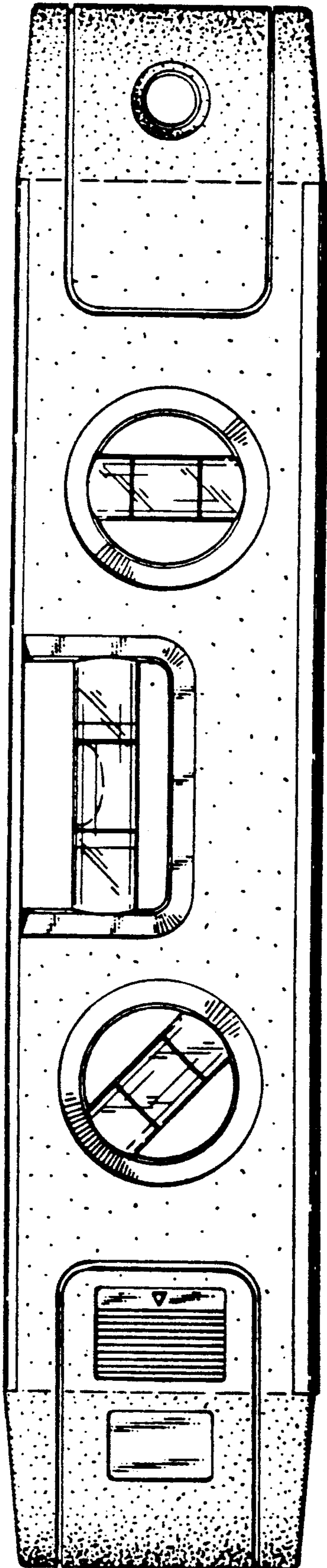


FIG. 4

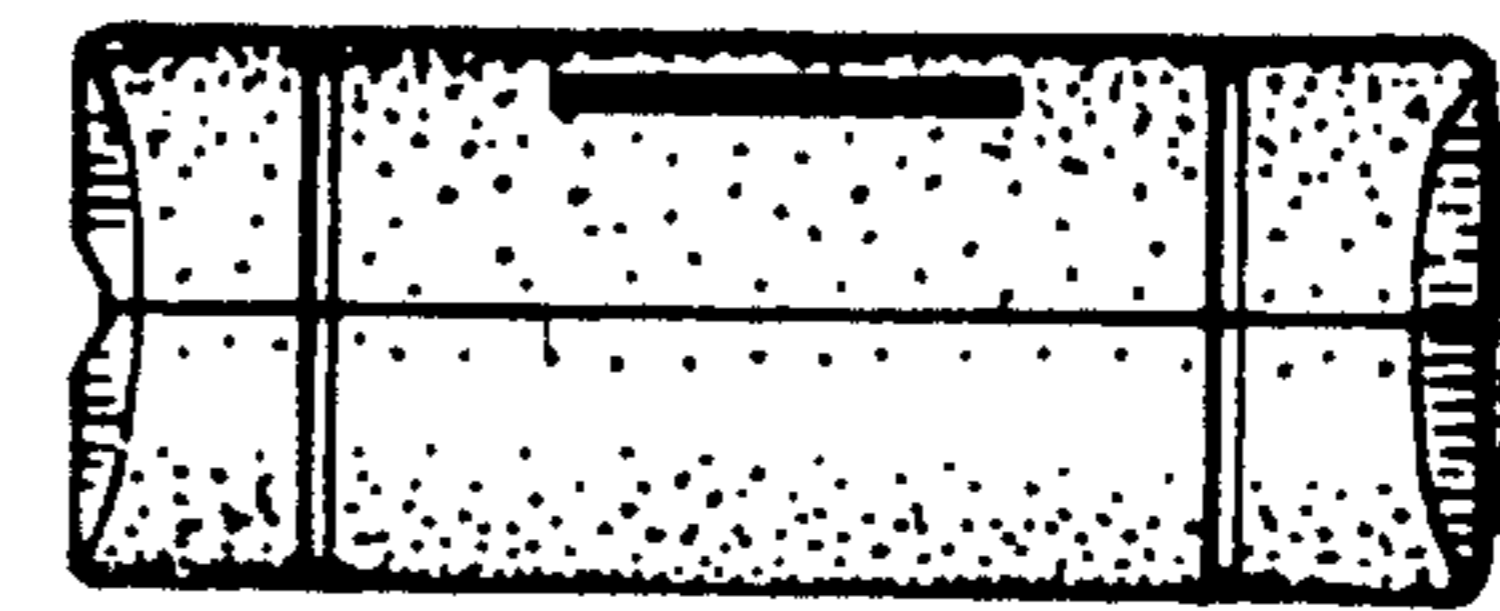


FIG. 6

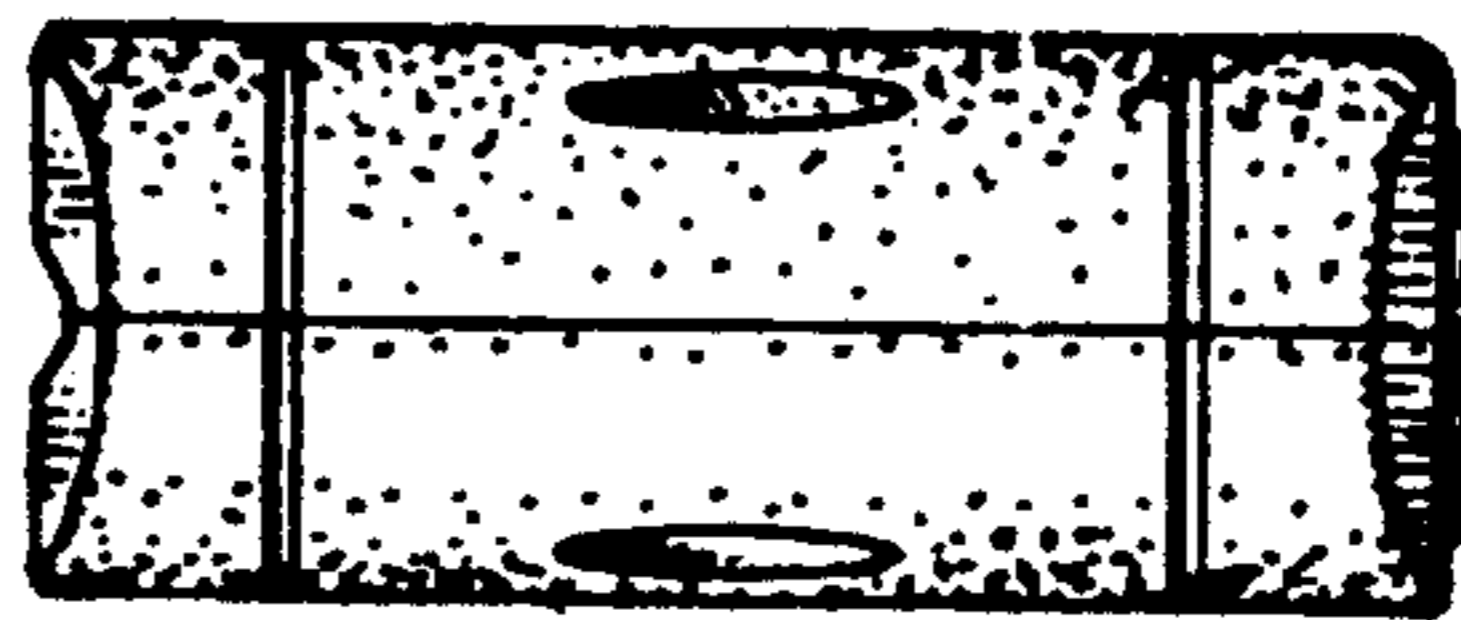


FIG. 5