



US00D332196S

United States Patent [19]

[11] Patent Number: **Des. 332,196**

Hines

[45] Date of Patent: **** Jan. 5, 1993**

- [54] **COMBINED ROLL TOWEL DISPENSER AND WASTE RECEPTACLE**
- [75] Inventor: **David M. Hines**, Santa Ana, Calif.
- [73] Assignee: **Bobrick Washroom Equipment, Inc.**, North Hollywood, Calif.
- [**] Term: **14 Years**
- [21] Appl. No.: **795,081**
- [22] Filed: **Nov. 19, 1991**
- [52] U.S. Cl. **D6/519; D6/518; D6/522; D34/1**
- [58] Field of Search **D6/518, 522-523; D34/1, 11; 4/630, 638; 211/16, 71, 86-88; 220/476-477; 221/33, 45, 282-286; 248/905, 907; 312/37-38, 242, 42**

- 3,226,171 12/1965 Fitzgerald, Jr. et al. 312/42
- 4,076,350 2/1978 Crist 312/242
- 4,408,811 10/1983 Richardson et al. 312/37
- 4,558,472 12/1985 Fromme et al. 4/252.3

OTHER PUBLICATIONS

Bobrick Toilet and Bath Accessories Catalog, Jan., 1991, pp. 16, 19.
 American Specialties, Inc. Brochure, Quality Washroom Accessories, Series 9000, 4 pages.
 Bradley Sheet No. 18.

Primary Examiner—Brian N. Vinson
Attorney, Agent, or Firm—Harris, Kern, Wallen & Tinsley

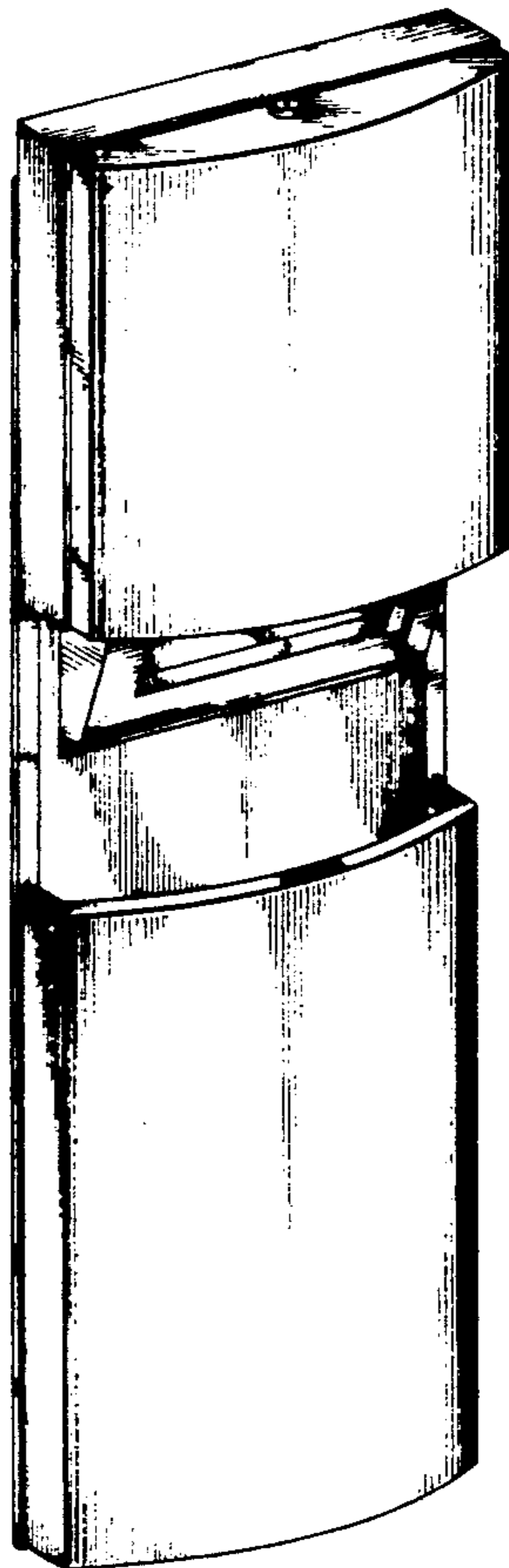
CLAIM

[57] The ornamental design for a combined roll towel dispenser and waste receptacle, as shown and described.

DESCRIPTION

FIG. 1 is a top, front, and left side perspective view of a combined roll towel dispenser and waste receptacle showing my new design;
 FIG. 2 is a front elevational view thereof;
 FIG. 3 is a right side elevational view thereof, the left side being a mirror image of that shown;
 FIG. 4 is a rear elevational view thereof;
 FIG. 5 is a top plan view thereof; and
 FIG. 6 is a bottom plan view thereof.

- [56] **References Cited**
- U.S. PATENT DOCUMENTS**
- D. 200,206 2/1965 Arkwright .
- D. 228,059 8/1973 Wooffer D34/1
- D. 283,573 4/1986 Bernard D6/519
- D. 285,887 9/1986 Palka D6/559
- D. 293,746 1/1988 Sayward D6/448
- D. 316,788 5/1991 Fischer et al. D6/522
- 1,686,831 10/1928 Matchette .
- 1,800,826 4/1931 Feltault .
- 2,645,100 7/1953 Bascom .
- 3,147,051 9/1964 Burr et al. 312/37



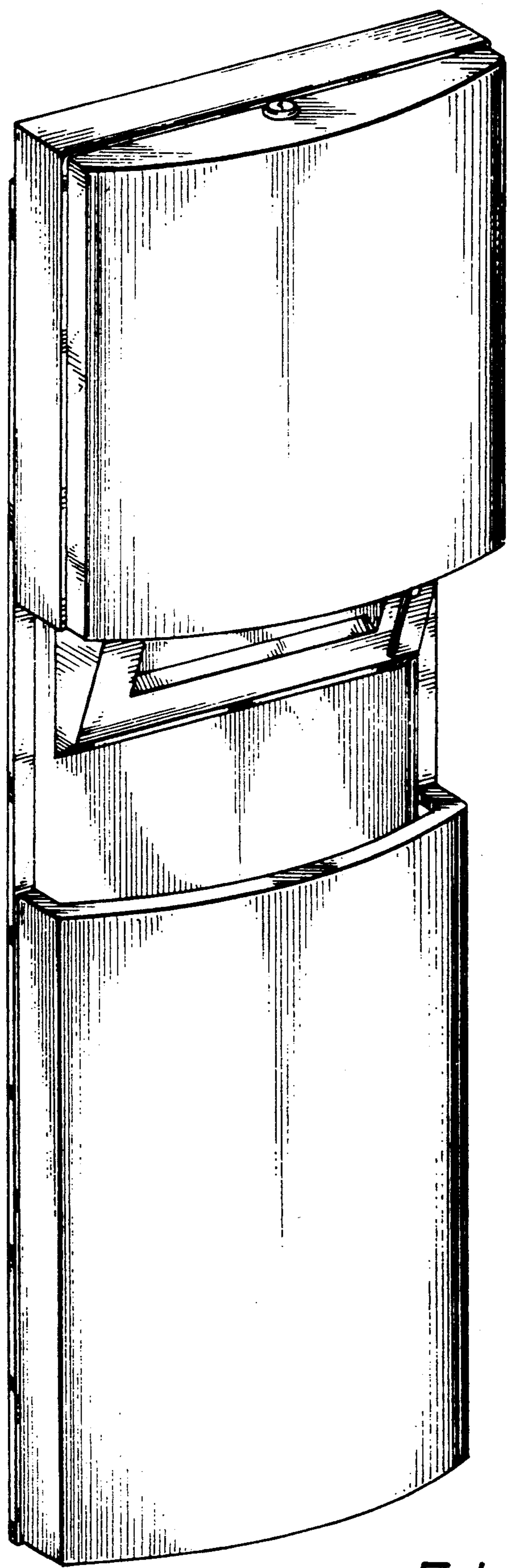


FIG. 1

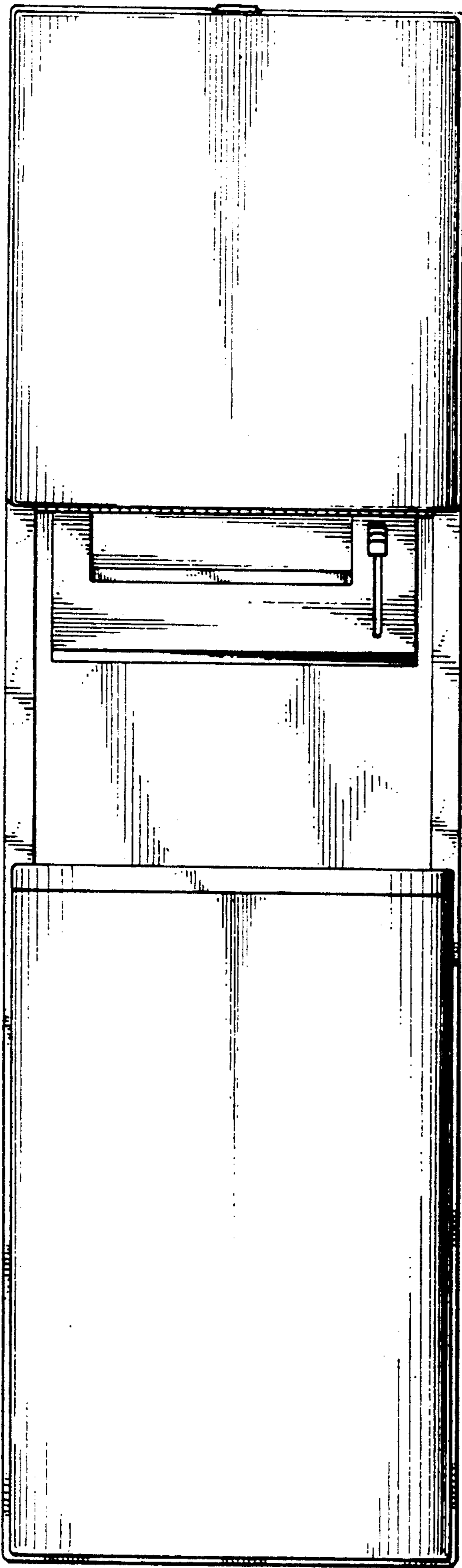


FIG. 2




FIG. 3

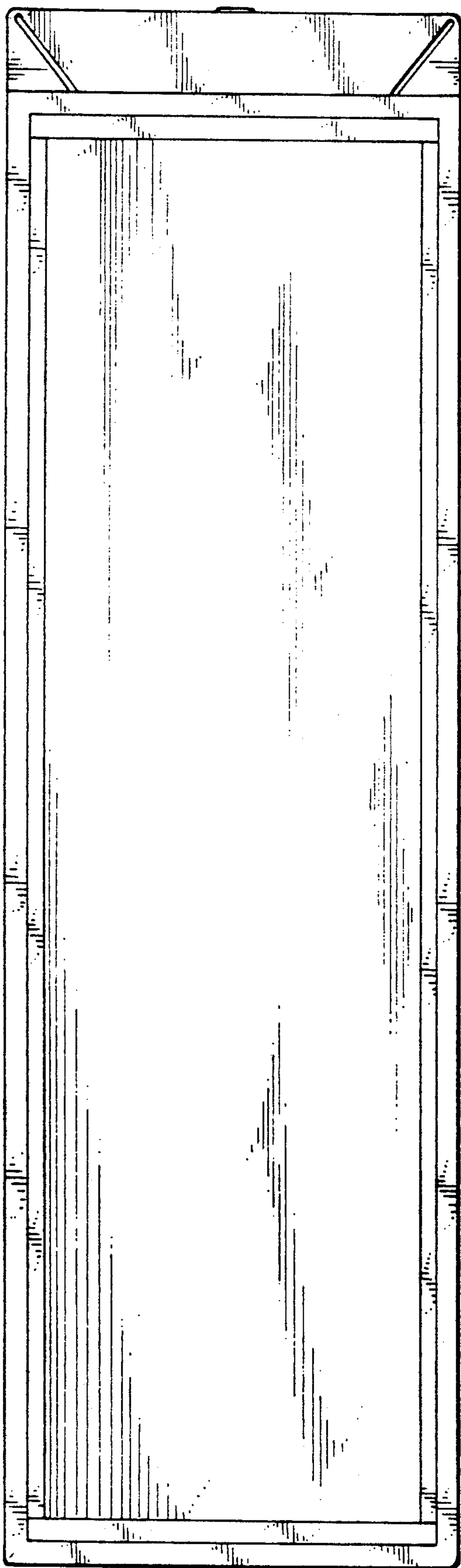


FIG. 4




FIG. 5



FIG. 6