



US00D332195S

# United States Patent [19]

[11] Patent Number: **Des. 332,195**

Hines

[45] Date of Patent: **\*\* Jan. 5, 1993**

[54] **COMBINED TOWEL DISPENSER AND WASTE RECEPTACLE**

3,226,171	12/1965	Fitzgerald, Jr. et al. ....	312/42
4,076,350	2/1978	Crist .....	312/242
4,408,811	10/1983	Richardson et al. ....	312/37
4,558,472	12/1985	Fromme et al. ....	4/252.3

[75] Inventor: **David M. Hines**, Tustin, Calif.

[73] Assignee: **Bobrick Washroom Equipment, Inc.**, North Hollywood, Calif.

[\*\*] Term: **14 Years**

[21] Appl. No.: **723,623**

[22] Filed: **Jul. 1, 1991**

[52] U.S. Cl. .... **D6/519; D6/518; D6/522; D34/1**

[58] Field of Search ..... **D6/518, 522-523; D34/1, 11; 4/630, 638; 211/16, 71, 86-88; 220/476-477; 221/33, 45, 282-286; 248/905, 907; 312/37-38, 42, 242**

[56] **References Cited**

**U.S. PATENT DOCUMENTS**

D. 200,206	2/1965	Arkwright .	
D. 228,059	8/1973	Woofter .....	D34/1
D. 283,573	4/1986	Bernard .....	D6/519
D. 285,887	9/1986	Palka .....	D6/559
D. 293,746	1/1988	Sayward .....	D6/448
D. 316,788	5/1991	Fischer et al. ....	D6/522
1,686,831	10/1928	Matchette .	
1,800,826	4/1931	Feltault .	
2,645,100	7/1953	Bascom .	
3,147,051	9/1964	Bur et al. ....	312/37

**OTHER PUBLICATIONS**

Bobrick Toilet and Bath Accessories Catalog, Jan. 1991.

American Specialties, Inc. Brochure, Quality Wash-room Accessories, Series 9000, 4 pages.

Bradley Sheet No. 18.

*Primary Examiner*—Brian N. Vinson

*Attorney, Agent, or Firm*—Harris, Kern, Wallen & Tinsley

[57] **CLAIM**

The ornamental design for a combined towel dispenser and waste receptacle, as shown and described.

**DESCRIPTION**

FIG. 1 is a top, front, and left side perspective view of a combined towel and dispenser and waste receptacle showing my new design;

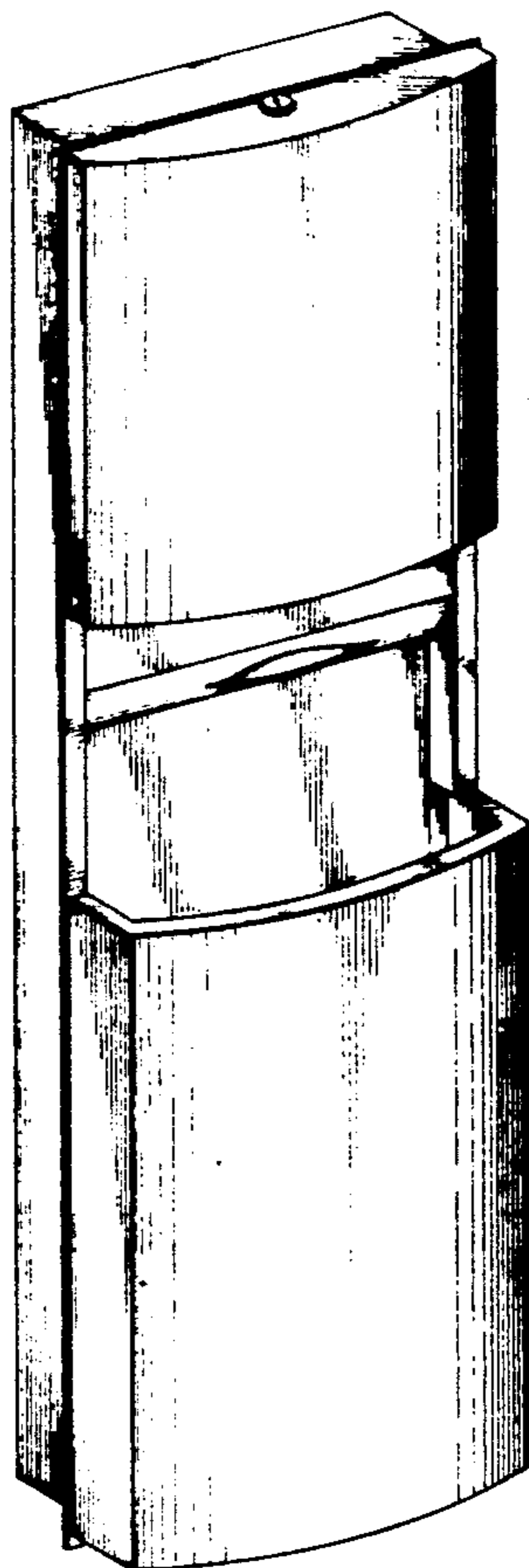
FIG. 2 is a front elevational view thereof;

FIG. 3 is a right side elevational view thereof, the left side being a mirror image of that shown;

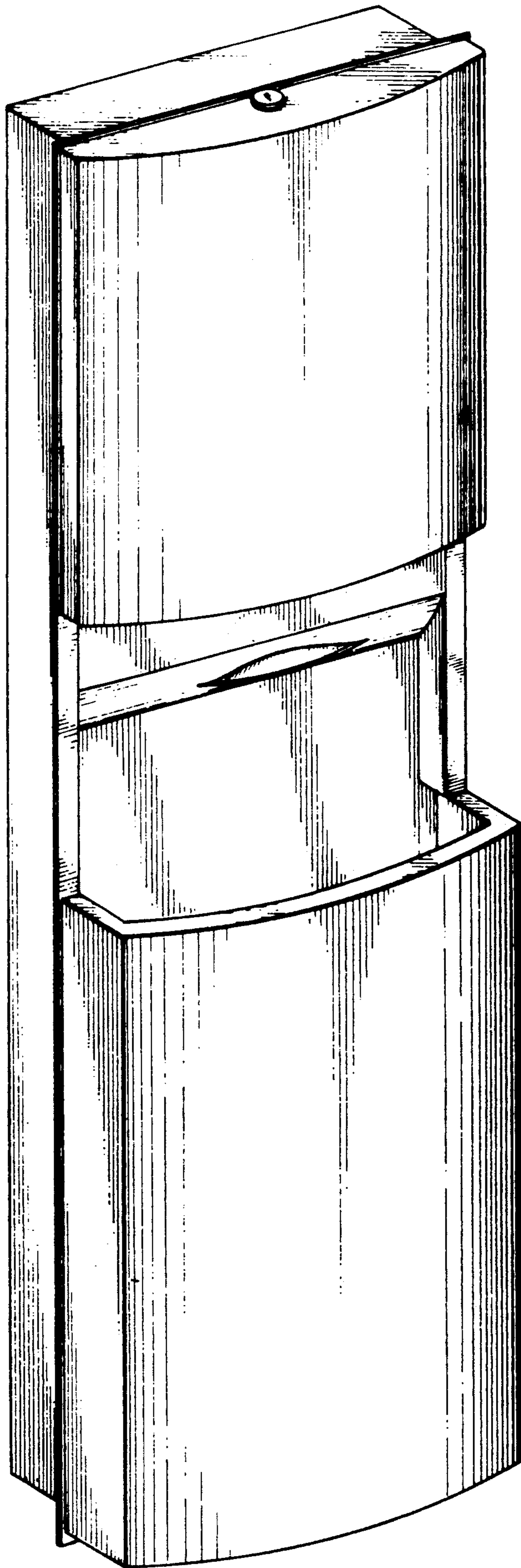
FIG. 4 is a rear elevational view thereof;

FIG. 5 is a top plan view thereof; and,

FIG. 6 is a bottom plan view thereof.



*FIG. 1*






FIG. 2

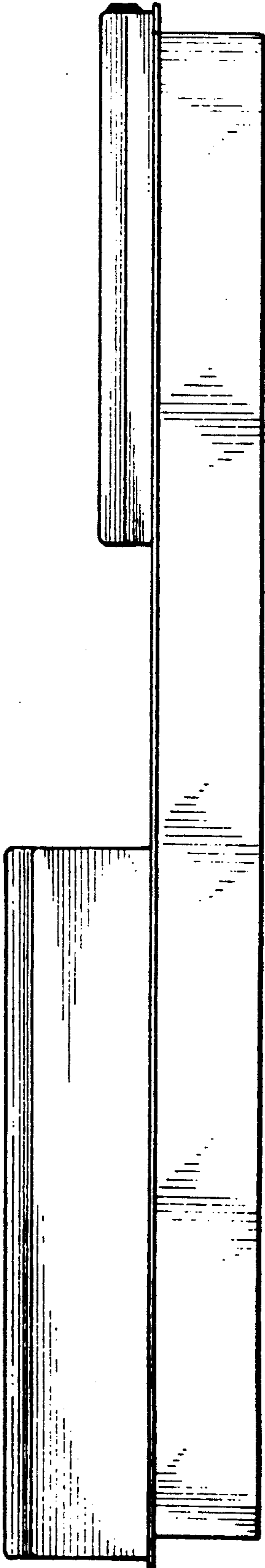


FIG. 3




FIG. 4

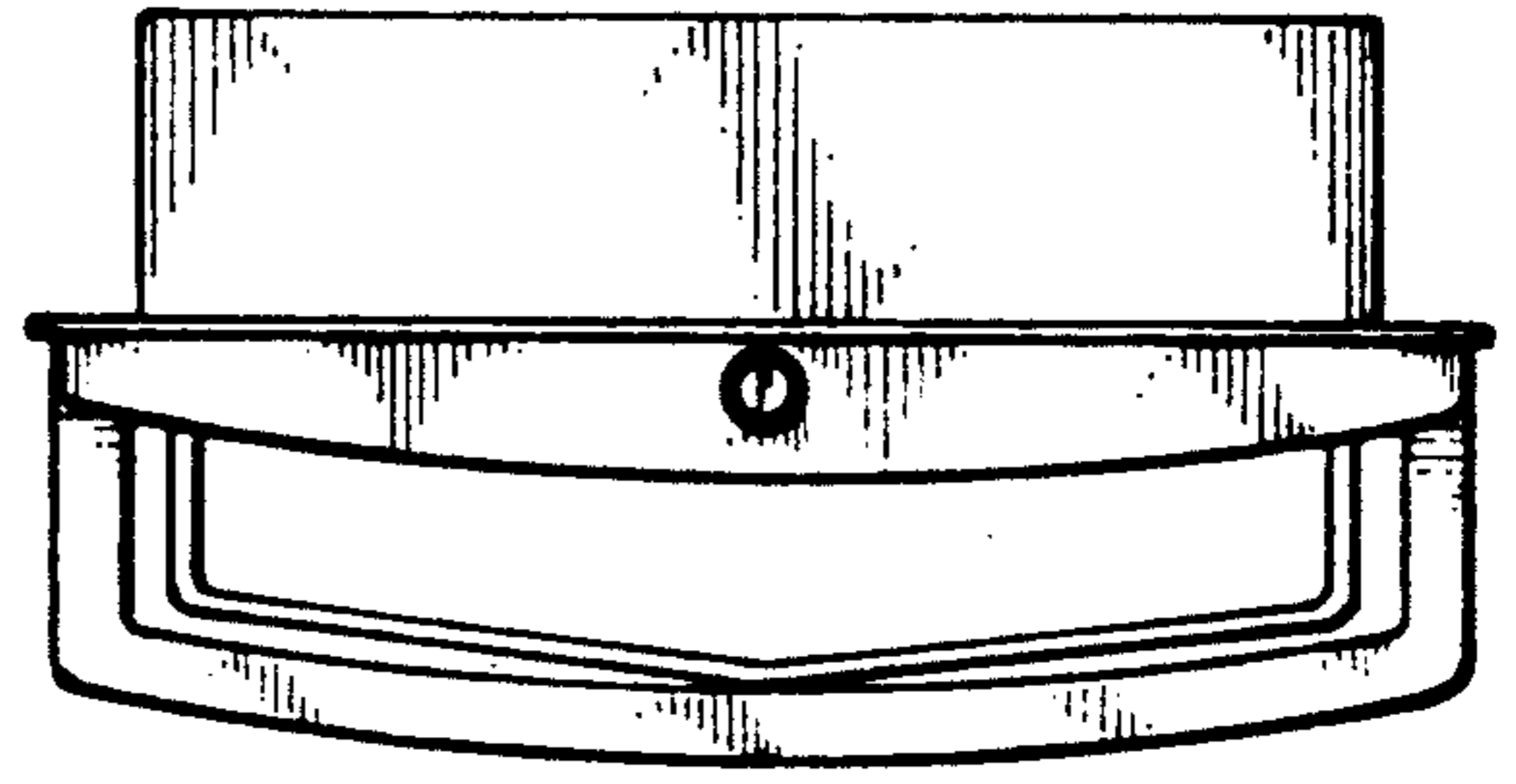


FIG. 5

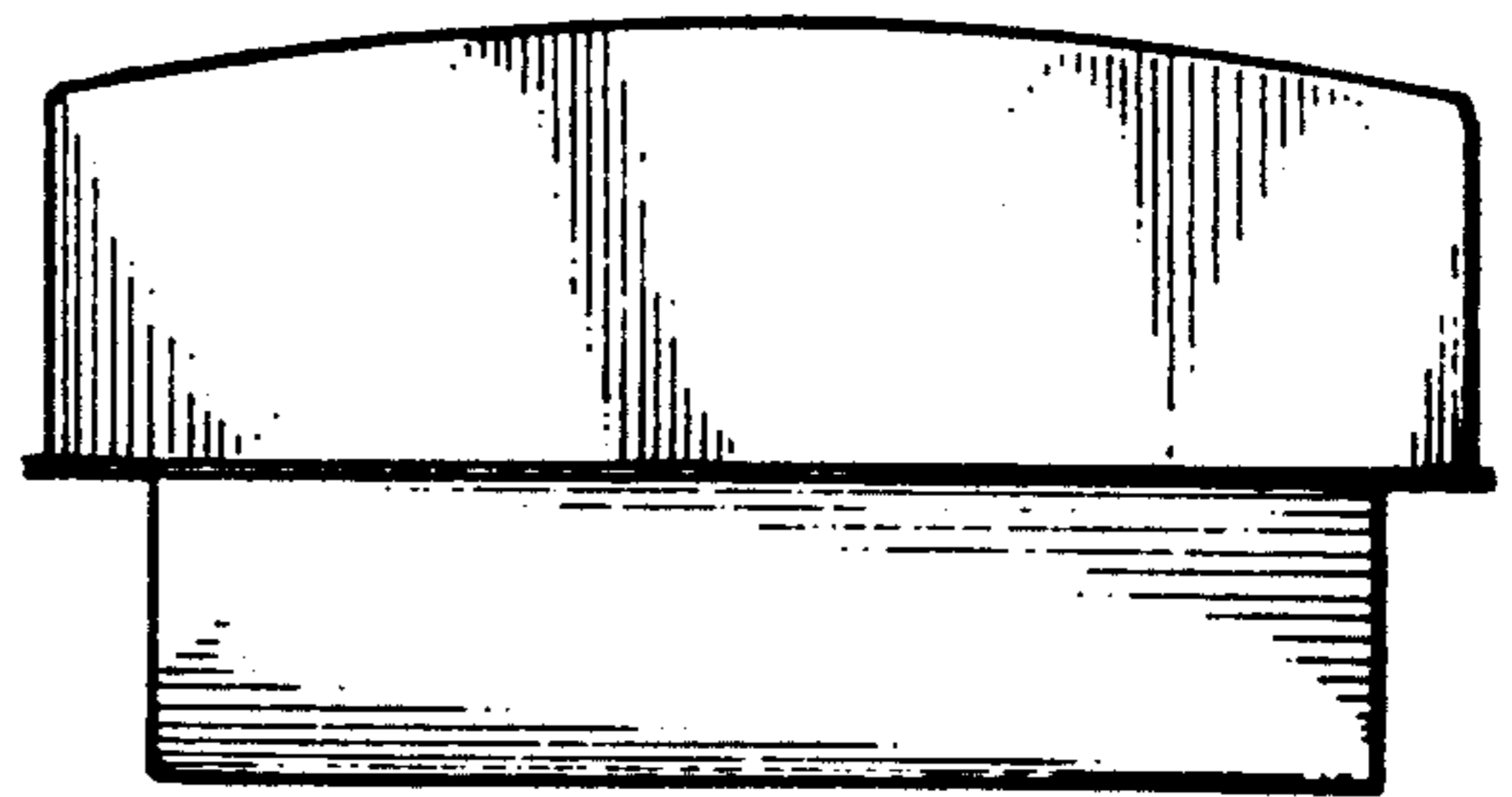


FIG. 6