



US00D332194S

# United States Patent [19] Hines

[11] Patent Number: **Des. 332,194**

[45] Date of Patent: **\*\* Jan. 5, 1993**

[54] TOWEL DISPENSER

4,076,350 2/1978 Crist ..... 312/242  
4,558,472 12/1985 Fromme et al. .... 4/252.3

[75] Inventor: **David M. Hines**, Santa Ana, Calif.

[73] Assignee: **Bobrick Washroom Equipment, Inc.**,  
North Hollywood, Calif.

[\*\*] Term: **14 Years**

[21] Appl. No.: **792,771**

[22] Filed: **Nov. 15, 1991**

[52] U.S. Cl. .... **D6/518; D6/522**

[58] Field of Search ..... **D6/515, 517-518,**  
**D6/522-523; 312/37-38, 42, 50; 221/33, 45, 48,**  
**55, 282-286**

### OTHER PUBLICATIONS

Bobrick Toilet and Bath Accessories Catalog, Jan. 1991, p. 20.

American Specialties, Inc. Brochure, Quality Washroom Accessories, Series 9000, 4 pages.

Bradley Sheet No. 18.

*Primary Examiner*—Brian N. Vinson

*Attorney, Agent, or Firm*—Harris, Kern, Wallen & Tinsley

### [57] CLAIM

The ornamental design for a towel dispenser, as shown and described.

### [56] References Cited

#### U.S. PATENT DOCUMENTS

|            |         |                        |       |          |
|------------|---------|------------------------|-------|----------|
| D. 172,963 | 9/1954  | Glenn                  | ..... | D6/523   |
| D. 200,206 | 2/1965  | Arkwright              | .     |          |
| D. 206,022 | 10/1966 | Knowles                | ..... | D6/518   |
| D. 285,887 | 9/1986  | Palka                  | ..... | D6/559   |
| D. 293,746 | 1/1988  | Sayward                | ..... | D6/448   |
| D. 312,179 | 11/1990 | DeLuca et al.          | ..... | D6/518   |
| 1,135,658  | 4/1915  | Brown et al.           | ..... | D6/518 X |
| 1,170,380  | 2/1916  | Winter                 | ..... | 221/55   |
| 1,217,682  | 2/1917  | Baldwin                | ..... | D6/518 X |
| 1,686,831  | 10/1928 | Matchette              | .     |          |
| 1,800,826  | 4/1931  | Feltault               | .     |          |
| 2,645,100  | 7/1953  | Bascom                 | .     |          |
| 3,226,171  | 12/1965 | Fitzgerald, Jr. et al. | ..... | 312/42   |

### DESCRIPTION

FIG. 1 is a top, front, and left side perspective view of a towel dispenser showing my new design, the broken-line disclosure of a portion of a wall being for illustrative purposes only and forming no part of the claimed design;

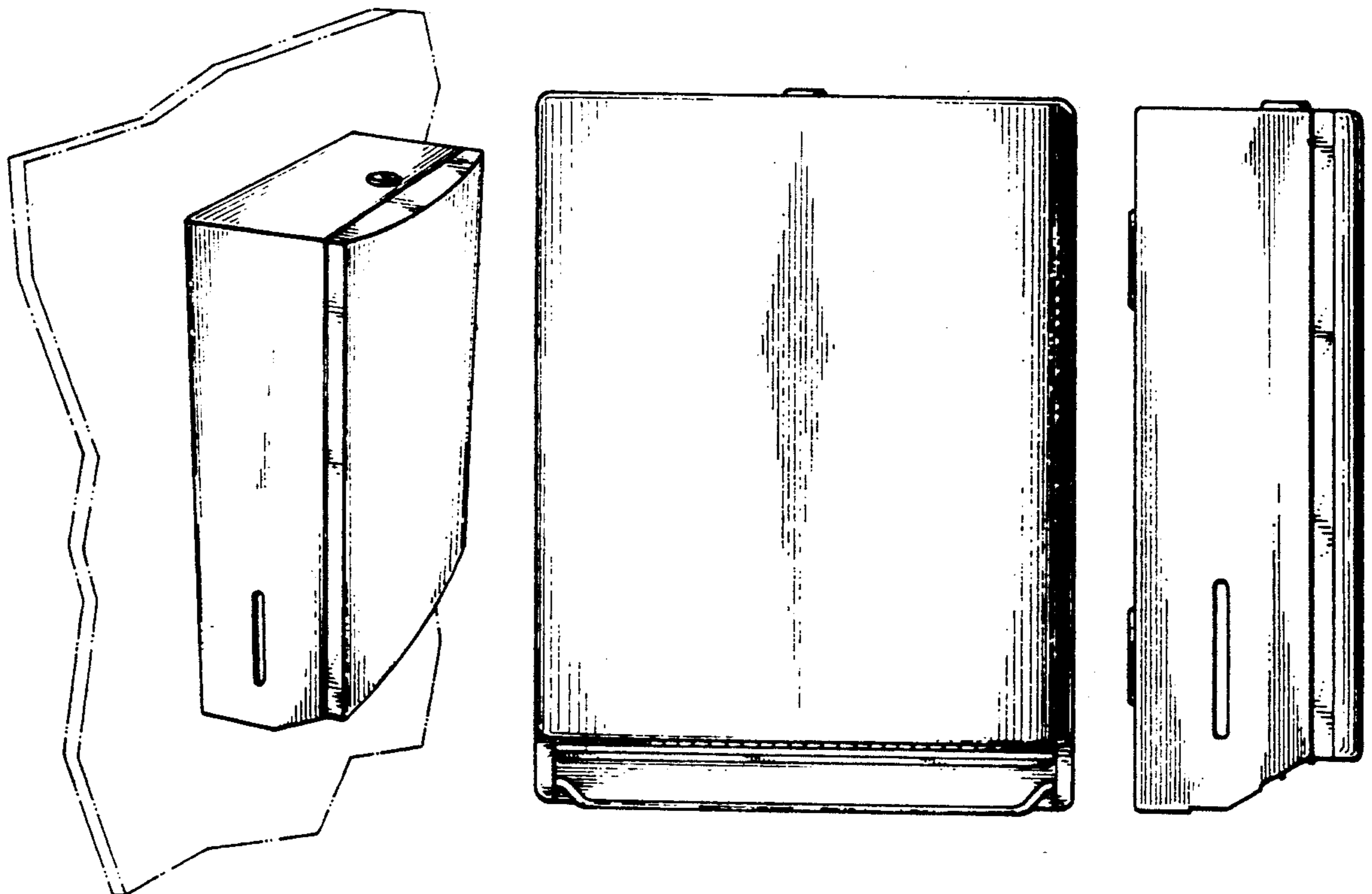
FIG. 2 is an enlarged front elevational view thereof;

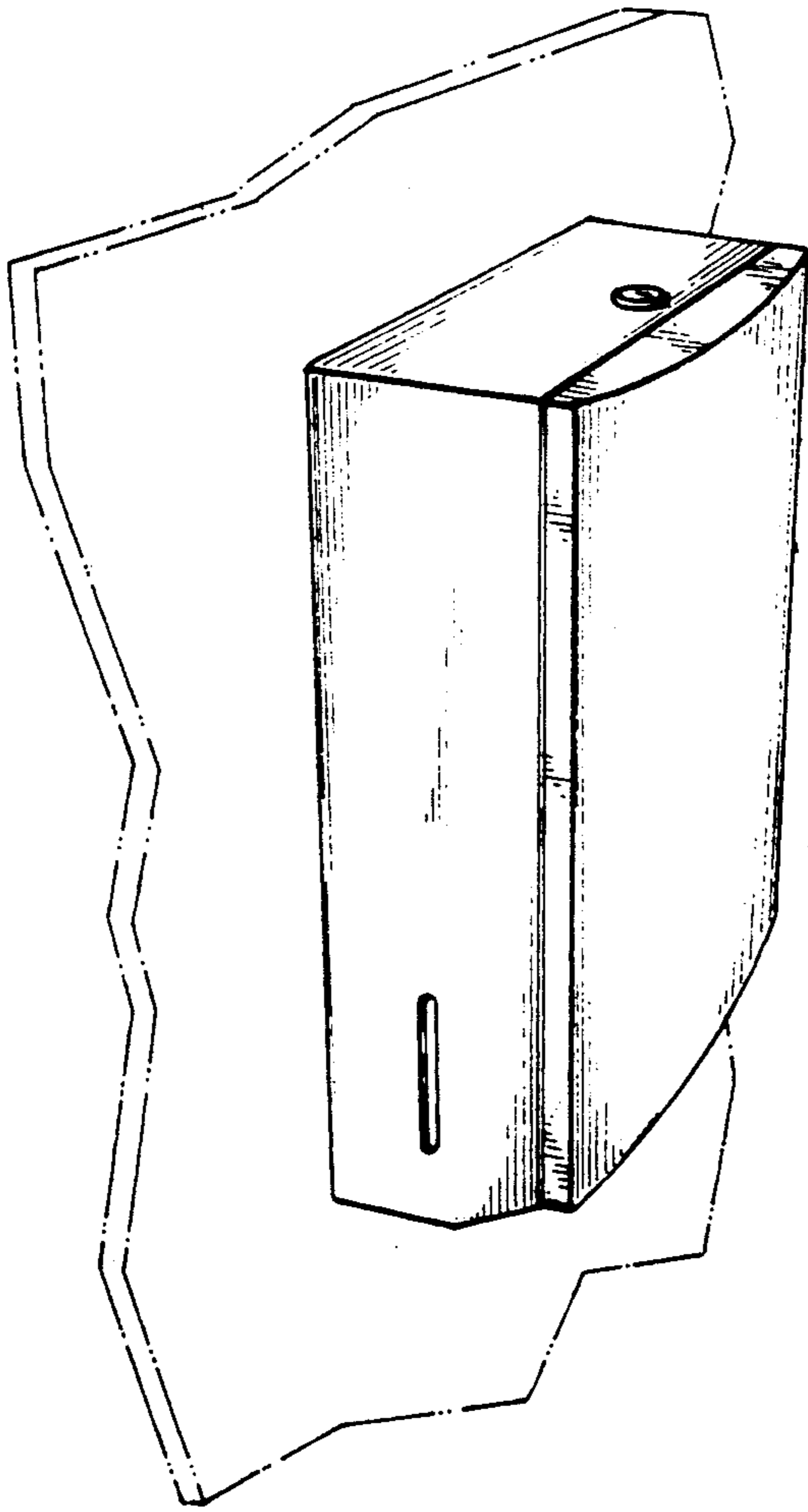
FIG. 3 is an enlarged top plan view thereof;

FIG. 4 is an enlarged rear elevational view thereof;

FIG. 5 is an enlarged left side elevational view thereof, the right side being a mirror image of that shown; and,


FIG. 6 is an enlarged bottom plan view thereof.





*FIG. 1*

*FIG. 2*



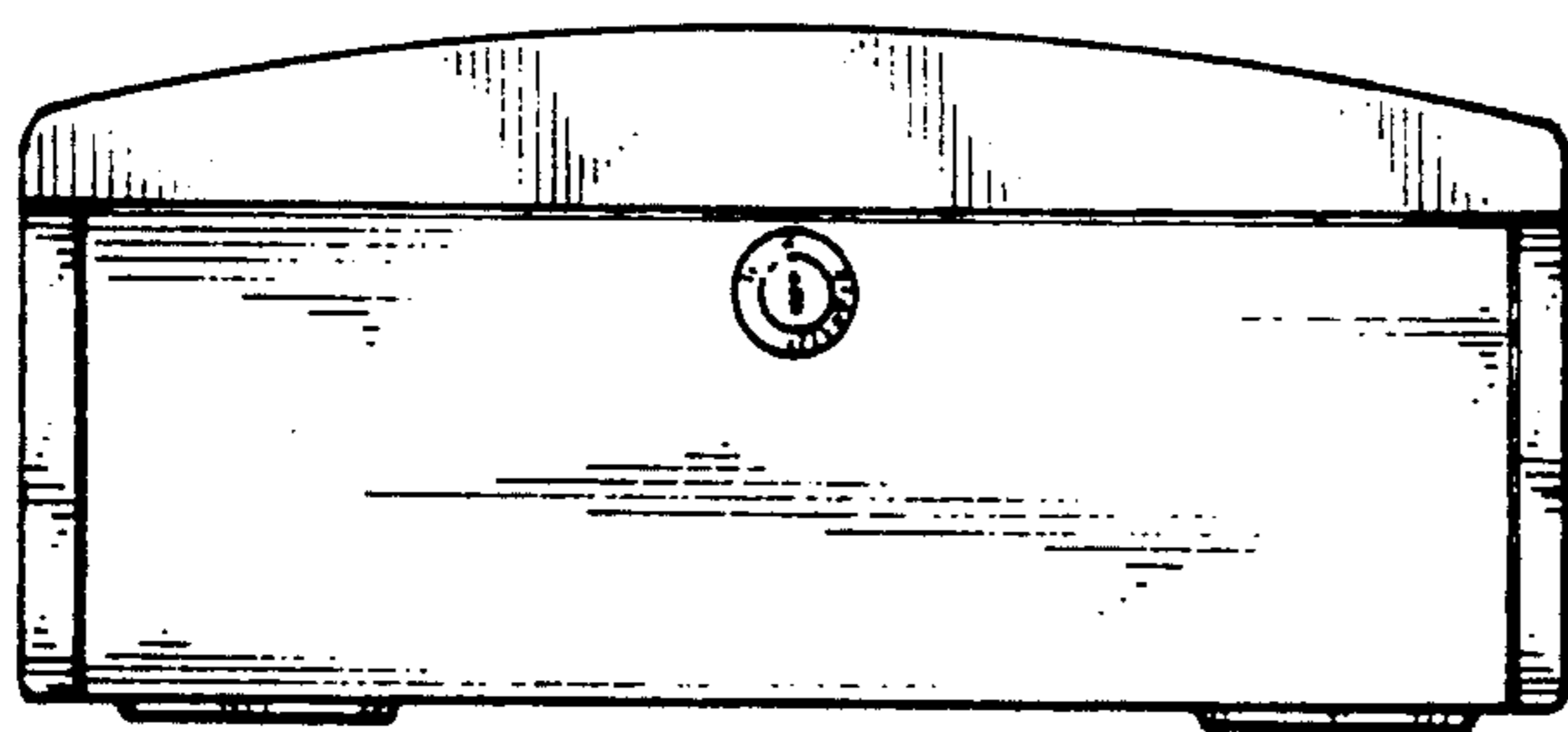


FIG. 3

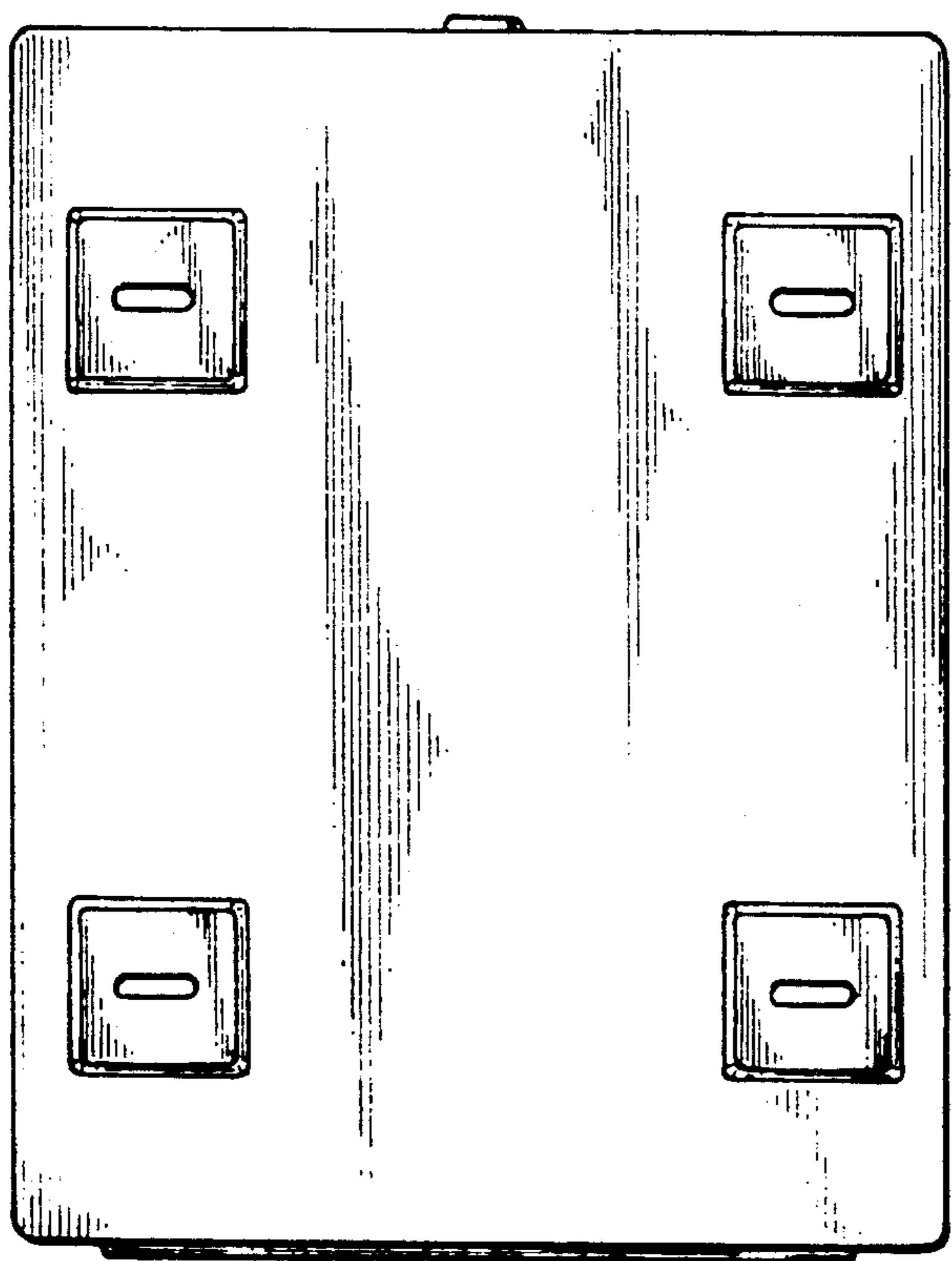


FIG. 4




FIG. 5

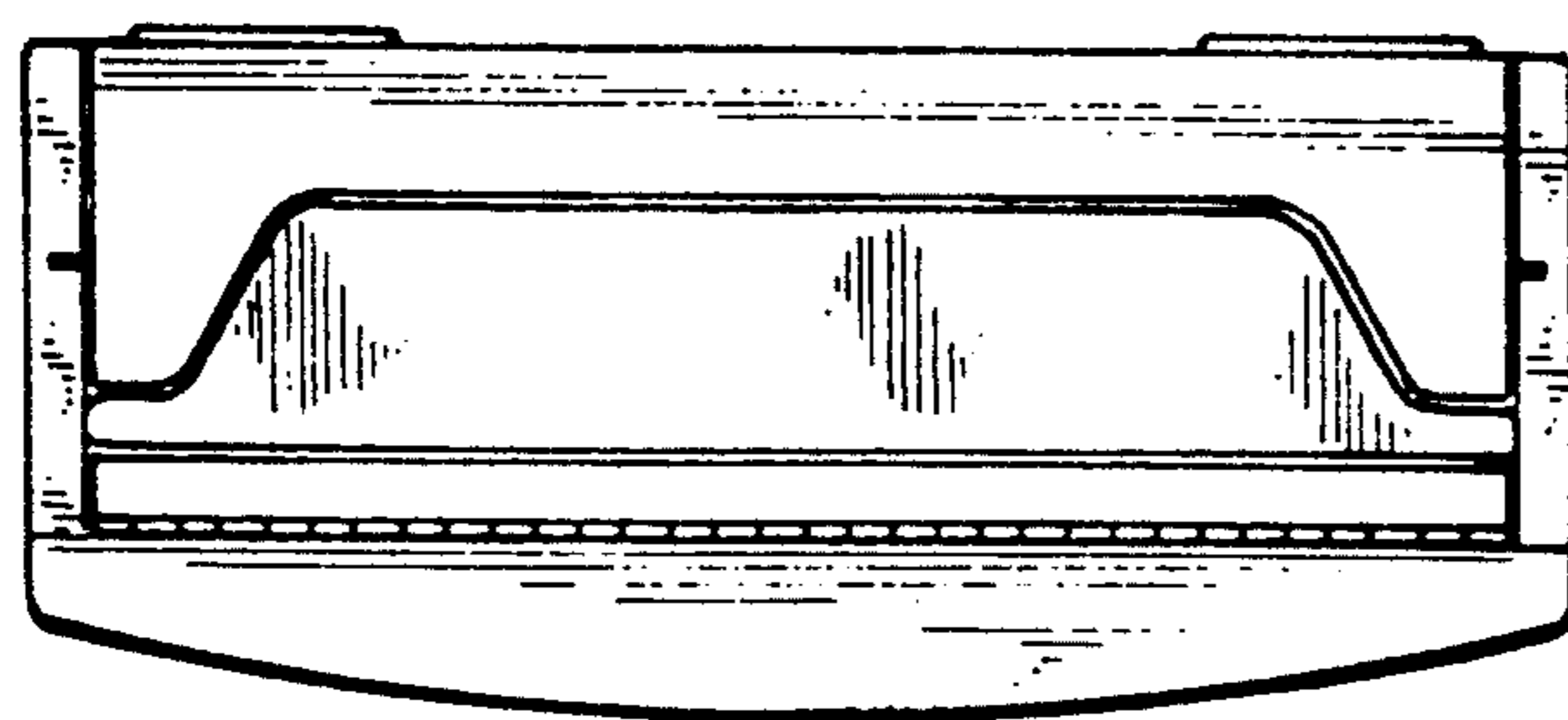


FIG. 6