



US00D332164S

# United States Patent [19]

[11] Patent Number: **Des. 332,164**

Simpson

[45] Date of Patent: **\*\* Dec. 29, 1992**

[54] **CONTAINER TRANSPORTER VEHICLE BODY**

4,074,788 2/1978 Joubert ..... 296/190 X  
4,688,981 8/1987 Ravensborg et al. .... D12/14 X

[75] Inventor: **Clark Simpson, Nicholasville, Ky.**

[73] Assignee: **Clark Material Handling Company, Lexington, Ky.**

[\*\*] Term: **14 Years**

[21] Appl. No.: **683,377**

[22] Filed: **Apr. 10, 1991**

[52] U.S. Cl. .... **D34/28**

[58] Field of Search ..... D34/28, 37, 34; D12/14, D12/15, 93, 94, 1; 280/402; 180/89.12; 296/190; 414/81.4, 294, 680

[56] **References Cited**

**U.S. PATENT DOCUMENTS**

D. 214,127 5/1969 Renquist ..... D34/34  
D. 299,322 1/1989 Page ..... D34/37 X  
3,764,032 10/1973 Ward ..... 414/608

**OTHER PUBLICATIONS**

Clark Brochure, 1978, pp. 1-16, container handles.

*Primary Examiner*—Wallace R. Burke

*Assistant Examiner*—H. Baynham

*Attorney, Agent, or Firm*—Landrum & Shouse

[57] **CLAIM**

The ornamental design for a container transporter vehicle body, as shown and described.

**DESCRIPTION**

FIG. 1 is a left, front perspective view of a container transporter vehicle body showing my new design; FIG. 2 is a rear perspective view thereof with the lifting device attached; and, FIG. 3 is a rear elevational view thereof.

The broken line showing of a railing and the lifting device is for illustrative purposes only and forms no part of the claimed design.

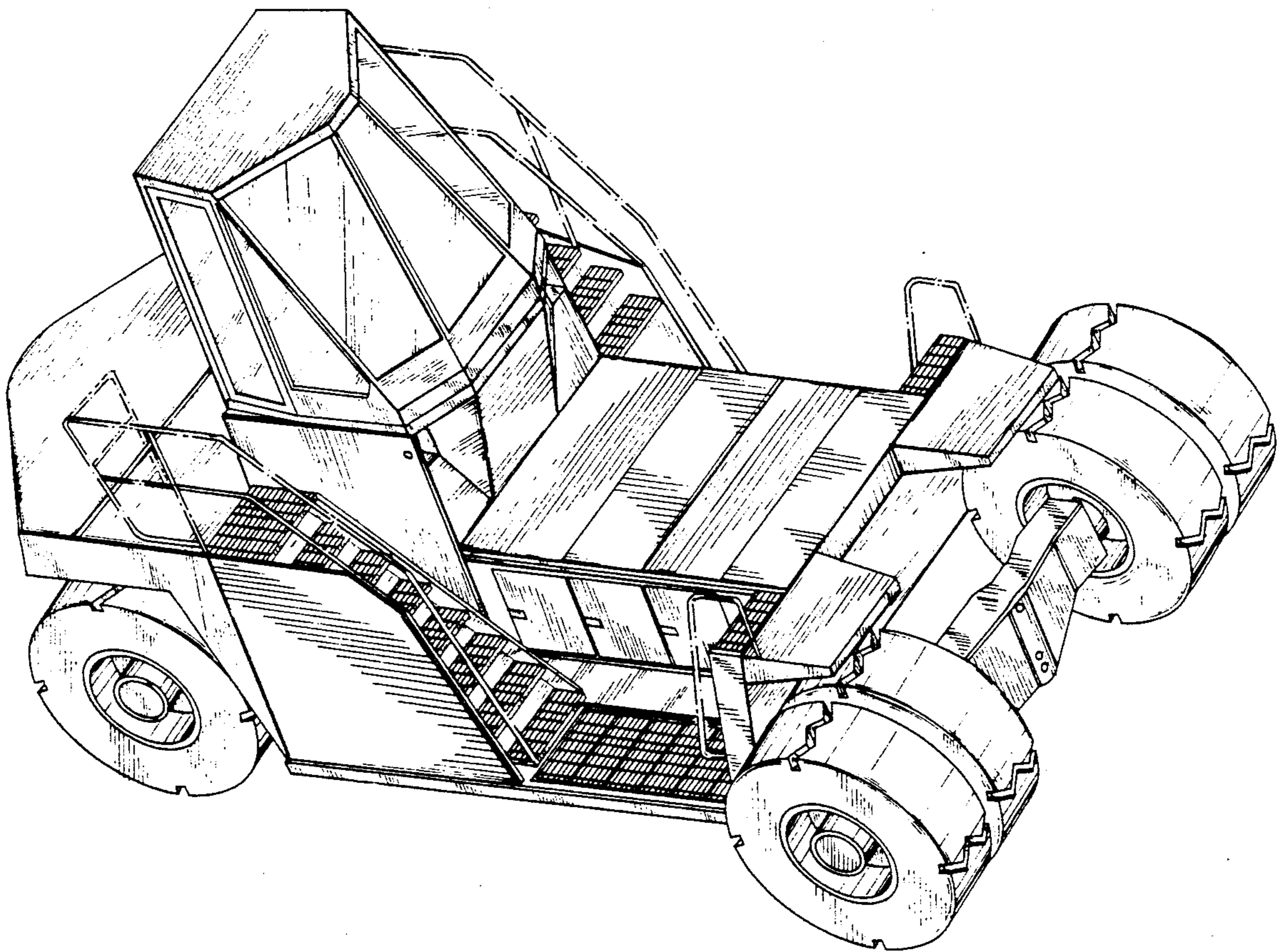
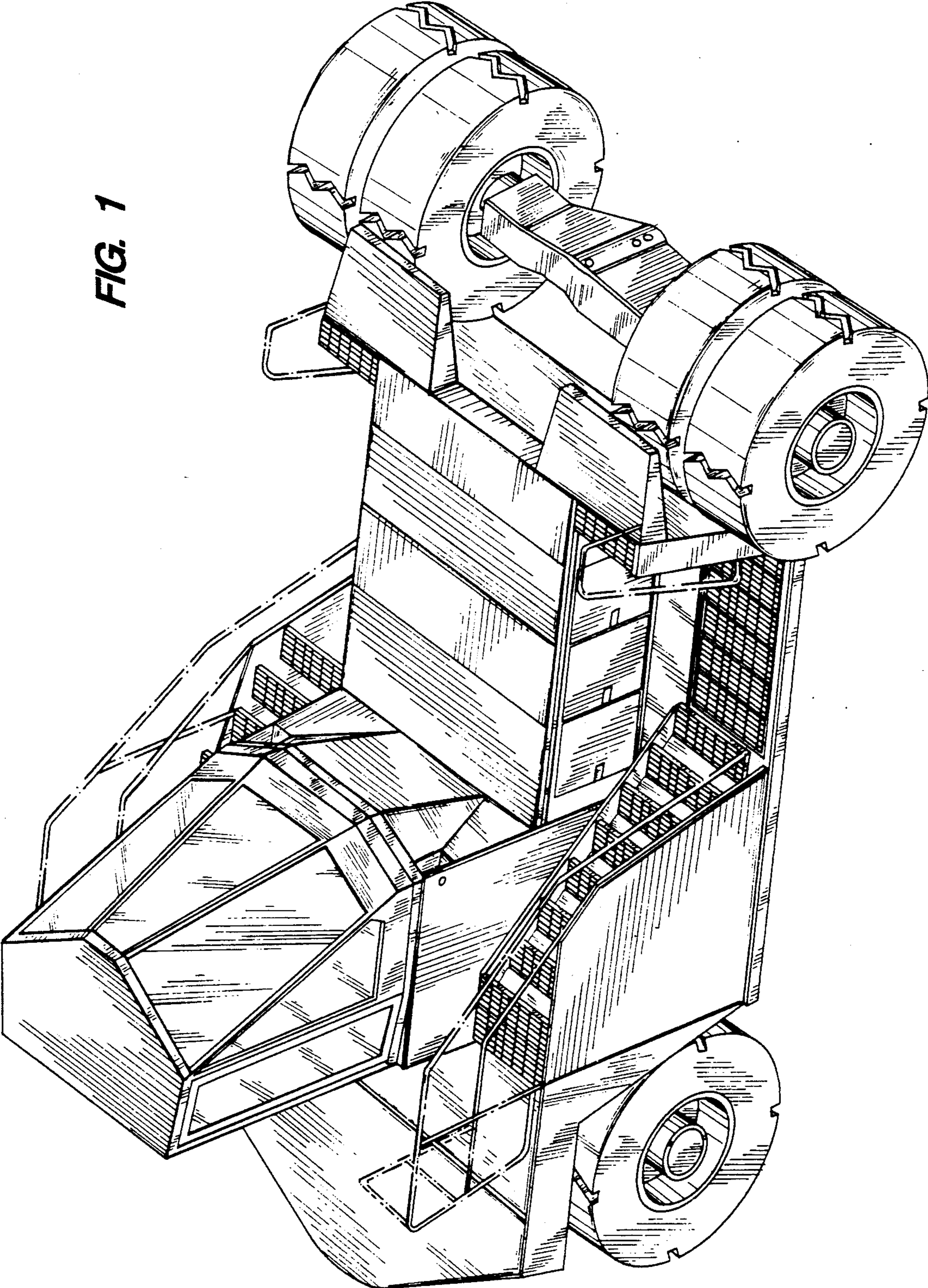
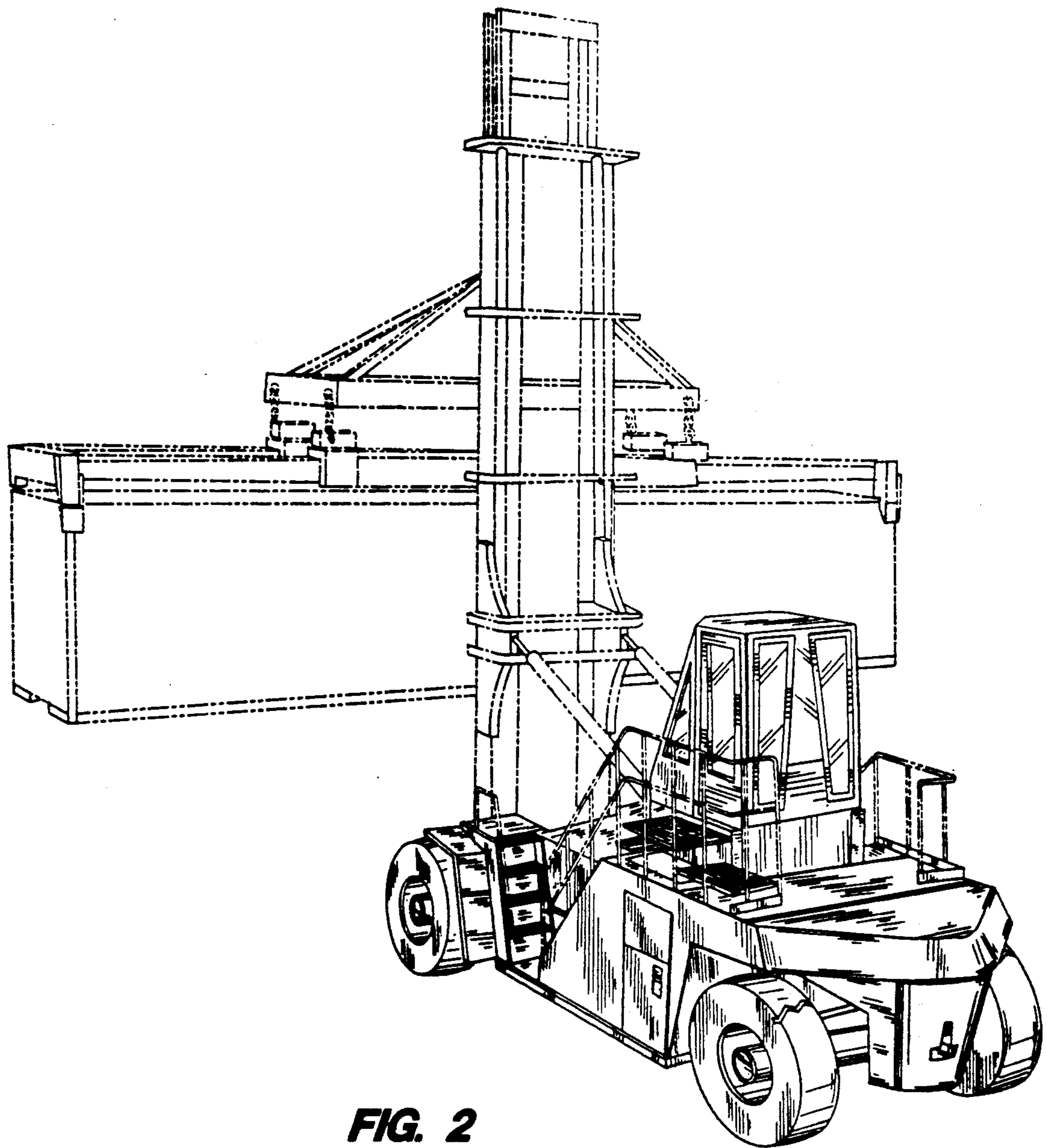




FIG. 1





**FIG. 2**



**FIG. 3**

