



US00D332129S

United States Patent [19]

[11] Patent Number: Des. 332,129

Bice

[45] Date of Patent: ** Dec. 29, 1992

[54] FISH SPEAR

[76] Inventor: Hilma A. Bice, Rte. 1, Box 137, Waubun, Minn. 56589

[**] Term: 14 Years

[21] Appl. No.: 482,746

[22] Filed: Feb. 21, 1990

[52] U.S. Cl. D22/149; D22/117; D22/134

[58] Field of Search D22/149, 134, 117, 102; D26/24; 43/6; D8/13; 294/61

[56] References Cited

U.S. PATENT DOCUMENTS

D. 209,660	12/1967	Lind	D8/13	X
1,076,036	10/1913	Hepner et al.	43/6	
1,465,267	8/1923	Henry	43/6	
2,194,618	3/1940	Scramlin	43/6	
2,301,789	11/1942	Pearson	43/6	
2,510,641	6/1950	Koscher	294/61	
2,947,562	8/1960	Doolittle	D22/117	X
4,718,189	1/1988	Stude	294/61	X

FOREIGN PATENT DOCUMENTS

543790	7/1957	Canada	43/6	
412093	10/1945	Italy	43/6	
416290	11/1946	Italy	43/6	
604921	3/1960	Italy	43/6	

OTHER PUBLICATIONS

The Picture Book of Symbols by E. Lehner, ©1956, p. 12 "Genealogy-Died" Symbol.

Thrusting for Fishing in Poland and Neighboring Countries, Translated by J. Bachrach, 1966: plate II-a,b & c; plate 20-4; and plate 15-F, also plate 21-a.

Primary Examiner—A. Hugo Word

Assistant Examiner—Doris V. Coles

Attorney, Agent, or Firm—Leon Gilden

[57] CLAIM

The ornamental design for a fish spear, as shown and described.

DESCRIPTION

FIG. 1 is a front elevational view of a fish spear showing my new design;

FIG. 2 is a rear elevational view thereof;

FIG. 3 is a left side elevational view thereof;

FIG. 4 is a right side elevational view thereof;

FIG. 5 is a top plan view thereof;

FIG. 6 is a bottom plan view thereof;

FIG. 7 is a perspective view thereof; and,

FIG. 8 is a perspective view thereof.

The broken line showing of a handle in FIGS. 7 and 8 is for illustrative purposes only and forms no part of the claimed design.

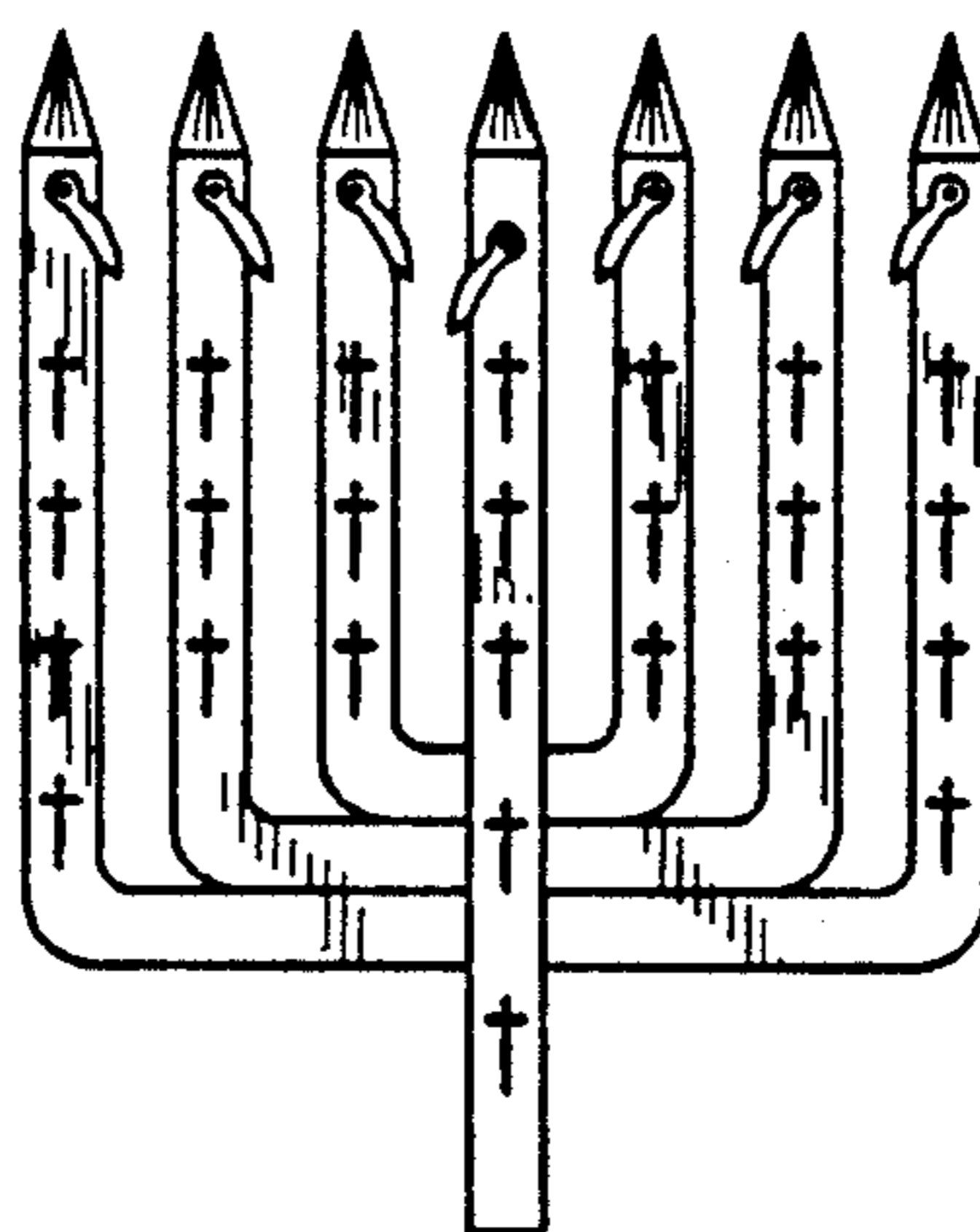


FIG. 1

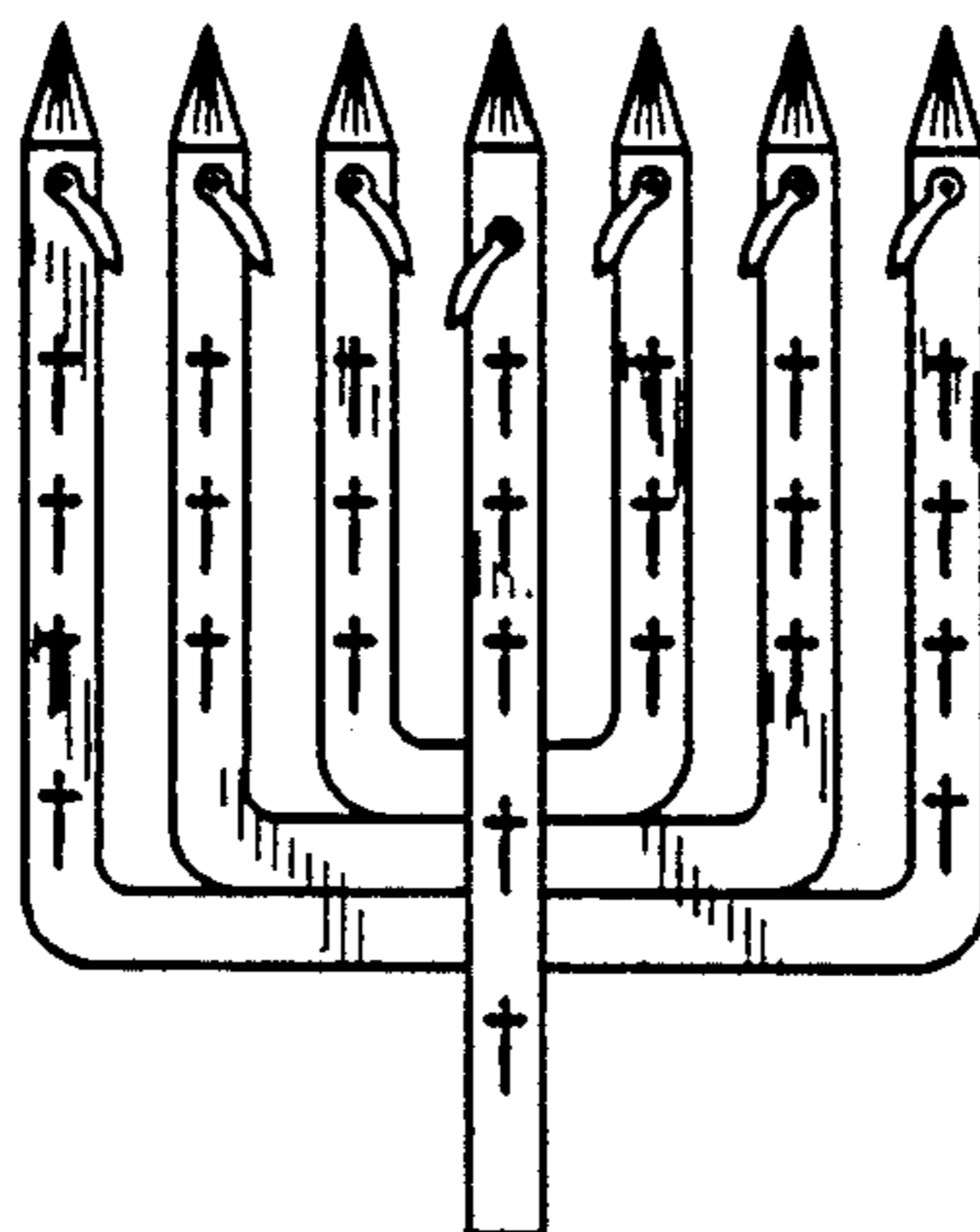


FIG. 2

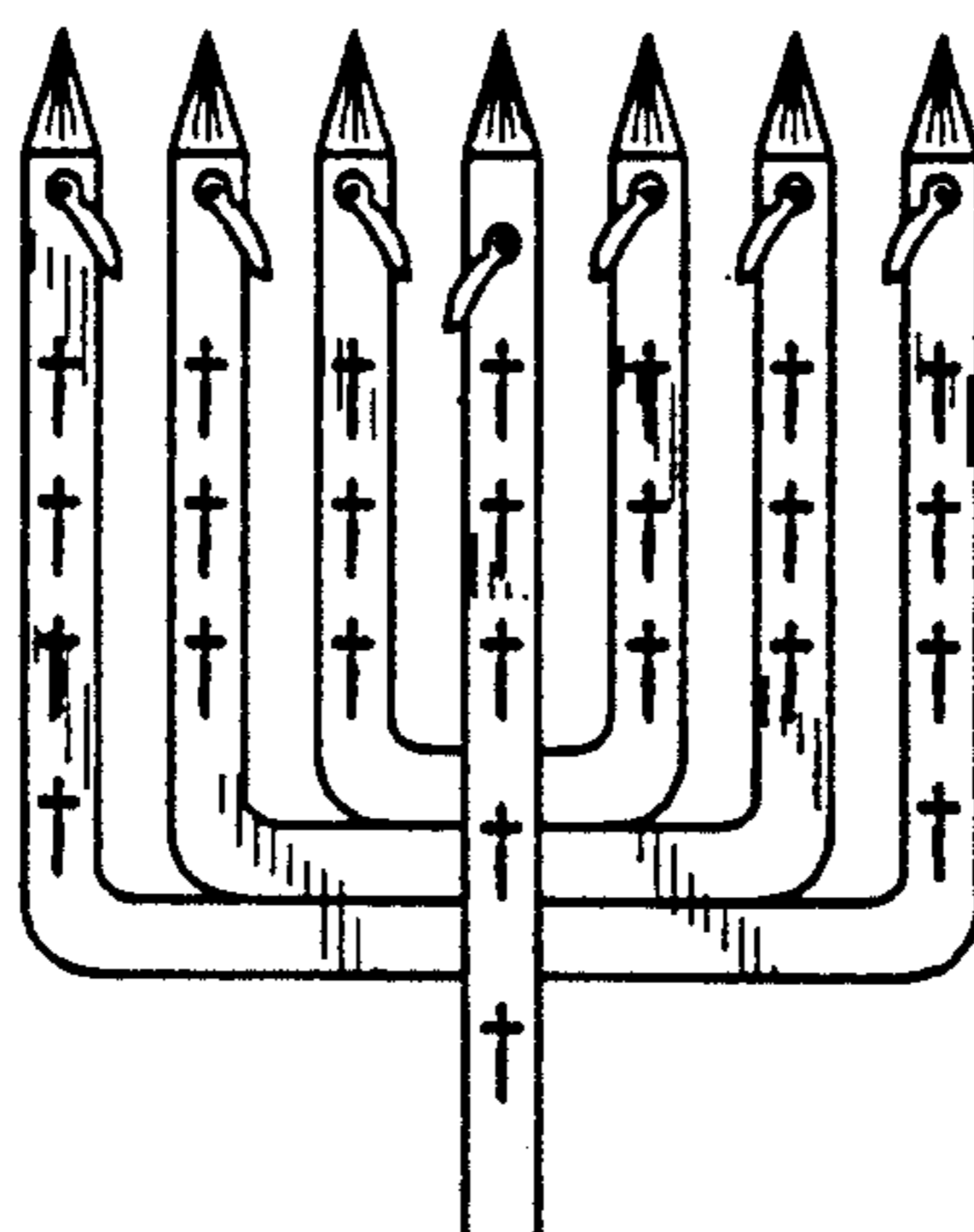


FIG. 3



FIG. 4



FIG. 5



FIG. 6

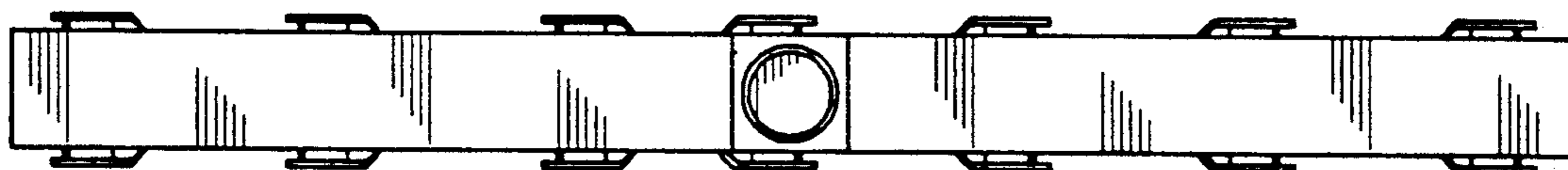


FIG. 7

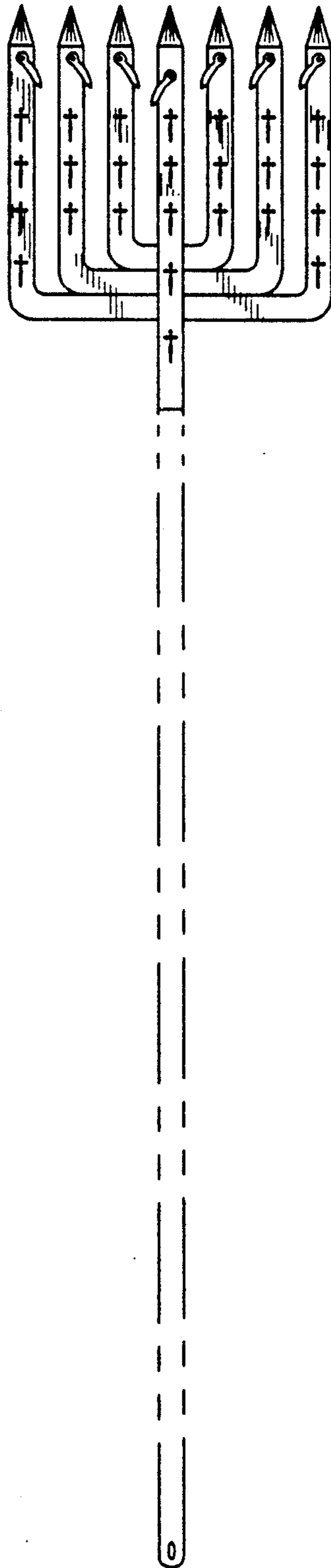


FIG. 8

