



US00D332120S

**United States Patent** [19]  
**Shiraishi**

[11] **Patent Number: Des. 332,120**  
[45] **Date of Patent: \*\* Dec. 29, 1992**

[54] **TAPE RECORDER TOY**

[75] **Inventor: Masami Shiraishi, Tokyo, Japan**

[73] **Assignee: Combi Corporation, Tokyo, Japan**

[\*\*] **Term: 14 Years**

[21] **Appl. No.: 682,291**

[22] **Filed: Apr. 9, 1991**

[30] **Foreign Application Priority Data**

Nov. 9, 1990 [JP] Japan ..... 2-37995

[52] **U.S. Cl. .... D21/112; D14/163; D14/165**

[58] **Field of Search ..... D21/109, 110, 111, 112, D21/113; D14/163, 165, 164, 168, 142, 143, 149, 118, 125, 126, 225, 228; D10/8, 19, 28; D16/202; D20/3, 4, 5, 7; 446/8, 141, 142, 144, 404, 408; 368/45, 316, 317**

[56] **References Cited**

**U.S. PATENT DOCUMENTS**

D. 277,474 2/1985 Miuka ..... D14/165  
D. 306,588 3/1990 Kashiwagi ..... D14/163

D. 311,006 10/1990 Hino ..... D14/165  
D. 311,537 10/1990 Tsuchiya ..... D14/163  
D. 316,093 4/1991 Okada ..... D14/165  
D. 317,765 6/1991 Nomizu ..... D14/165  
D. 320,792 10/1991 Okada ..... D14/163  
D. 323,326 1/1992 Takawo ..... D14/165  
D. 324,049 2/1992 Ehdo ..... D21/111


*Primary Examiner*—Bernard Ansher  
*Assistant Examiner*—R. Barkai  
*Attorney, Agent, or Firm*—Sughrue, Mion, Zinn, Macpeak & Seas

[57] **CLAIM**


The ornamental design for a tape recorder toy, as shown.

**DESCRIPTION**


FIG. 1 is a front, top and right side perspective view of a tape recorder toy showing my new design; FIG. 2 is a front elevational view thereof; FIG. 3 is a rear elevational view thereof; FIG. 4 is a right side elevational view thereof; FIG. 5 is a left side elevational view thereof; FIG. 6 is a top plan view thereof; and, FIG. 7 is a bottom plan view thereof.



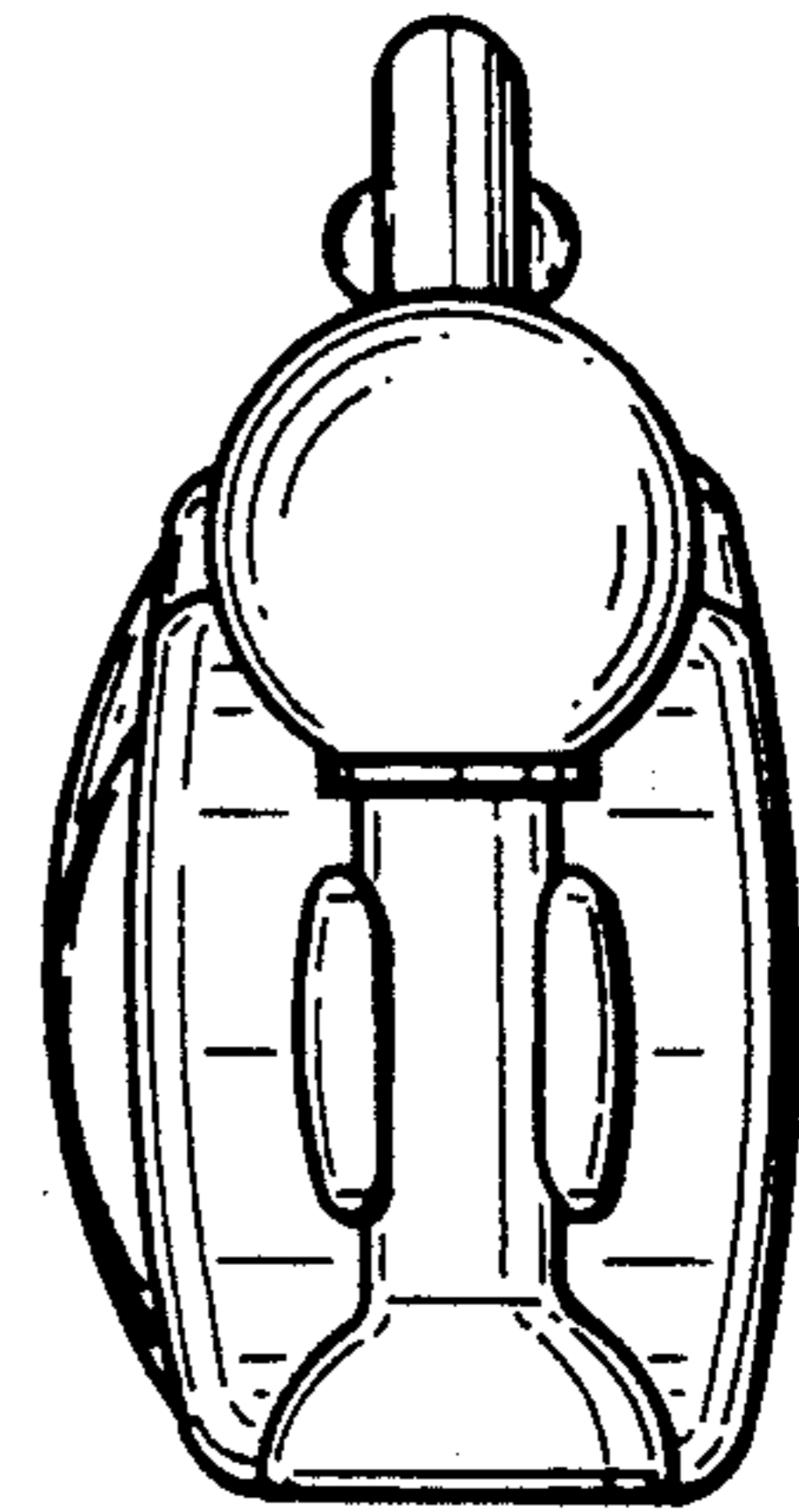
*Fig. 1*




*Fig. 2*



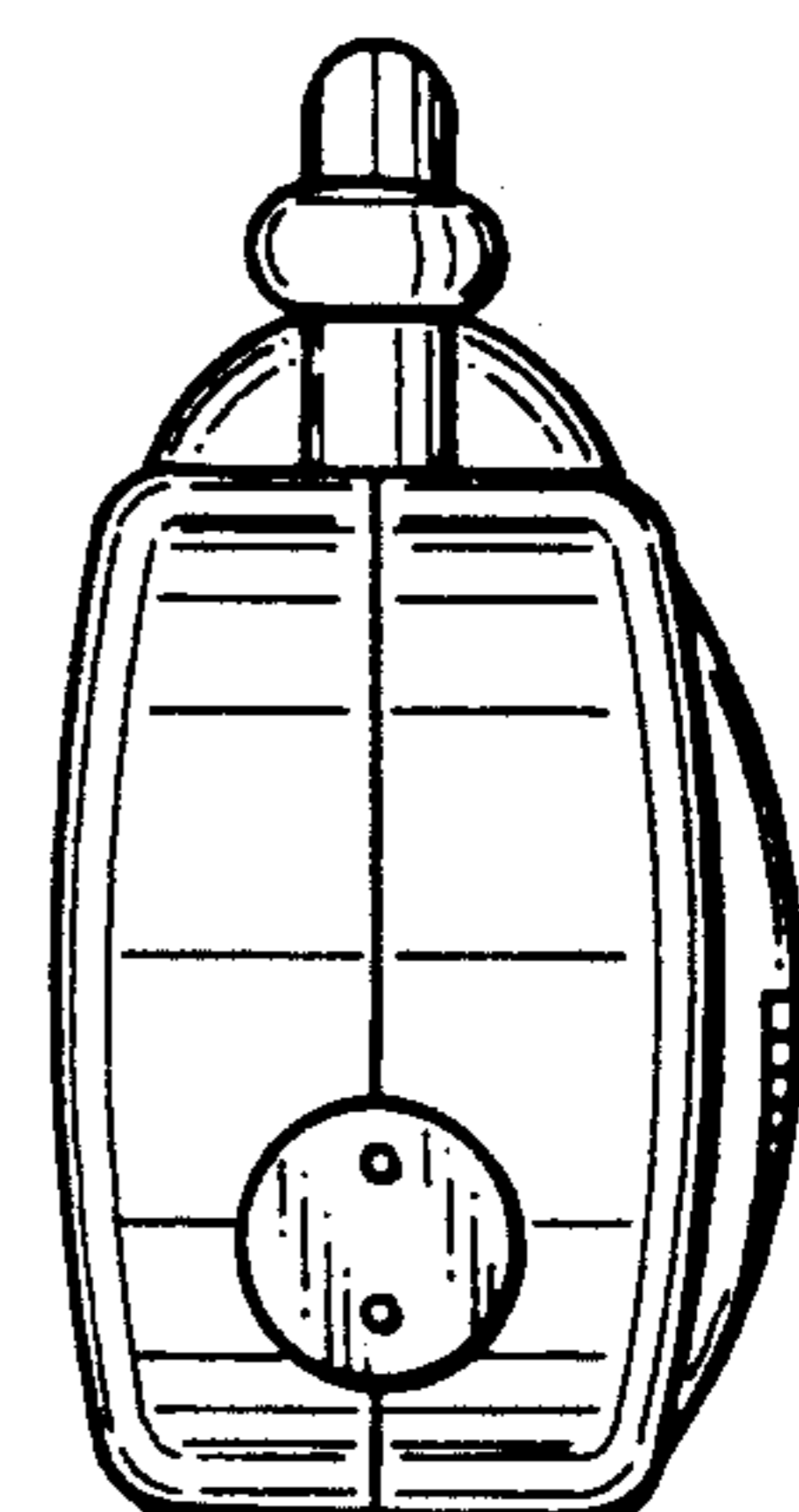
*Fig. 4*



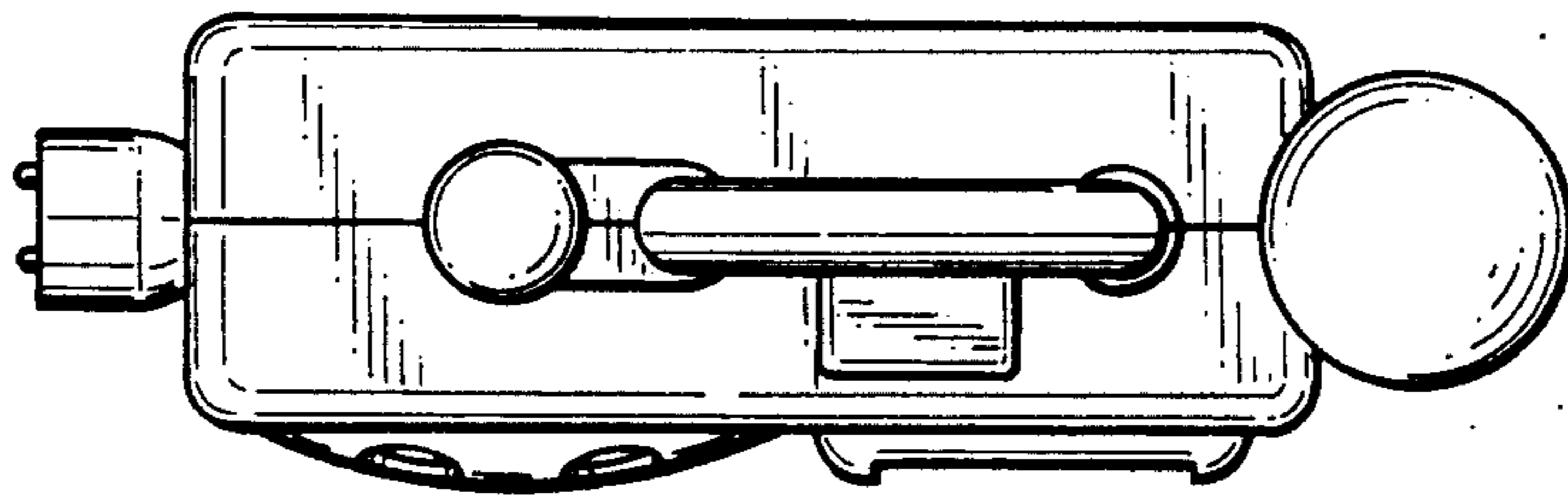
*Fig. 3*



*Fig. 5*



*Fig. 6*



*Fig. 7*

