



US00D332116S

United States Patent [19]

[11] Patent Number: **Des. 332,116**

Poulsen et al.

[45] Date of Patent: **** Dec. 29, 1992**

[54] TOY BOWDEN WIRE

[75] Inventors: **Ole V. Poulsen; Jorgen Thogersen,**
both of Vejle, Denmark

[73] Assignee: **Interlego A.G.,** Baar, Switzerland

[**] Term: **14 Years**

[21] Appl. No.: **621,921**

[22] Filed: **Dec. 4, 1990**

[52] U.S. Cl. **D21/108**

[58] Field of Search **D21/108; D12/117;**
446/107, 120, 124, 125, 128; 74/502.5, 502.6

[56] **References Cited**

U.S. PATENT DOCUMENTS

D. 285,948	9/1986	Mazzoleni	D21/108
D. 290,627	6/1987	Dideriksen	D21/108
1,265,897	5/1918	Fawcett	446/124
3,458,949	8/1969	Young	446/124
3,528,312	9/1970	Nielsen	74/502.5

3,846,033	11/1974	Smollinger	74/502.6
4,364,284	12/1982	Tani	74/502.6
4,548,590	10/1985	Green	446/125
5,014,569	5/1991	Kelley	74/502.5


Primary Examiner—Bernard Ansher
Assistant Examiner—R. Barkai
Attorney, Agent, or Firm—Kane, Dalsimer, Sullivan,
Kurucz, Levy, Eisele and Richard

[57] **CLAIM**

The ornamental design for a toy bowden wire, as shown and described.

DESCRIPTION

FIG. 1 is a top perspective view of a toy bowden wire showing our new design;
FIG. 2 is a front elevational view thereof, the rear side being identical;
FIG. 3 is a side elevational view thereof, the other side being identical;
FIG. 4 is a top plan view thereof; and,
FIG. 5 is a bottom plan view thereof.



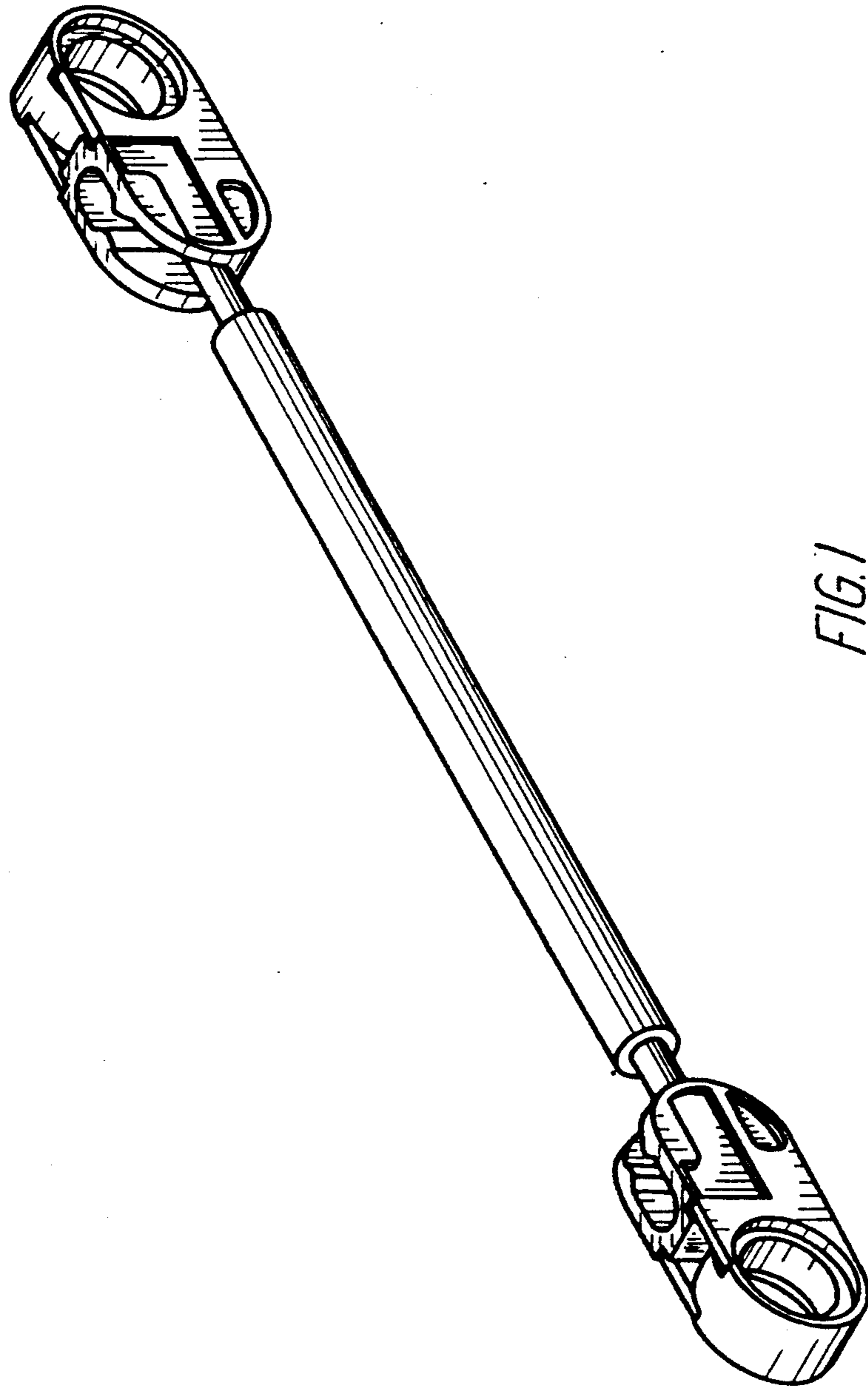


FIG. 1



FIG. 2




FIG. 5



FIG. 3



FIG. 4