



US00D332114S

# United States Patent [19]

[11] Patent Number: **Des. 332,114**

Offenhauer et al.

[45] Date of Patent: **\*\* Dec. 29, 1992**

[54] **COMBINED CLIPBOARD AND NOTE PAPER DISPENSER**

D. 198,417	6/1964	McFadyen	.....	D19/88
D. 209,488	12/1967	Wakai	.....	D19/88 X
D. 235,866	7/1975	Seitz	.....	D19/88
5,116,012	5/1992	Offenhauer et al.	.....	248/452

[75] Inventors: **Keith L. Offenhauer**, Bradenton, Fla.;  
**Harold M. Zimmermann, Jr.**, Philadelphia, Pa.

*Primary Examiner*—Nelson C. Holtje  
*Assistant Examiner*—Martha Thompson  
*Attorney, Agent, or Firm*—Charles J. Prescott

[73] Assignee: **Laser Works, Inc.**, Bradenton, Fla.

[\*\*] Term: **14 Years**

[57] **CLAIM**

[21] Appl. No.: **648,614**

The ornamental design for a combined clipboard and note paper dispenser, as shown and described.

[22] Filed: **Jan. 28, 1991**

**DESCRIPTION**

[52] U.S. Cl. .... **D19/88; D19/86; D19/90; D19/91**

[58] **Field of Search** ..... **D19/65, 86, 88, 90, D19/91, 99, 100; 281/1, 45; 40/308, 341-349, 351, 352, 357; 248/441.1, 442.2, 444.1, 445-447, 447.2, 448-455, 457, 460; 221/33, 34, 45, 46**

FIG. 1 is a bottom, left front perspective view of a combined clipboard and note paper dispenser showing our new design;

FIG. 2 is a front elevational view thereof;

FIG. 3 is a rear elevational view thereof;

FIG. 4 is a right side elevational view, the left side being a mirror image thereof;

FIG. 5 is a bottom plan view thereof; and,


FIG. 6 is a top plan view thereof.


Figures 2 through 6 have been drawn to an enlarged scale with respect to FIG. 1.

[56] **References Cited**



**U.S. PATENT DOCUMENTS**

D. 164,173	8/1951	Ives	.....	D19/88 X
D. 182,577	4/1958	Fleming	.....	D19/88



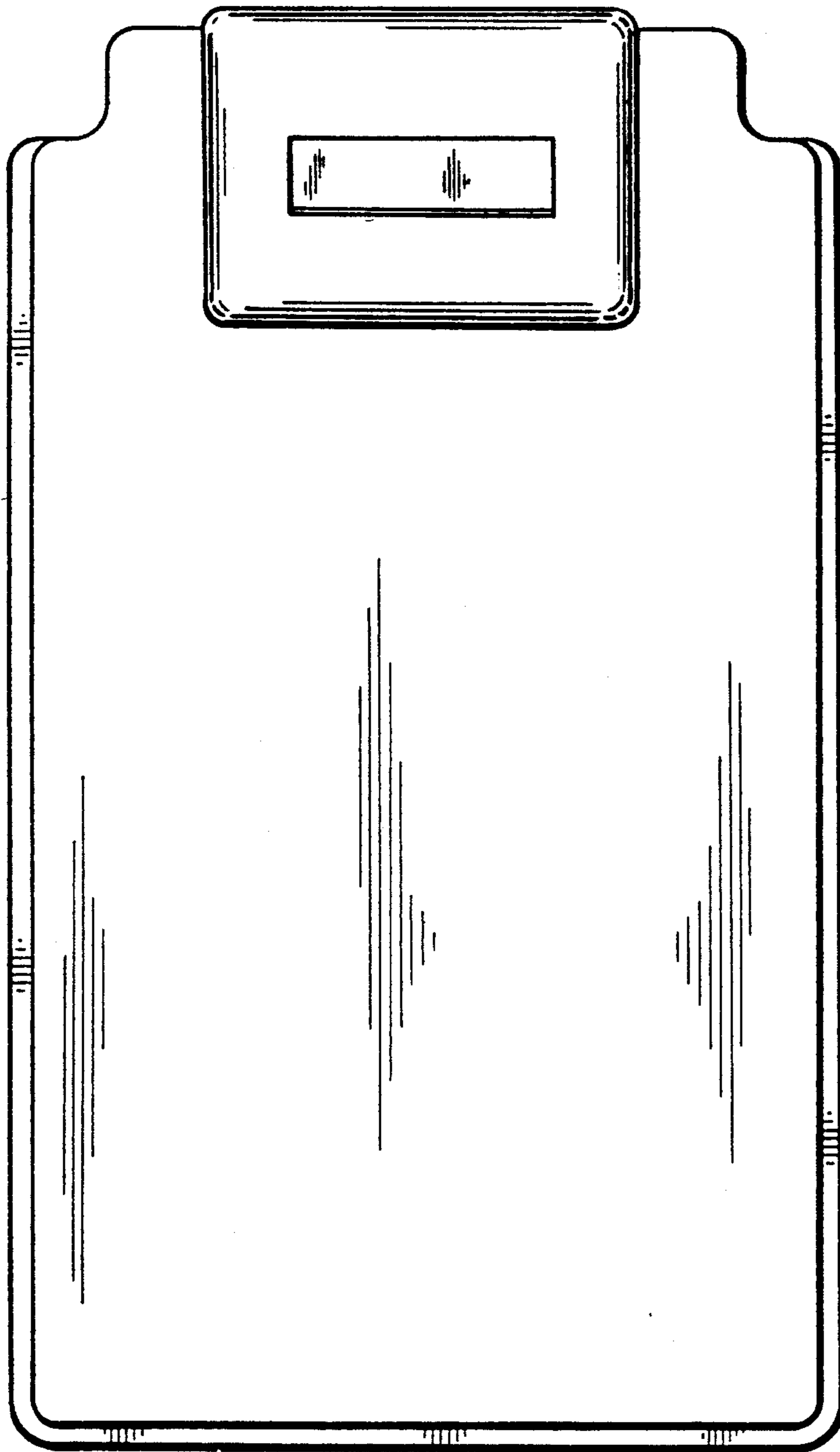


*Fig. 6*




*Fig. 5*

*Fig. 2*



*Fig. 4*



*Fig. 3*

