



US00D332103S

# United States Patent [19]

[11] Patent Number: **Des. 332,103**

Off et al.

[45] Date of Patent: **\*\* Dec. 29, 1992**

[54] **SEWING MACHINE FOOT PEDAL CONTROL MECHANISM**

D. 264,848	6/1982	Hanyu	.....	D15/72
D. 271,106	10/1983	Hanyu	.....	D15/72
558,716	4/1896	Bradley	.....	D15/72
2,482,550	9/1949	Koertge et al.	.....	D13/167
4,299,182	11/1981	Tanaka	.....	D15/72

[75] Inventors: **Joseph A. Off; Mahala G. Langford,**  
both of Raleigh, N.C.

[73] Assignee: **Textile/Clothing Technology Corporation,**  
Raleigh, N.C.

*Primary Examiner*—Bernard Ansher  
*Assistant Examiner*—Sandra Morris  
*Attorney, Agent, or Firm*—Bell, Seltzer, Park & Gibson

[\*\*] Term: **14 Years**

[57] **CLAIM**

[21] Appl. No.: **607,478**

The ornamental design for a sewing machine foot pedal control mechanism, as shown and described.

[22] Filed: **Nov. 1, 1990**

[52] U.S. Cl. .... **D15/72**

[58] Field of Search ..... **D15/66-78;**  
**D13/167; 74/512, 560, 561; 112/217.4, 275, 277**


**DESCRIPTION**

FIG. 1 is a top perspective view of a sewing machine foot pedal control mechanism, showing our new design; FIG. 2 is a top plan view thereof; FIG. 3 is a front elevational view thereof; FIG. 4 is a rear elevational view thereof; FIG. 5 is a left side elevational view thereof; FIG. 6 is a right side elevational view thereof; and, FIG. 7 is a cross-sectional view thereof, taken in the direction of arrows 7-7 of FIG. 2.

[56] **References Cited**

**U.S. PATENT DOCUMENTS**

D. 192,917	5/1962	Aymar	.....	D13/167
D. 237,112	10/1975	Current	.....	D15/72
D. 249,505	9/1978	Di Bonaventura	.....	D13/167
D. 260,524	9/1981	Satoh	.....	D15/72






FIG. 1.

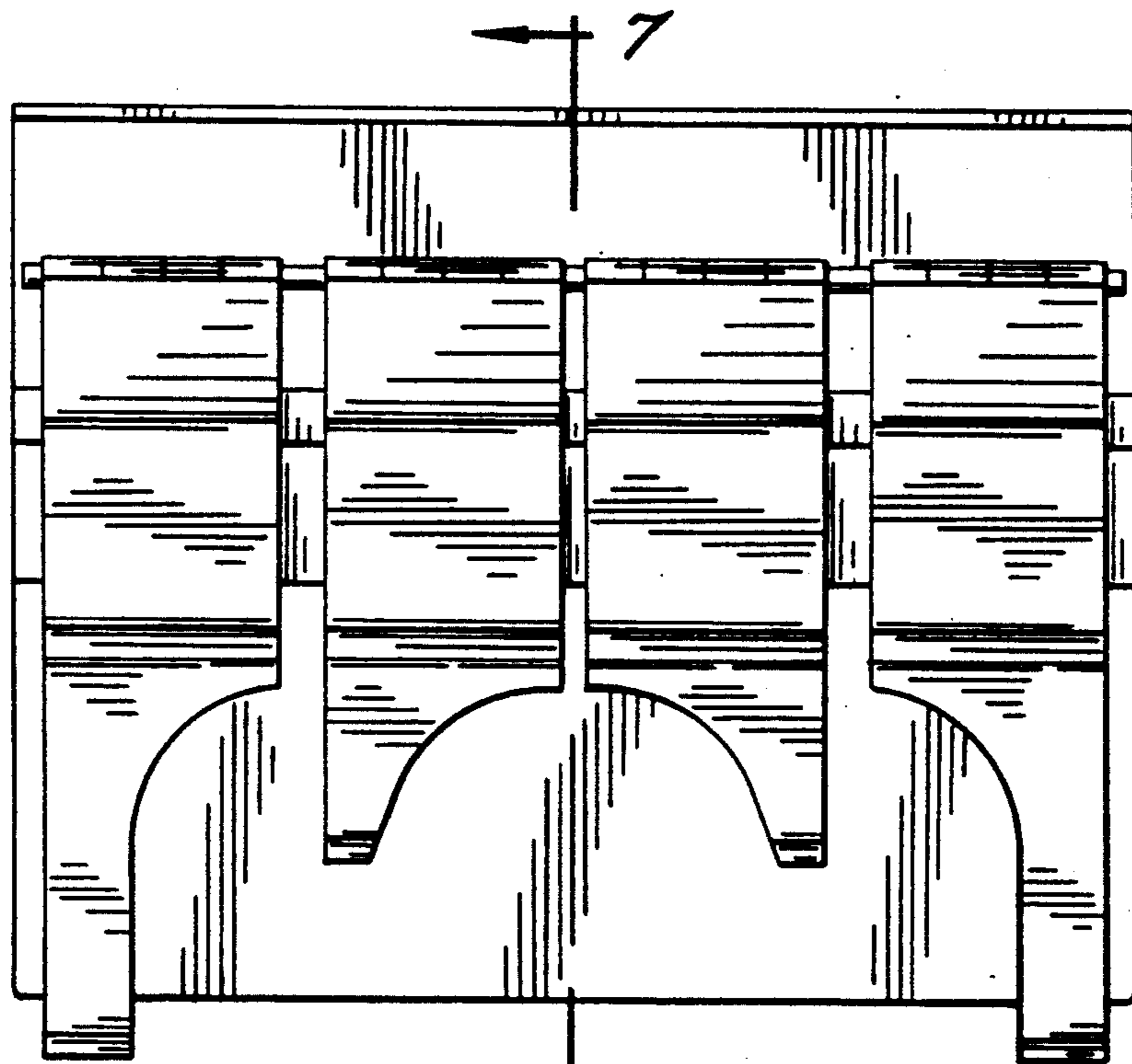


FIG. 2.


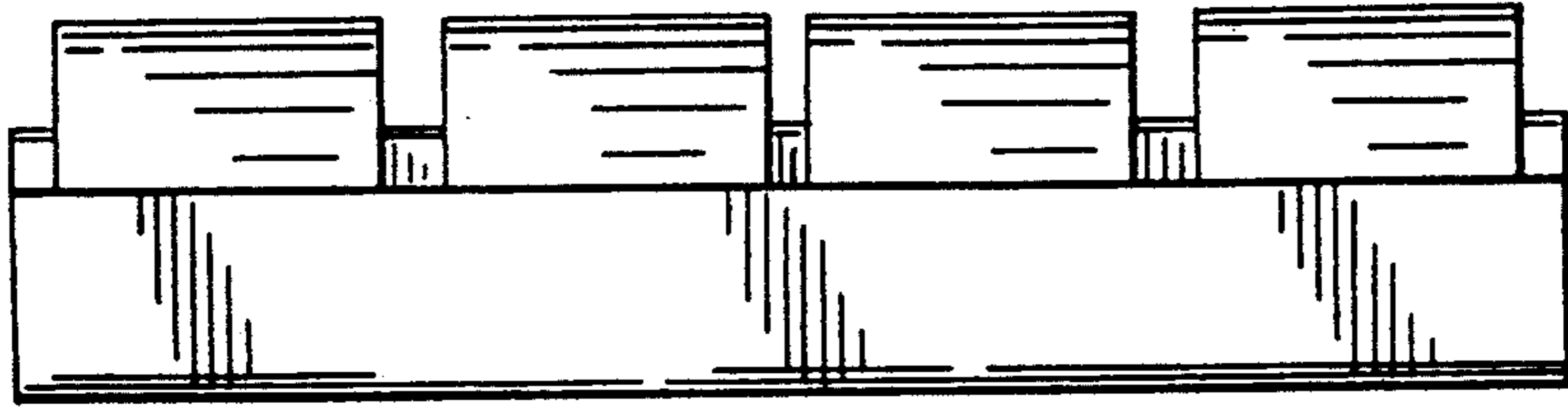
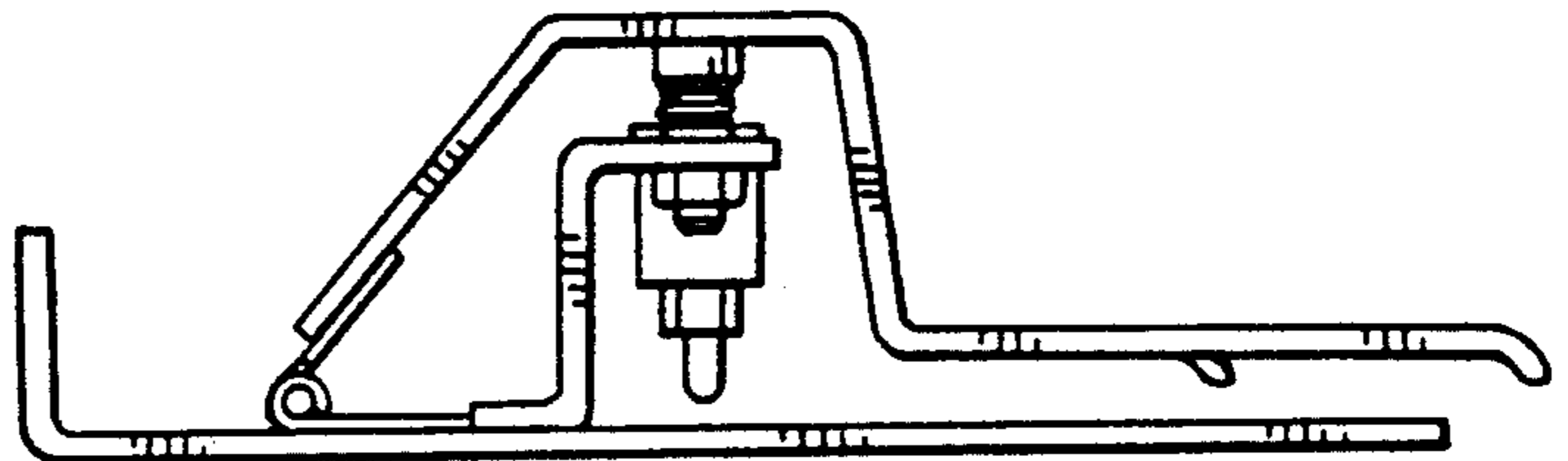


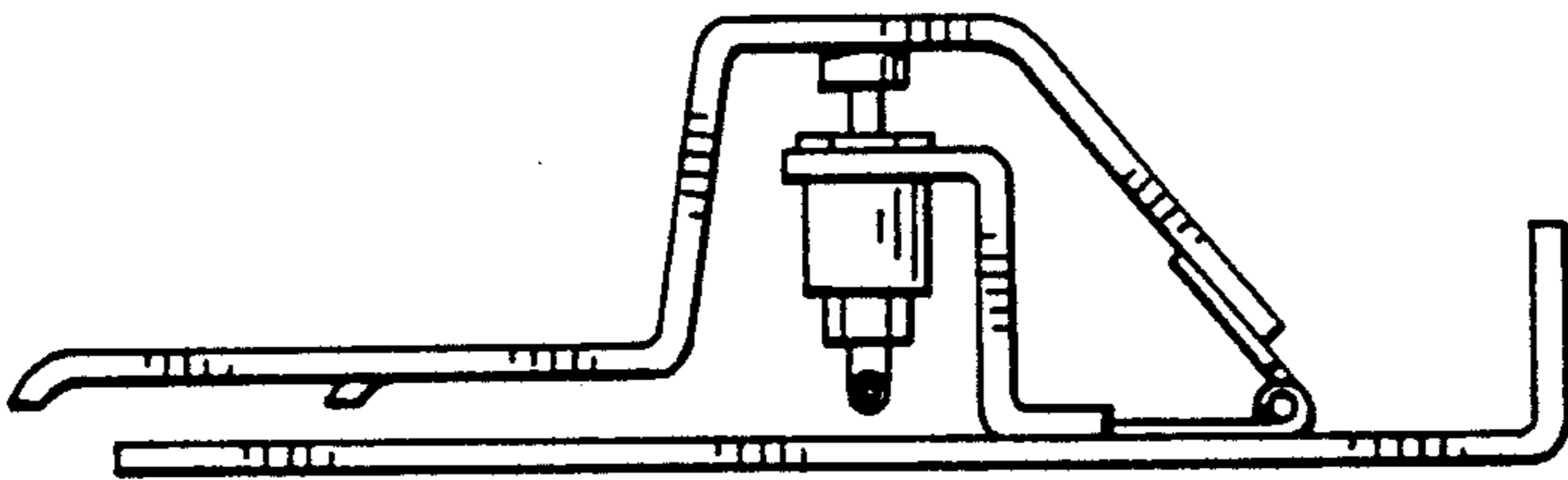
FIG. 3.



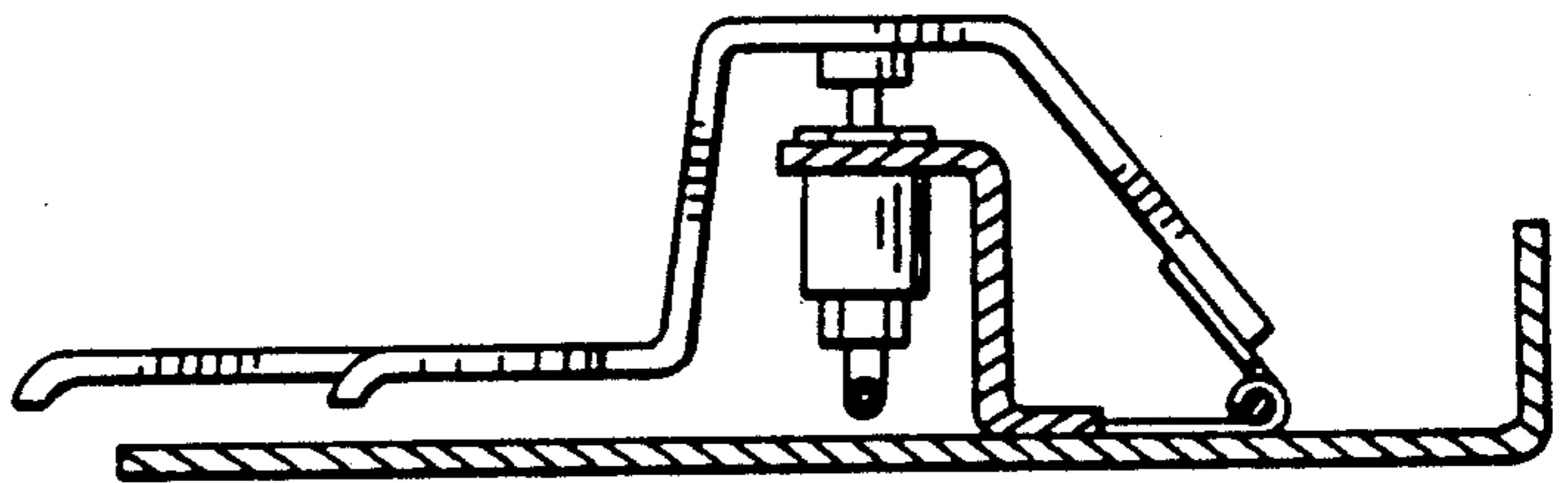
—FIG. 4.



—FIG. 5.



—FIG. 6.



—FIG. 7.