



US00D332081S

# United States Patent [19]

[11] Patent Number: Des. 332,081

Sieber

[45] Date of Patent: \*\* Dec. 29, 1992

## [54] DYNAMOELECTRIC MACHINE

[75] Inventor: Robert L. Sieber, Fort Wayne, Ind.

[73] Assignee: General Electric Company, Fort Wayne, Ind.

[\*\*] Term: 14 Years

[21] Appl. No.: 20,255

[22] Filed: Feb. 27, 1987

[52] U.S. Cl. .... D13/112

[58] Field of Search ..... D13/1, 2, 3; 310/89, 310/113, 47, 50, 166, 171

## [56] References Cited

### U.S. PATENT DOCUMENTS

D. 173,757	12/1954	Kerr	.....	D26/5
D. 173,758	12/1954	Kerr	.....	D26/5
D. 180,370	5/1957	Kerr	.....	D13/1 X
D. 181,142	10/1957	Grote	.....	D26/5
D. 190,584	6/1961	Hallenbeck et al.	.....	D26/5
D. 191,982	12/1961	Eisenhart	.....	D26/5
D. 194,505	2/1963	Picozzi et al.	.....	D26/5
D. 198,374	6/1964	Willits	.....	D26/5
D. 198,375	6/1964	Cunningham et al.	.....	D26/5
D. 207,401	4/1967	Andrews et al.	.....	D13/3
D. 210,213	2/1968	Tomkinson	.....	D26/5
D. 210,214	2/1968	Tomkinson	.....	D26/5
D. 213,626	3/1969	Tomkinson	.....	D26/5
D. 217,675	5/1970	Tomkinson	.....	D26/5
D. 236,005	7/1975	Baumann	.....	D13/3
D. 236,985	9/1975	Baumann	.....	D13/3
D. 245,498	8/1977	Andreas	.....	D13/1
D. 245,499	8/1977	Andreas	.....	D13/1
D. 268,022	2/1983	Lenz et al.	.....	D13/1

### OTHER PUBLICATIONS

Bulletin #GEM-2675C, Induction Motors-Frames 182-449, Types K, KS, KG, KGS and KR-Motors, Oct. 7, 1985.

Bulletin #GEM-2541E, Induction Motors-Frames 182-449, Types K, KS, KG, KGS and KR-Motors, Oct. 7, 1985.

Bulletin #GEM-2082, Horizontal Induction Motors--Frames 213-449, Types K, KS, KG, KGS and KR, Feb. 18, 1985.

Bulletin #GEM-2069B, Induction Motors-Frames

182-449, Types K, KS, KG, KGS and KR-Motors, Oct. 7, 1985.

Bulletin #GEM-2068A, Induction Motors-Frames 509-5011, Types K, KS, KG; KGS and KR-Motors, Feb. 18, 1985.

Brochure #GEA-11487A, One Part of Our Standard AC Motor Means the Rest Will Perform Beautifully, Feb. 1985.

Brochure #GED-6972, General Electric Quality in a New Line of Standard AC Motors, Feb. 1986.

Brochure #GEA-9894A, General Electric Tri/Clad ® 700 & Form G Farm Motors, Jun. 1978.

Brochure #GEA 10125C, General Electric Green Line Farm Duty Motors, Dec. 1978.

Brochure #GEP-335C, Tri/Clad ® 700 Line, Type K Teao Motors, Aluminum, Dec. 1979.

Brochure #GEP-335B, Tri/Clad ® 700, Type K Teao Motors, Nov. 1975.

Brochure #GEA-10071, General Electric Tri/Clad ® 700 Motors Nema 140 and 180 Frame Motors, Jul. 1975.

Brochure #GEA-10640, General Electric Epoxy Coated Aluminum Severe Duty Motors, May 1979.

Brochure #GEP-383B, General Electric Poultry Processing Serv-S-Line TM Motors, Jan. 1979.

Brochure #GEA-10080A, General Electric Drives for Heating and Cooling Equipment, Dec. 1975.

Brochure #GEA-10642, General Electric's New Severe Duty Motor Line, Sep. 1979.

Brochure #GEP-653, General Electric "C" Face End-shield and Brake Modification Kits, Mar. 1981.

Brochure #GEZ-6983, General Electric Motors for Farm Duty, Dec. 1978.

Brochure #GPM-601, 208-230/460 Volt 1.15 Service Factor Integral HP Motors, Jul. 1983.


Brochure #GER-3007, Design Considerations for the Use of Aluminum Alloys for Integral Horsepower Motors, Jun. 1980.

Brochure #GEA-10797, Why General Electric's High-Efficiency Motor Warranty Stands Above the Rest in Protecting Your Investment, Aug. 1980.

Brochure #GEA-10649, General Electric New Rolled Steel Shell Motor, Jan. 1980.

Brochure #GEA 10077, General Electric Drives for Farm Equipment, Sep. 1974.

Brochure #GEA-8859, Tri/Clad ® 700 Line Type KL Hydraulic Elevator Motors, Jan. 1972.



Brochure #GEA-9713, The High-Horsepower Aluminum Alloy Motors That Put Cast Iron in its Place, Apr. 1980.

Brochure #GEA-8089, Some Facts About Tri/Clad 700 L Aluminum Frame Motor Construction, Mar. 1965.

Brochure #GEP-1087D, Tri/Clad® 700 Line AC Motor Buyer's Guide, May 1978.

Brochure entitled "Complete Line of General Electric Motors Offers You . . .", May 1975.

Brochure #GEA-10796, Energy Saver Motors, Sep. 1980.

Brochure #GEC-1049F 1-200 HP Tri/Clad® Motor Catalog, Dec. 1967.

Brochure #GEZ-7110, Stock on Hand, Sep.-Oct. 1980.

Brochure #GEZ-7183, Stock on Hand Summer 1981.

Brochure #GEP-614, General Electric Form G5 Totally-Enclosed, Fan-Cooled Motors, Aug. 1978.

Brochure #GEC-1599, Textile Motors, Tri/Clad® 700 Line, Dec. 1966.

Brochure #GEA-10493, General Electric Tri/Clad® 700 Energy Saver Aluminum Severe Duty Motors, Oct. 1978.

Brochure #GEA-9791A, Motors-Combining Proven Design Features and Modern Materials, Dec. 1975.

Brochure #GEA-8487E, Motors-Fix'em or Fling'em, Apr. 1973.

Brochure #GED-6620, Look Into General Electric Commercial and Industrial AC Motors, Jul. 1974.

Brochure #GEA-10347 A, Get Your Motor's Worth With General Electric Performance Designed Large AC Motors, Oct. 1980.

Brochure #GEA-8684, Discover Hidden Values in Custom 8000® Induction and Synchronous Motors 250 HP and Larger, Mar. 1974.

*Primary Examiner*—Wallace R. Burke

*Assistant Examiner*—Joel Sincavage

*Attorney, Agent, or Firm*—Ralph E. Krisher, Jr.

[57]

#### CLAIM

#### DESCRIPTION

FIG. 1 is a perspective view of a dynamoelectric machine showing my new design;

FIG. 2 is a left side elevational view thereof;

FIG. 3 is a right side elevational view thereof;

FIG. 4 is a front end elevational view thereof;

FIG. 5 is a rear end elevational view thereof;

FIG. 6 is a top plan view thereof;

FIG. 7 is a bottom plan view thereof;

FIG. 8 is a perspective view of a dynamoelectric machine showing a second embodiment of my new design;

FIG. 9 is a right side elevational view thereof;

FIG. 10 is a left side elevational view thereof;

FIG. 11 is a front end elevational view thereof;

FIG. 12 is a rear end elevational view thereof;

FIG. 13 is a top plan view thereof; and,

FIG. 14 is a bottom plan view thereof.




FIG. 1




FIG. 2

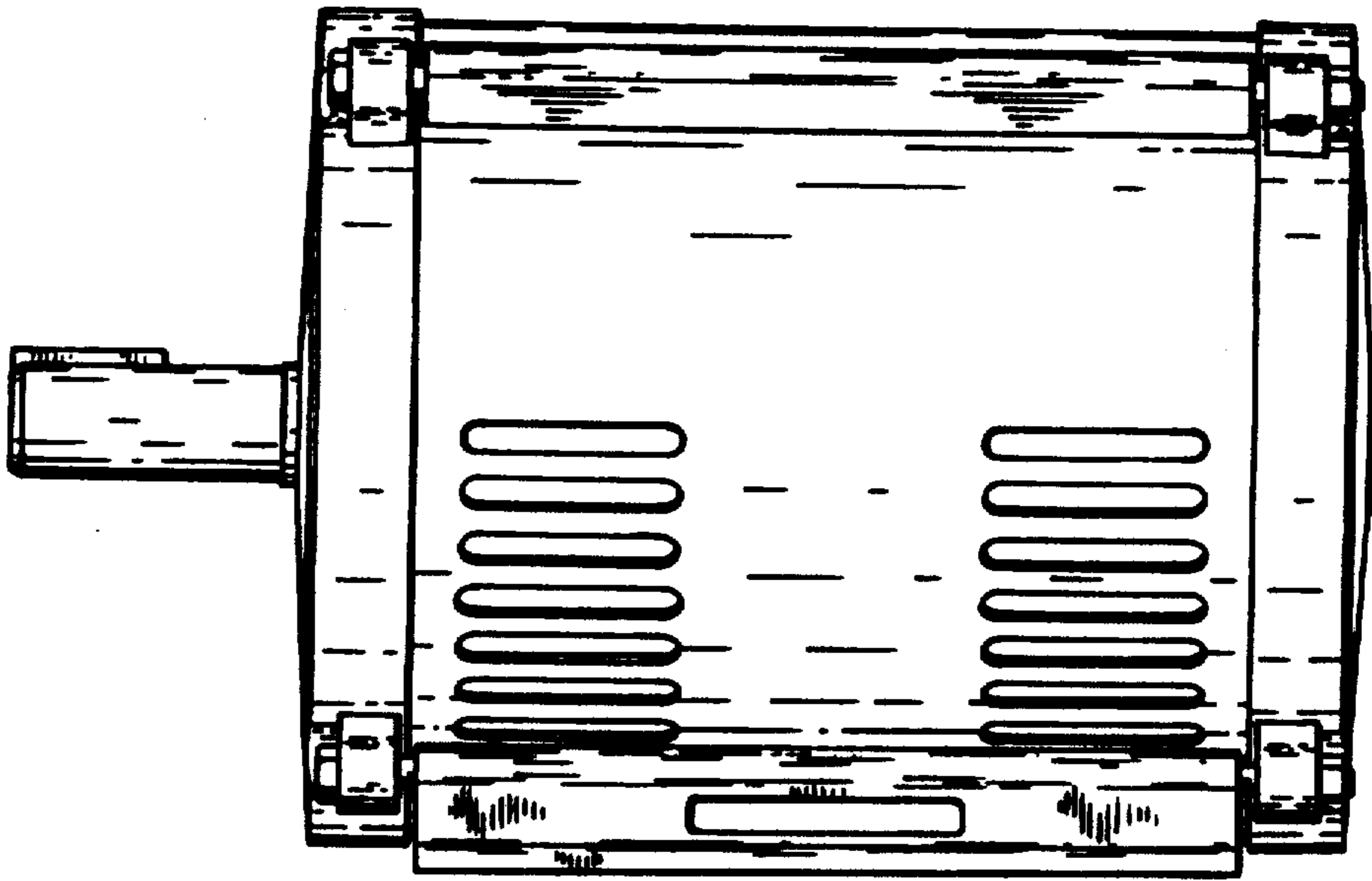


FIG. 3

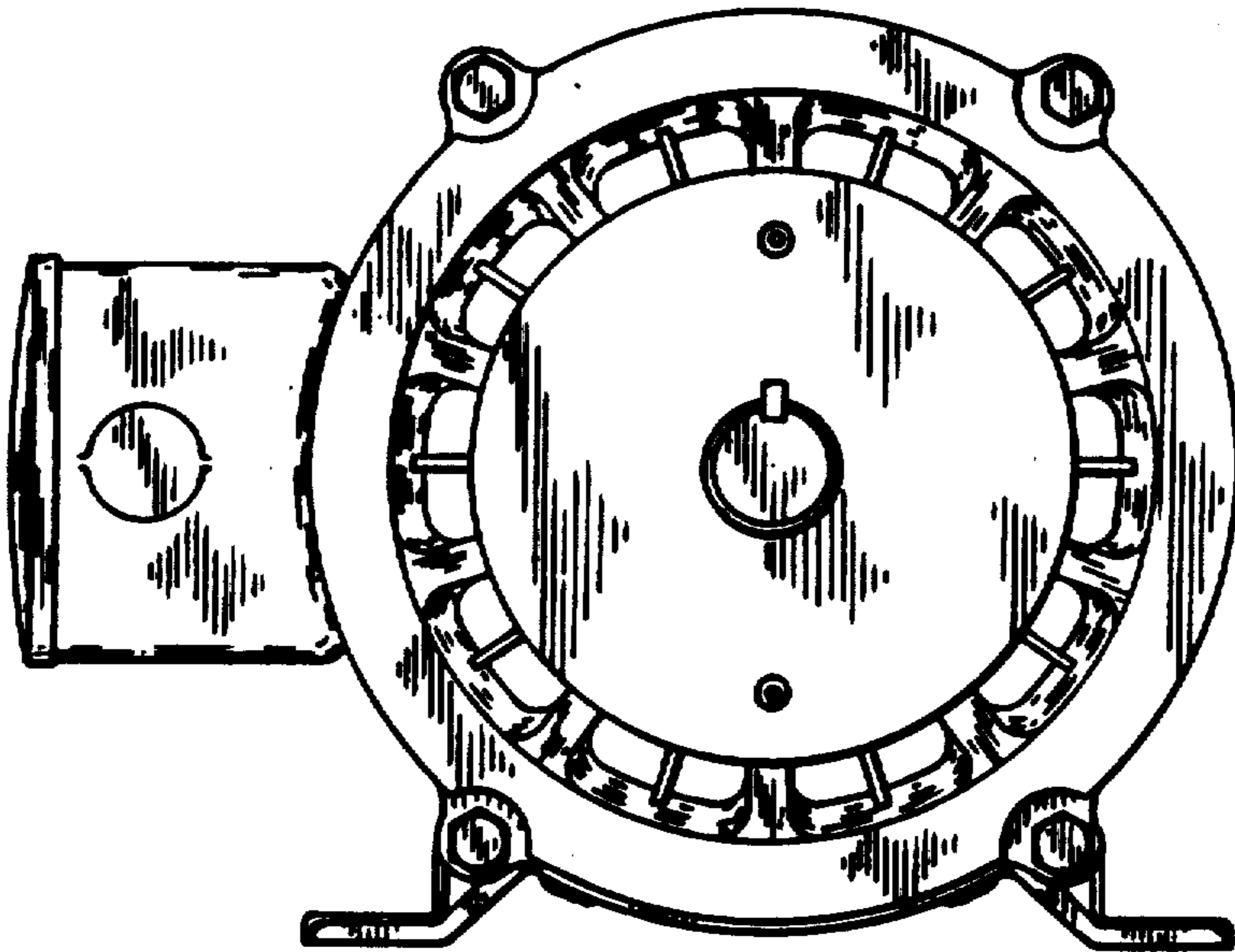


FIG. 4

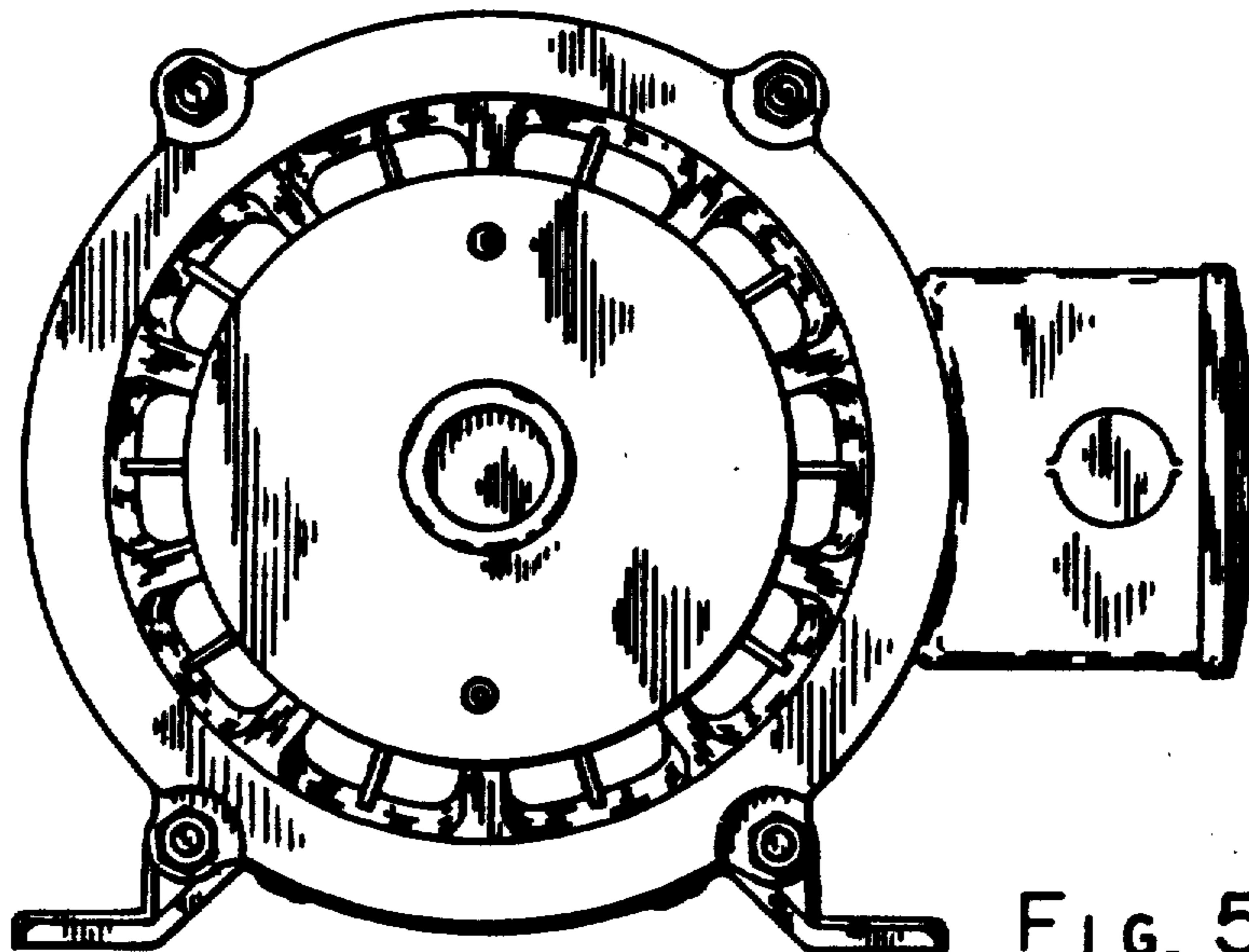


FIG. 5

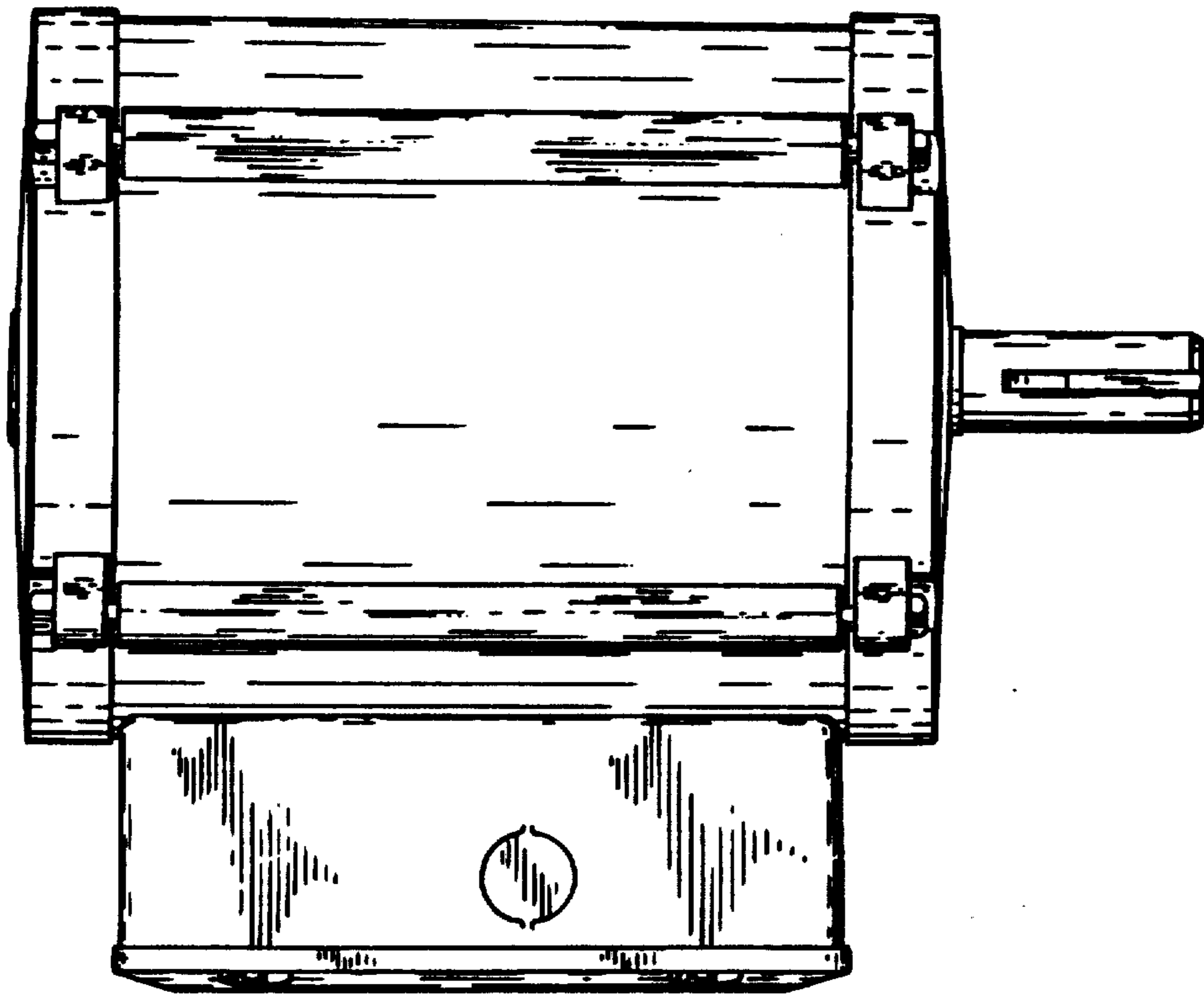


FIG. 6

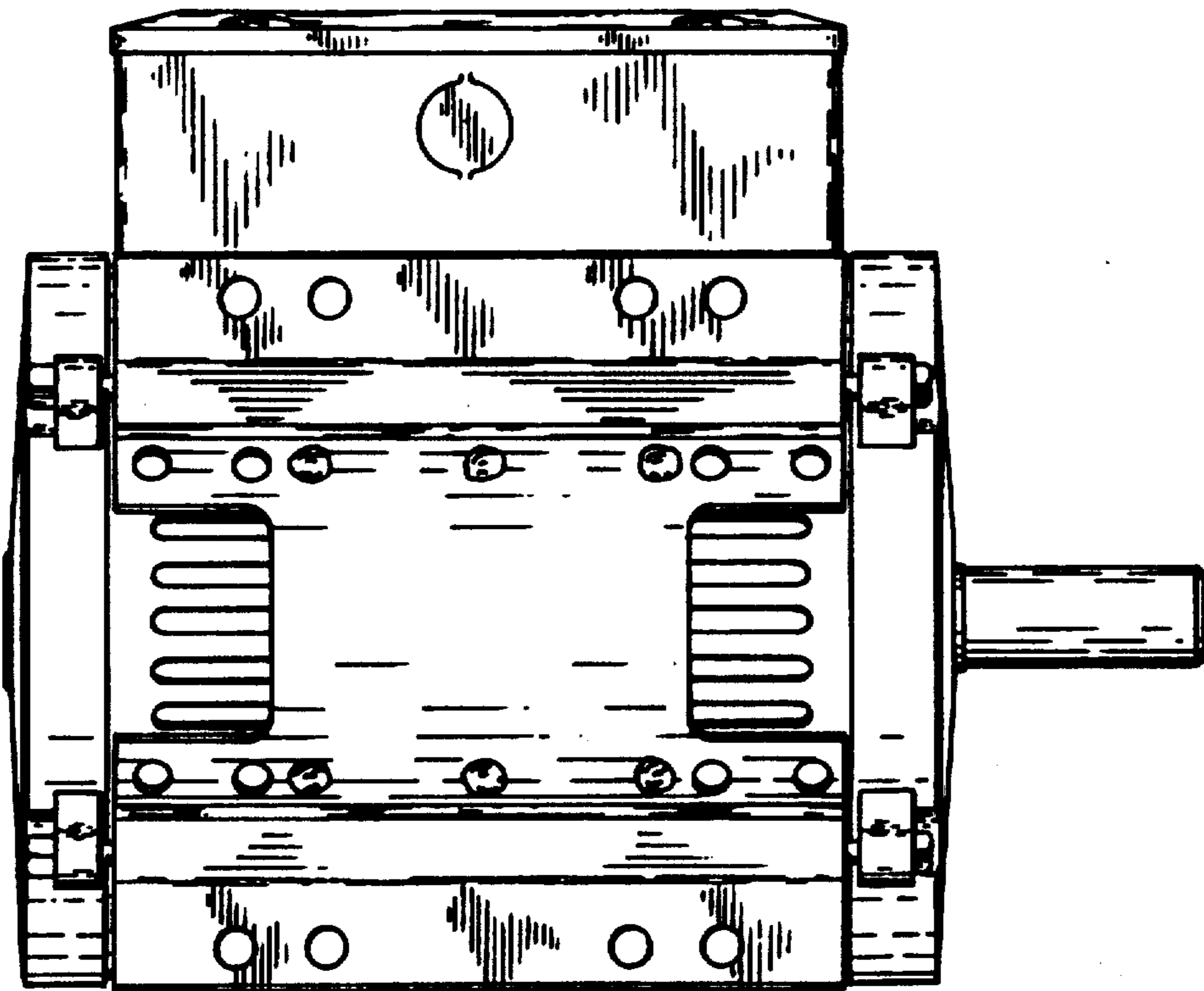


FIG. 7




FIG. 8




FIG. 9

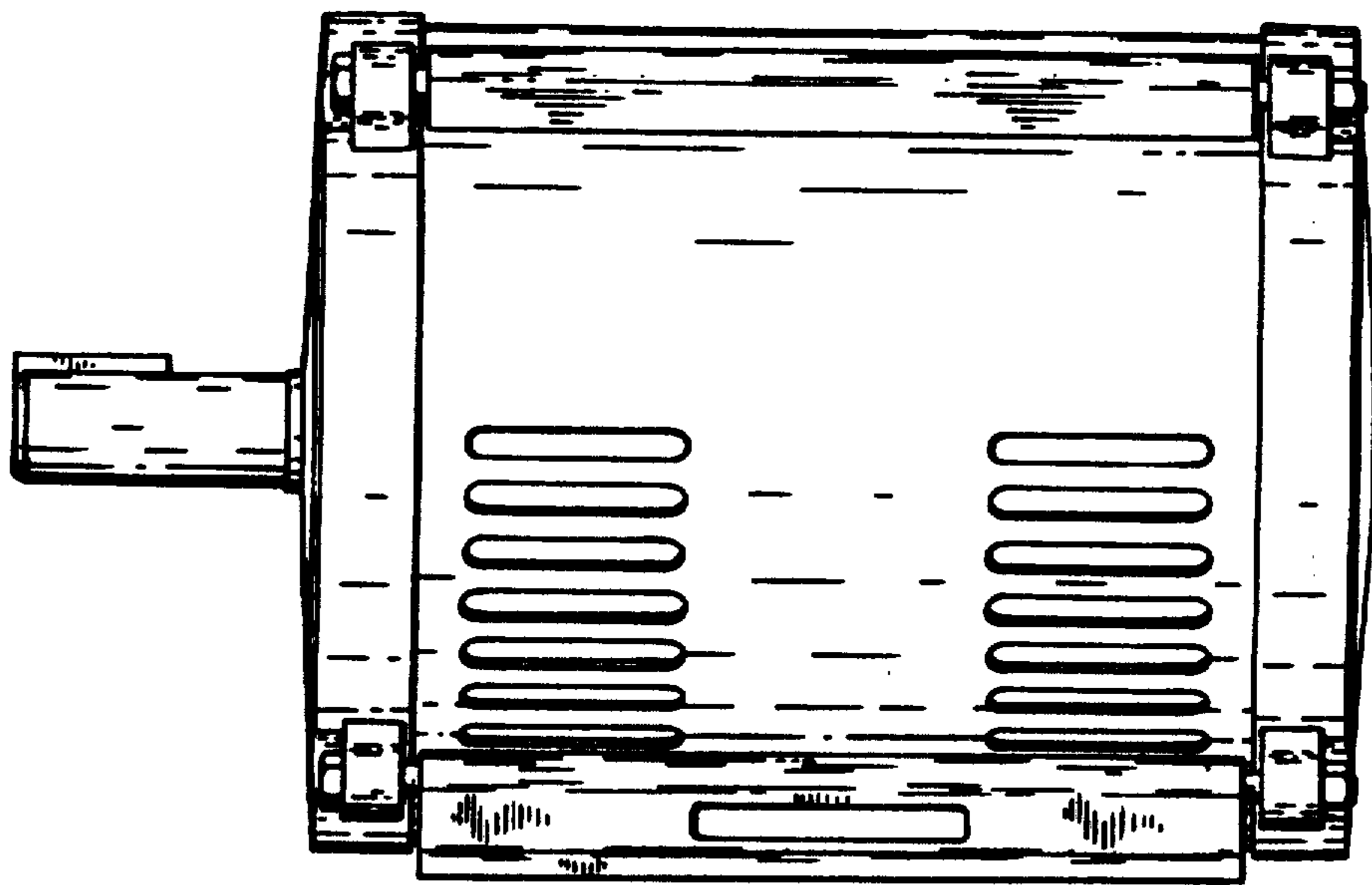


FIG. 10

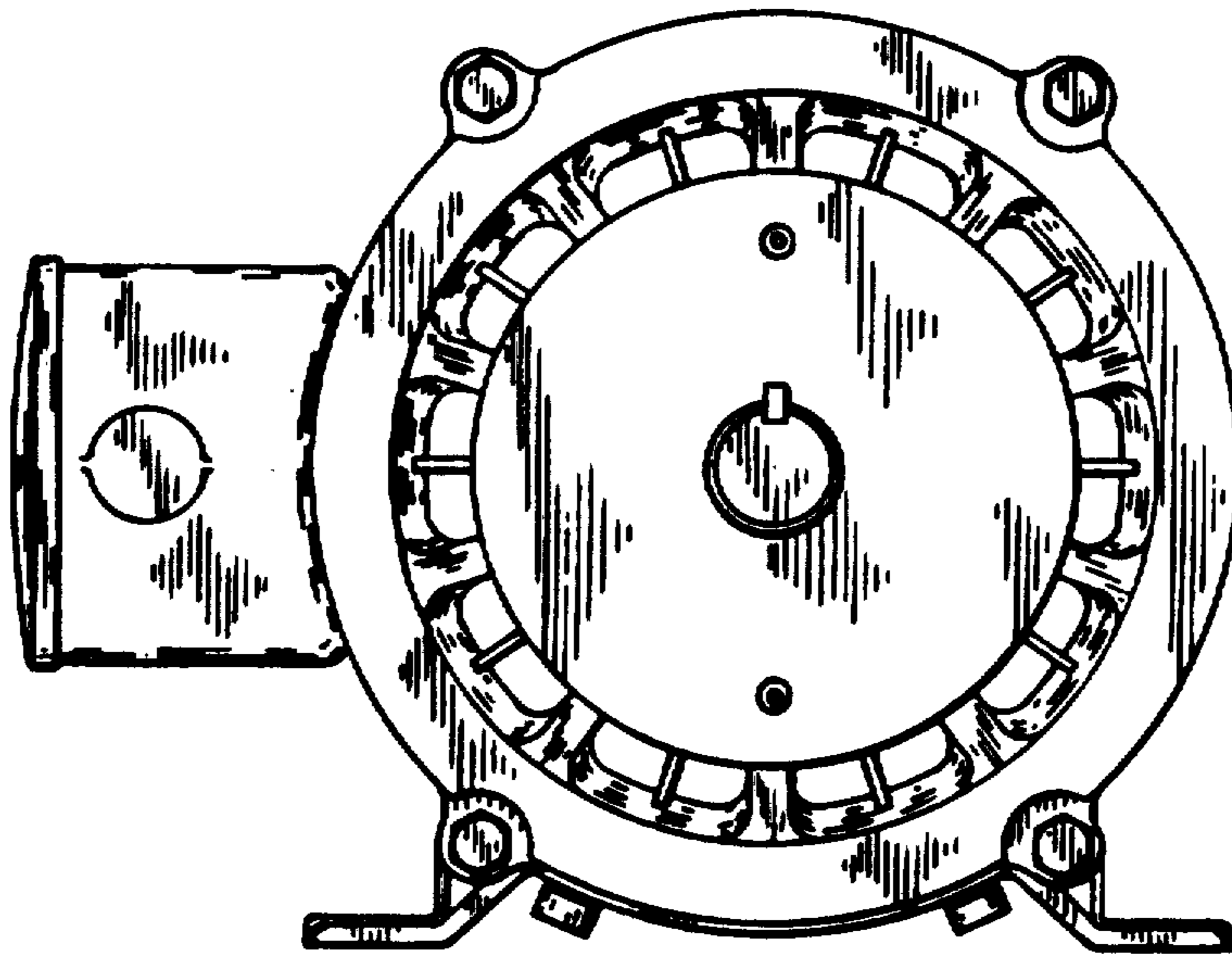


FIG. 11

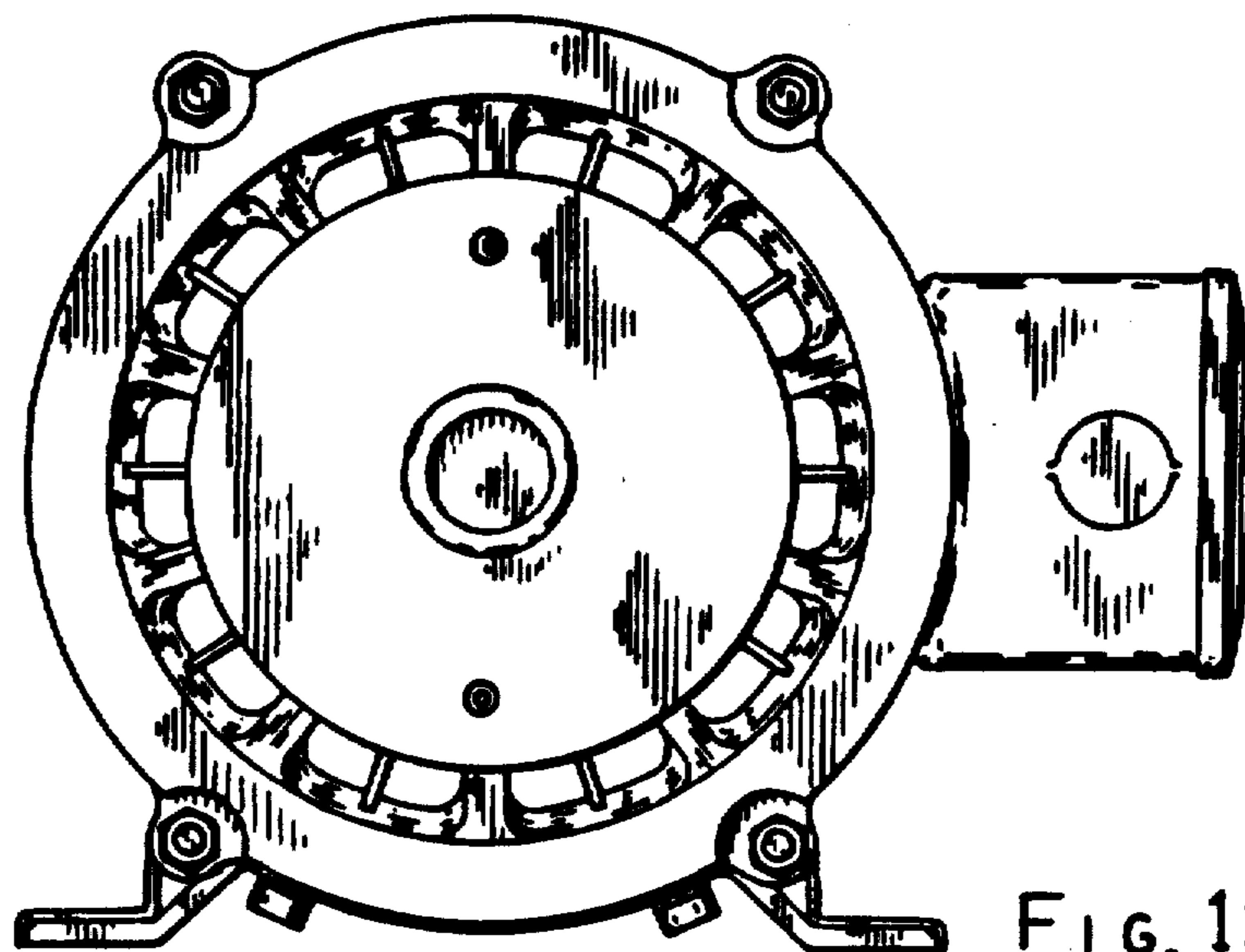


FIG. 12

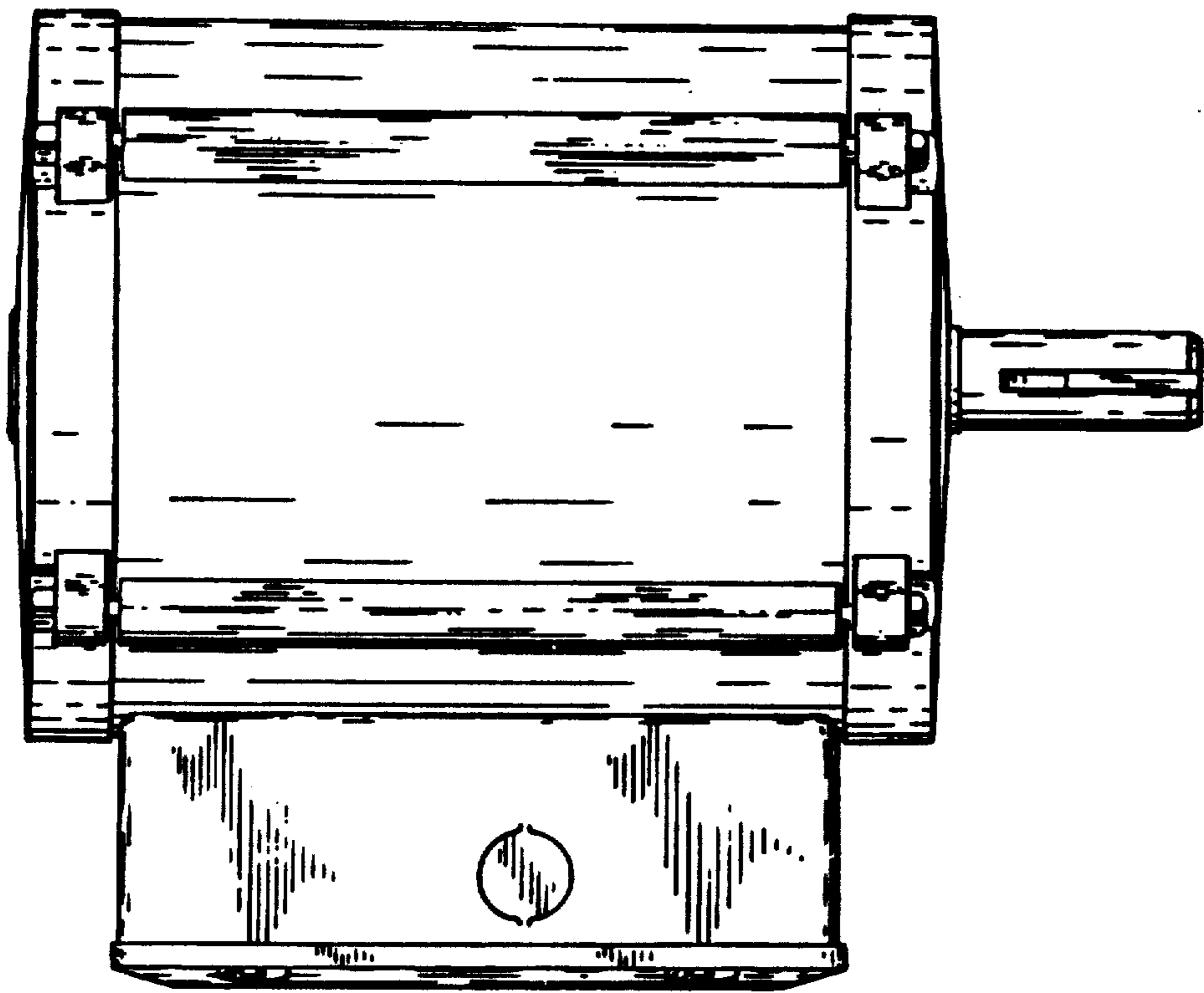


FIG. 13

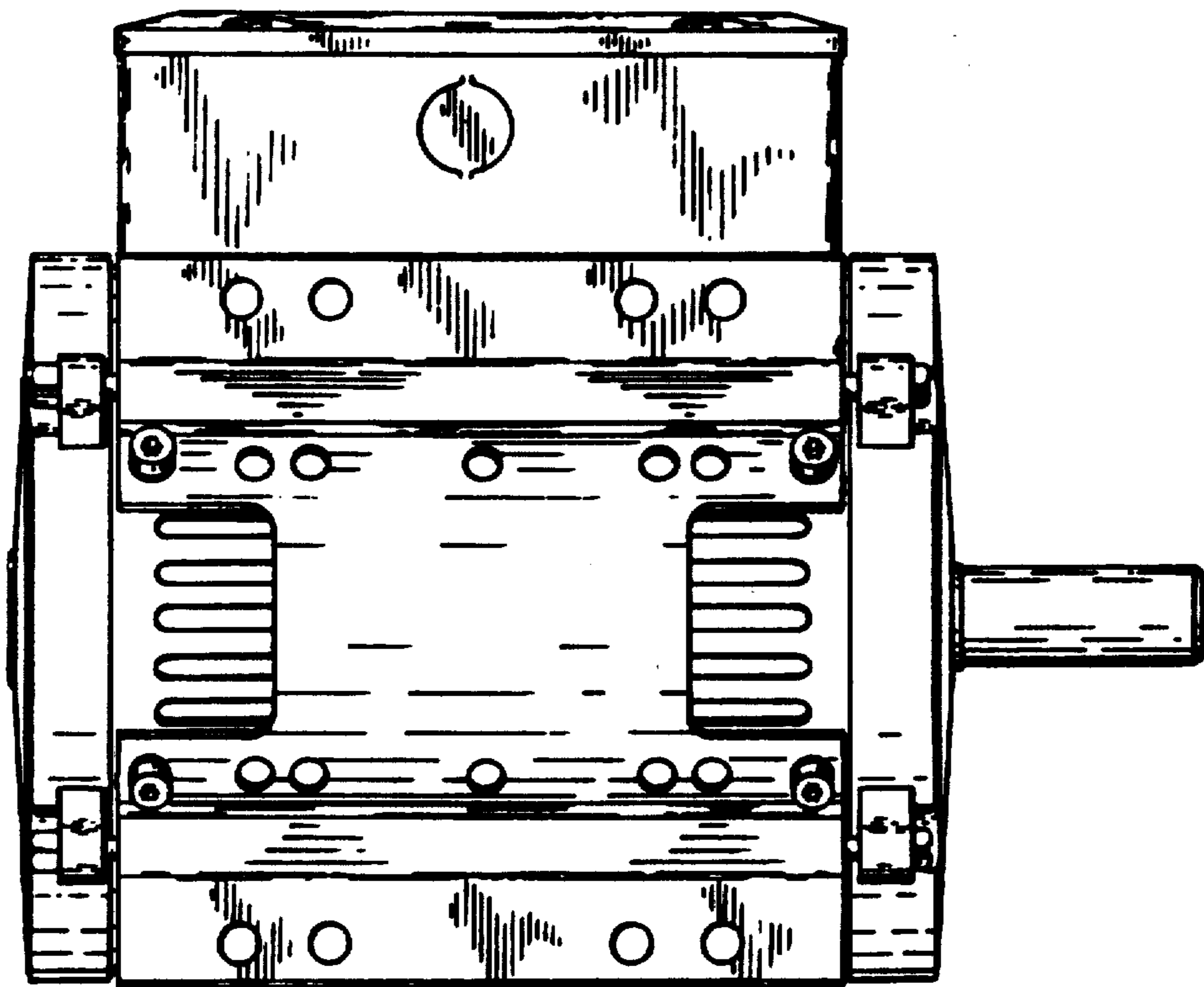


FIG. 14