



US00D332073S

United States Patent [19]

[11] Patent Number: Des. 332,073

Hasegawa

[45] Date of Patent: ** Dec. 29, 1992

[54] AUTOMOBILE TIRE

[75] Inventor: Hirotugu Hasegawa, Hyogo, Japan

[73] Assignee: Sumitomo Rubber Industries, Ltd., Hyogo, Japan

[**] Term: 14 Years

[21] Appl. No.: 363,109

[22] Filed: Jun. 8, 1989

[30] Foreign Application Priority Data

Dec. 9, 1988 [JP] Japan 63-48313

[52] U.S. Cl. D12/147

[58] Field of Search D12/136, 137, 140, 145-148; 152/209 R, 209 D

[56] References Cited

U.S. PATENT DOCUMENTS

- D. 61,155 7/1922 Frank D12/146
- D. 63,313 11/1923 Paull D12/146
- D. 106,565 10/1937 Hardeman et al. D12/145
- 3,286,756 11/1966 Ellenrieder et al. 152/209 A

FOREIGN PATENT DOCUMENTS

- 1159345 12/1983 Canada 152/209 A
- 148721 7/1985 European Pat. Off. 152/209 A

OTHER PUBLICATIONS

1988 Tread Design Guide, p. 81, Visa VX 60 Tire,

second row down from top & second tire in from right side of page.

Tire Review, Mar. 1988, p. 3, General Tire No. ①, bottom center of page.

Tire Review, May 1988, p. 44, SP Sport D40 M2 Tire, bottom left side of page.

"Continental Sport Contact CZ91 (P) B-TL-R-SB-R-P-45-50-55-M-RD." 1989 *Tread Design Guide*, A Bennett Garfield Publication, p. 22.

Primary Examiner—James M. Gandy

Attorney, Agent, or Firm—Birch, Stewart, Kolasch & Birch

[57] CLAIM

The ornamental design for an automobile tire, as shown and described.

DESCRIPTION

FIG. 1 is a perspective view of an automobile tire showing my new design, it being understood that the tread design is repeated uniformly throughout the circumference of the tire and the opposite side is the same as that shown;

FIG. 2 is a front elevational view thereof;

FIG. 3 is a rear elevational view thereof;

FIG. 4 is a side elevational view of one side thereof; and,

FIG. 5 is an enlarged fragmentary front elevational view thereof.



FIG. 1



FIG. 2

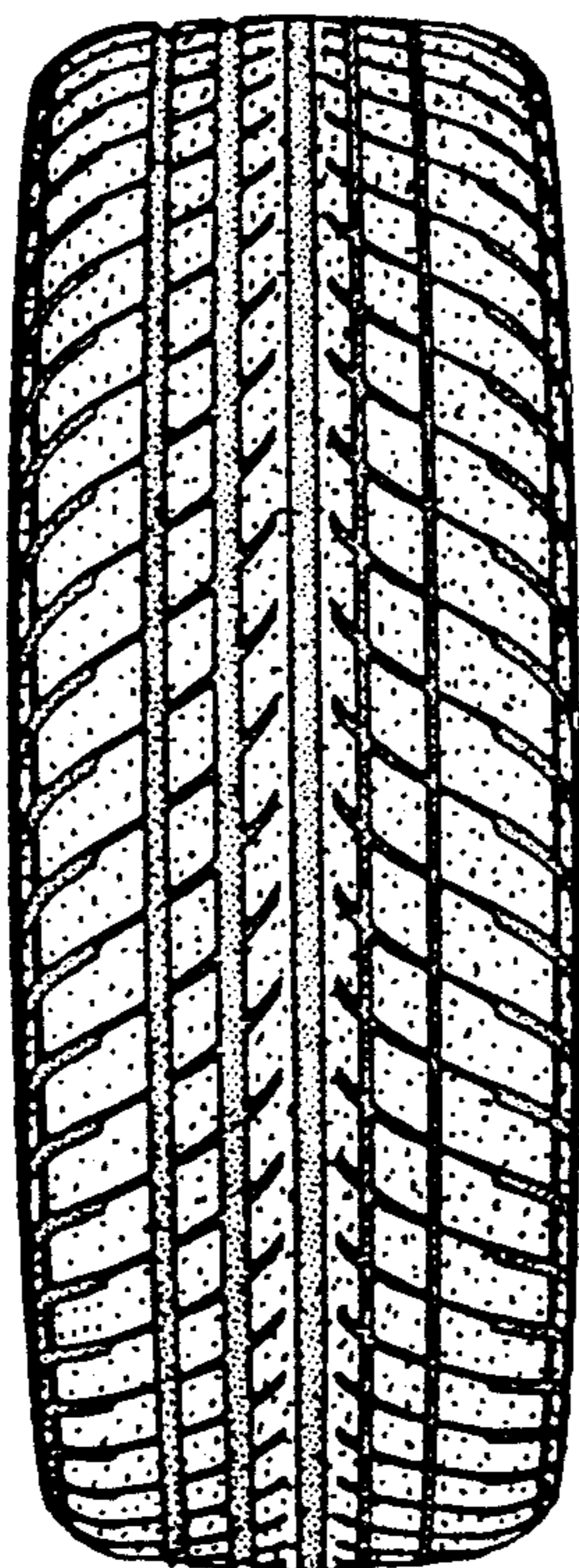


FIG. 3




FIG. 4




FIG. 5

