



US00D332072S

# United States Patent [19]

[11] Patent Number: Des. 332,072

Shirlin et al.

[45] Date of Patent: \*\* Dec. 29, 1992

[54] **EXTERIOR TRIM FOR THE BED OF A PICKUP TRUCK**

[76] Inventors: **Jack W. Shirlin**, 31706 Sheridan, Garden City, Mich. 48135; **Robert T. Kaiser**, 32916 Avondale, Westland, Mich. 48185

[\*\*] Term: **14 Years**

[21] Appl. No.: **534,424**

[22] Filed: **Jun. 7, 1990**

[52] U.S. Cl. .... **D12/98; D12/156; D12/190**

[58] Field of Search ..... **D12/156, 181, 190, 98; 296/10, 26, 99.1, 102, 180.1**

[56] **References Cited**

**U.S. PATENT DOCUMENTS**

- D. 305,633 1/1990 Kinesley ..... D12/156
- D. 306,848 3/1990 Macor ..... D12/156
- D. 314,545 2/1991 Hutchins ..... D12/156

**OTHER PUBLICATIONS**

J. C. Whitney Catalog No. 515J, p. 11, Headache Rack

& Matching Side Rails for Pickups, bottom right side of page.

*Primary Examiner*—James M. Gandy  
*Attorney, Agent, or Firm*—Harness, Dickey & Pierce

[57] **CLAIM**

The ornamental design for exterior trim for the bed of a pickup truck, as shown and described.

**DESCRIPTION**

FIG. 1 is a rear and side perspective view of the exterior trim for the bed of a pickup truck showing our new design, it being understood that the broken lines showing a pickup truck are for illustrative purposes only and form no part of the claimed design;


FIG. 2 is an enlarged side elevational view thereof, the opposite side being a mirror image of that shown;

FIG. 3 is an enlarged rear elevational view thereof;

FIG. 4 is an enlarged front elevational view thereof;

FIG. 5 is an enlarged top plan view thereof; and,

FIG. 6 is a top, front and side perspective view thereof.






Fig-1

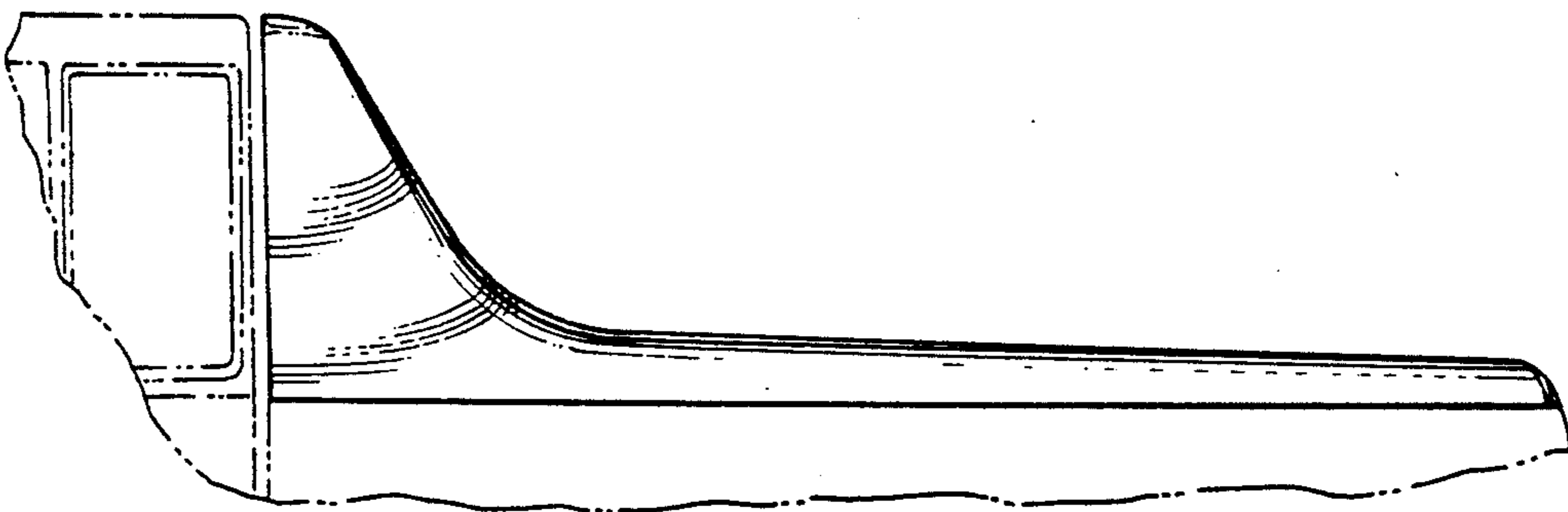


Fig-2




Fig-3

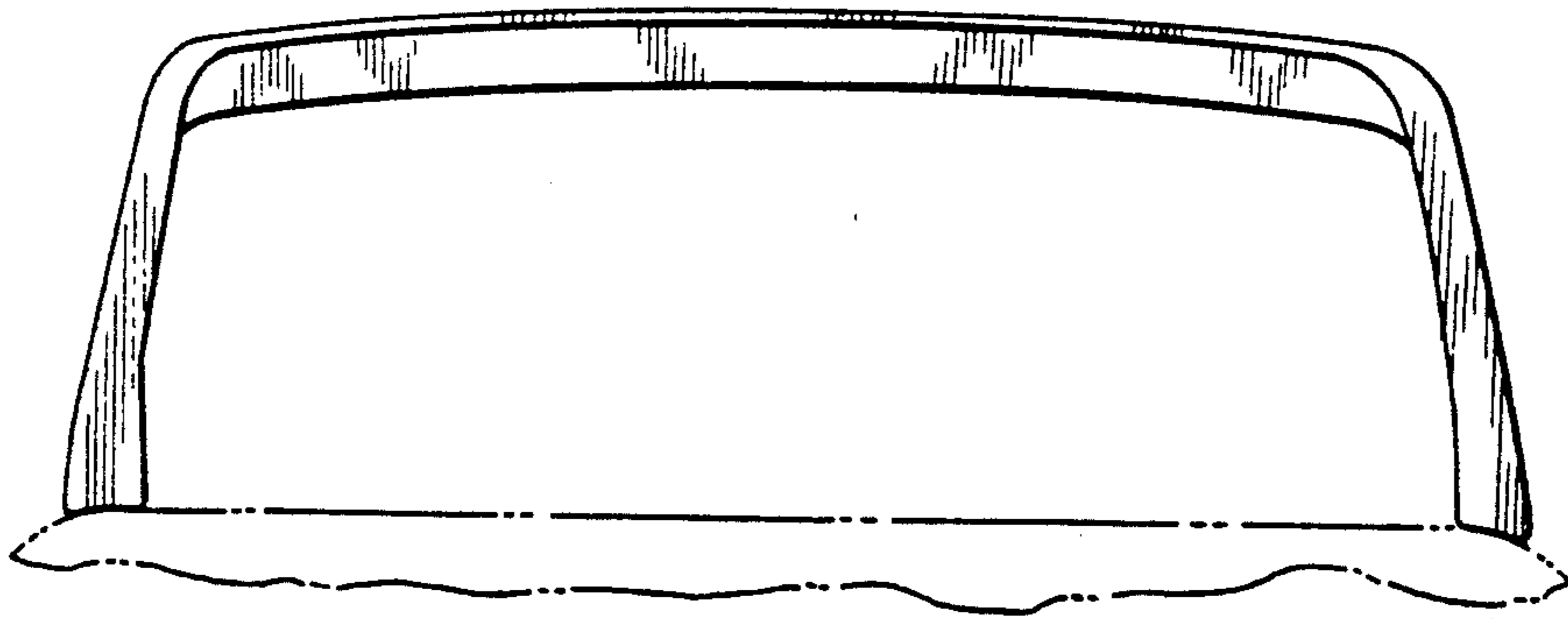


Fig-4

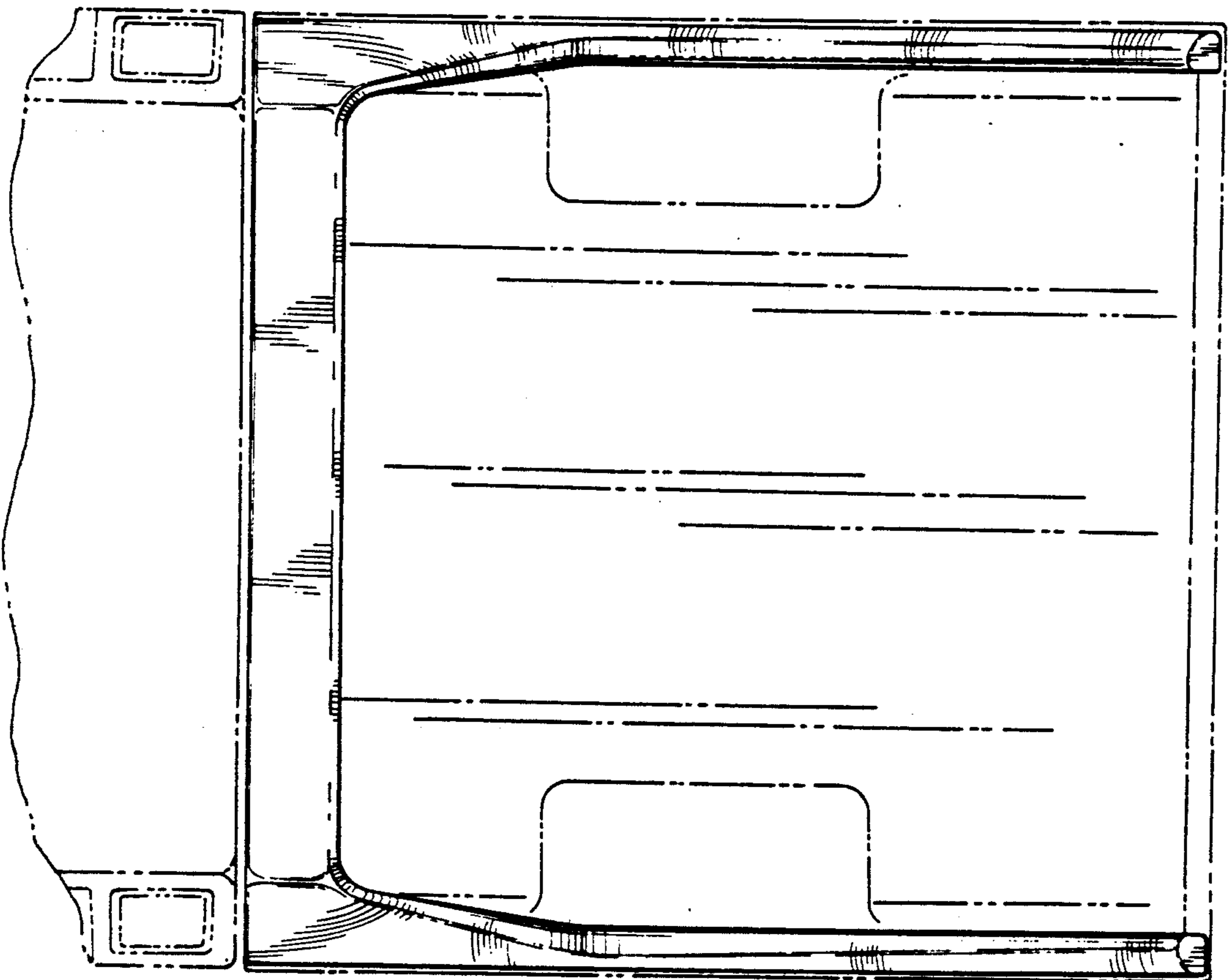


Fig-5

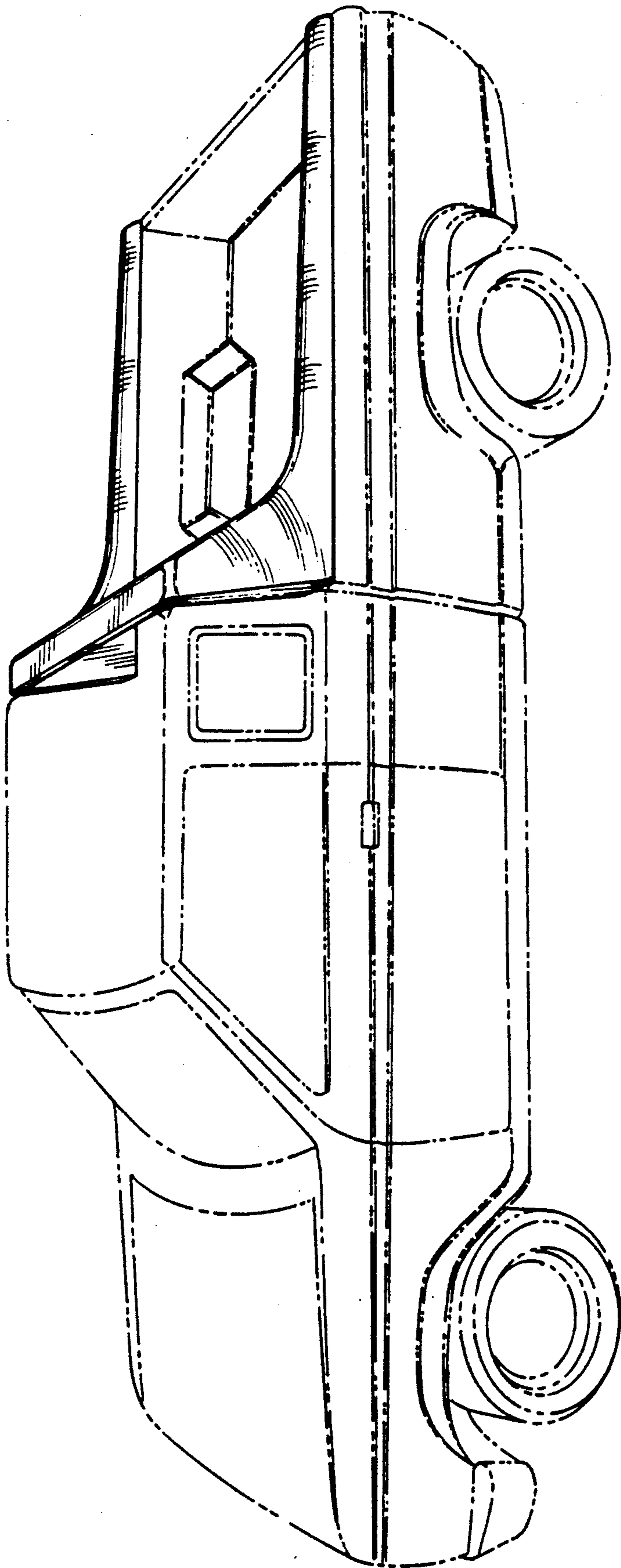


Fig - 6