



US00D332068S

# United States Patent [19]

[11] Patent Number: **Des. 332,068**

**Cheng**

[45] Date of Patent: **\*\* Dec. 29, 1992**

[54] **BADGE**

2,885,804 5/1959 Michael ..... D11/95  
5,031,344 7/1991 Goroza ..... 40/1.5

[76] Inventor: **Peter S. C. Cheng, 5 Ross Street,  
Toronto, Ontario, Canada, M5T 1Z8**

*Primary Examiner*—Louis S. Zarfes

*Assistant Examiner*—R. Seify

*Attorney, Agent, or Firm*—Kirschstein, Ottinger, Israel  
& Schiffmiller

[\*\*] Term: **14 Years**

[21] Appl. No.: **712,654**

### [57] CLAIM

[22] Filed: **Jun. 10, 1991**

The ornamental design for a badge, as shown and de-  
scribed.

[52] U.S. Cl. .... **D11/95; D11/96**

[58] Field of Search ..... D11/1, 2, 40-46,  
D11/66, 74, 75, 79, 95-99, 108-116, 170;  
D5/63-65; 63/1.1, 2, 20; D20/11, 22, 27; 40/1,  
1.5, 1.6, 299

### DESCRIPTION

FIG. 1 is a front elevational view of a badge showing  
my new design;

FIG. 2 is a top plan view thereof, the bottom plan view  
being a mirror image;

FIG. 3 is a right side elevational view thereof, the left  
side elevational view being a mirror image; and,

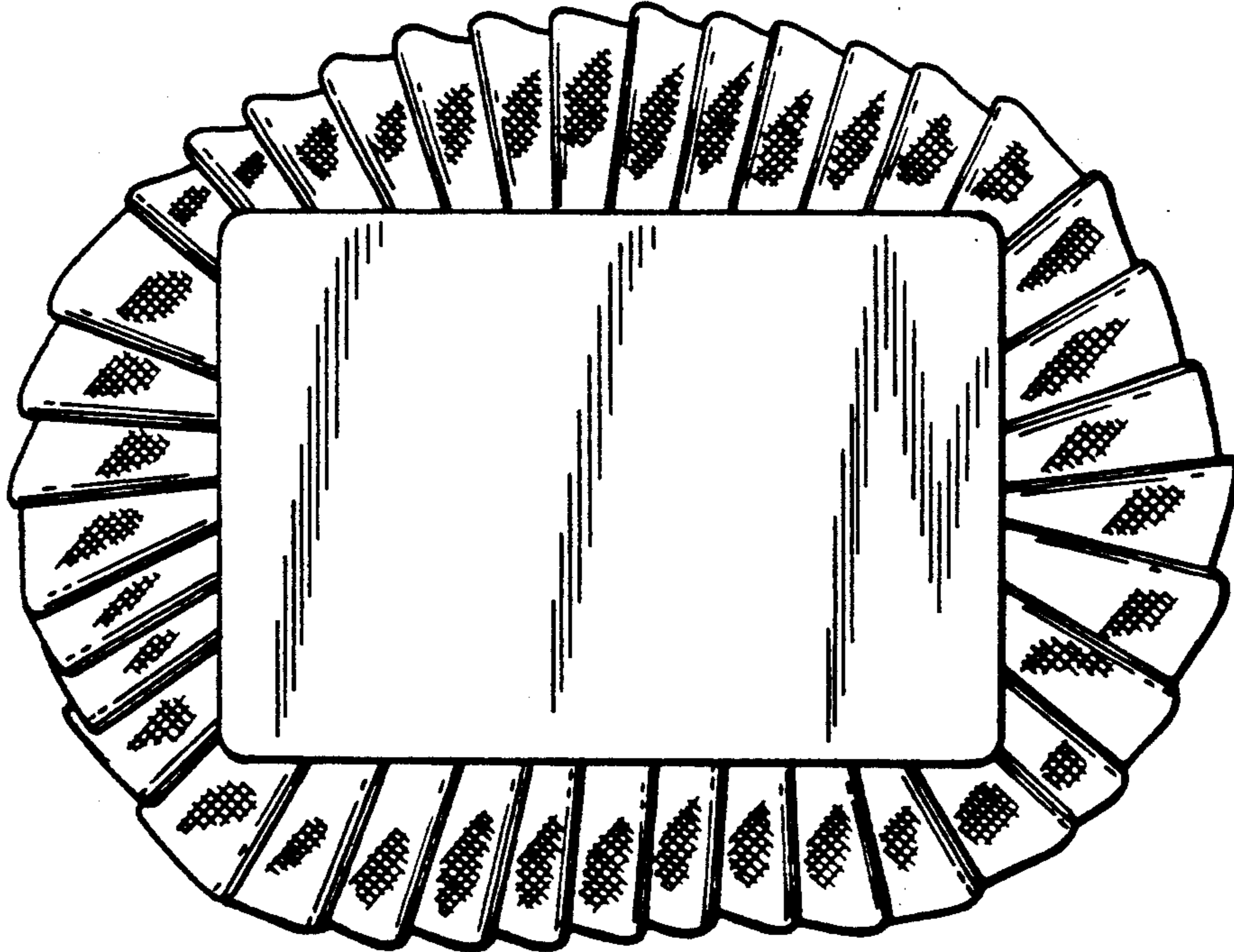
FIG. 4 is a rear elevational view thereof.

The broken line showing of a mounting pin, in FIGS.  
2-4, is for illustrative purposes only and forms no part  
of the claimed design.

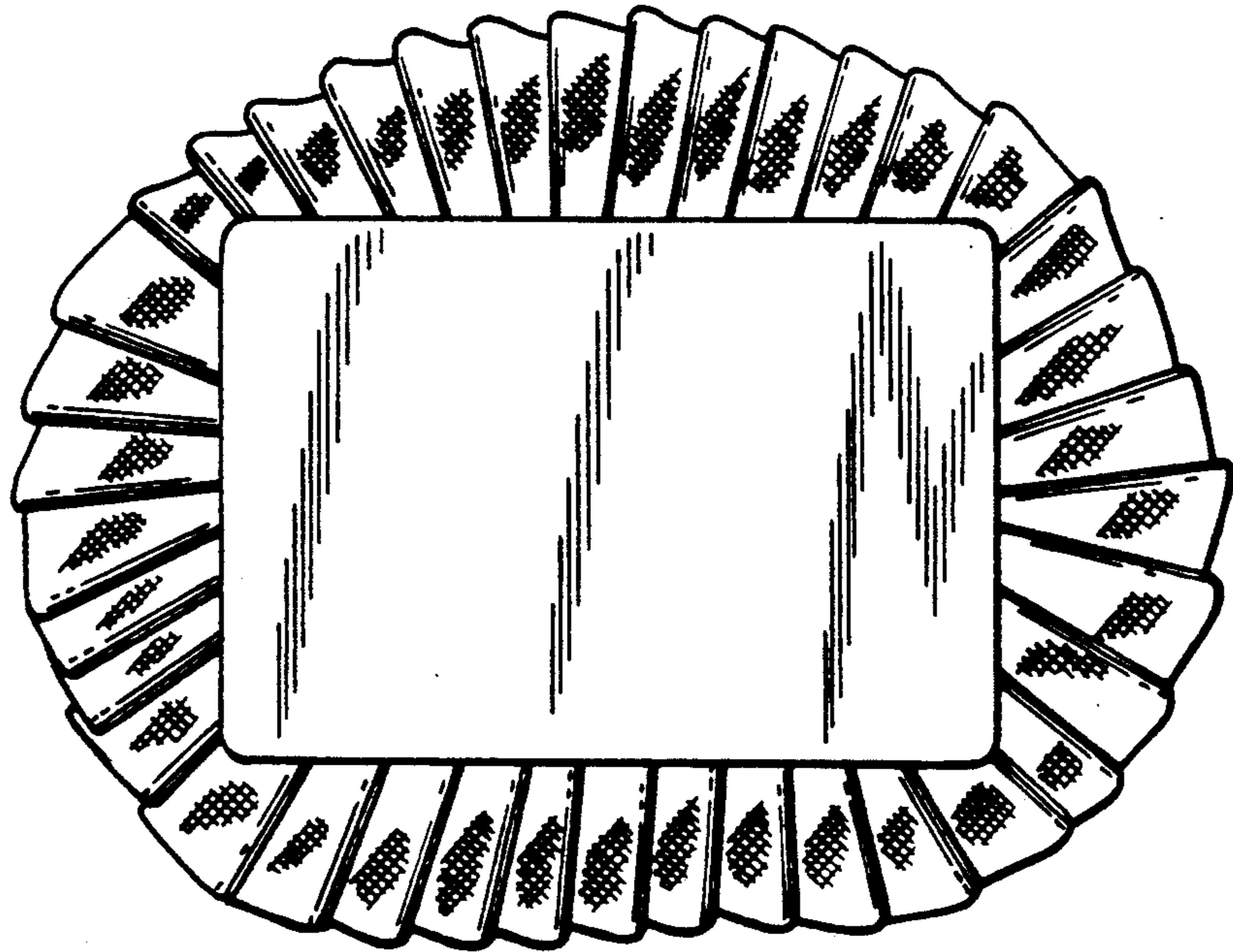
### [56] References Cited

#### U.S. PATENT DOCUMENTS

D. 240,976	8/1976	Raskas	.....	D5/64
D. 244,676	6/1977	Kobashikawa	.....	D11/110
D. 244,765	6/1977	Grenon	.....	D11/95
D. 314,930	2/1991	Freeman	.....	D11/96
2,408,224	9/1946	Palmer	.....	D11/95



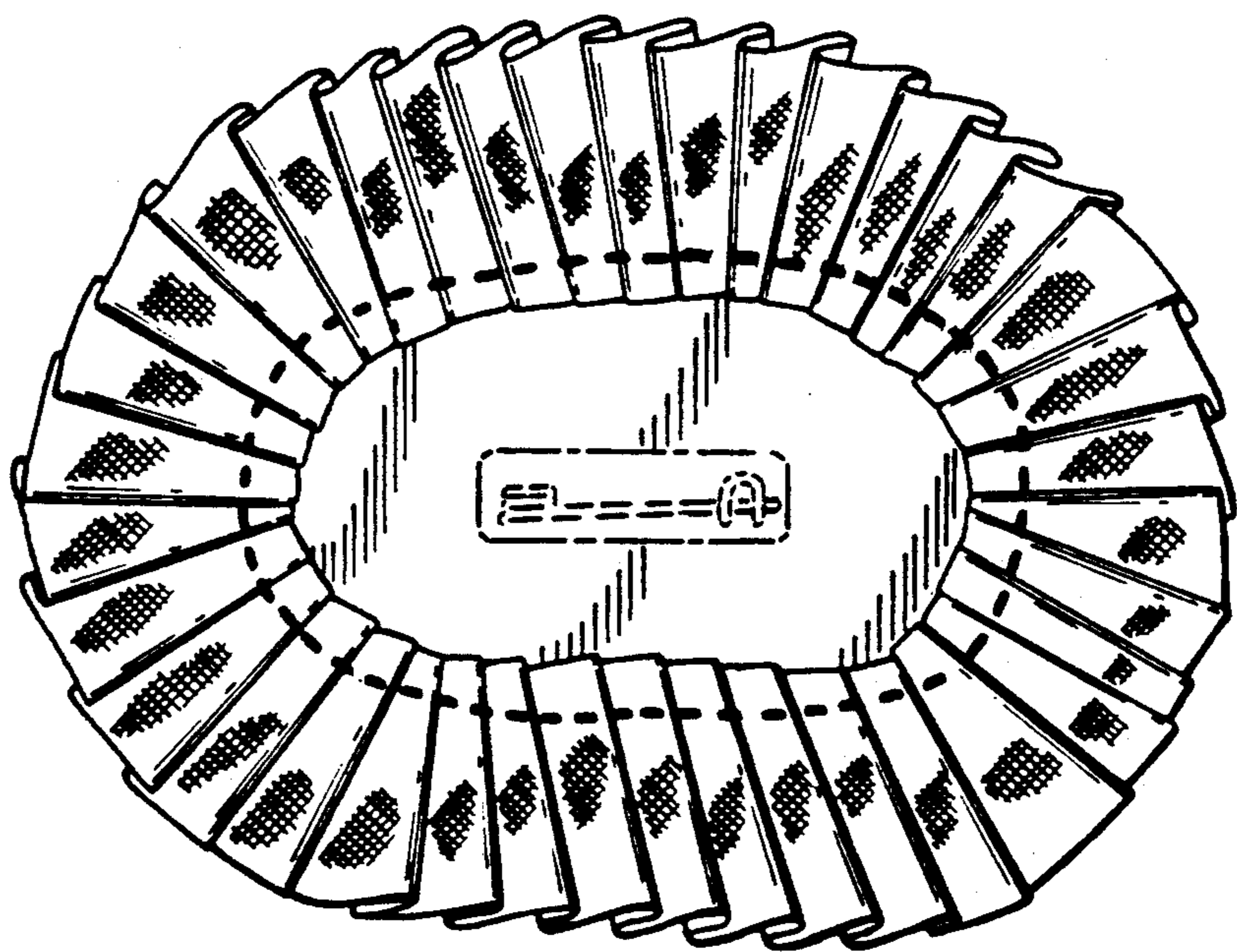
*FIG. 1*



*FIG. 2*



*FIG. 3*



*FIG. 4*