



US00D332055S

United States Patent [19]

[11] Patent Number: **Des. 332,055**

Gander

[45] Date of Patent: **** Dec. 29, 1992**

[54] **WRIST WATCH**

[76] Inventor: **Franz Gander**, 6370 Stans,
Switzerland

[**] Term: **14 Years**

[21] Appl. No.: **463,656**

[22] Filed: **Jan. 11, 1990**

[30] **Foreign Application Priority Data**

Jul. 17, 1989 [XH] Hague DM/014093

[52] U.S. Cl. **D10/39**

[58] Field of Search D10/1-40,
D10/122-132; 368/223, 228, 232, 280-282, 285

[56] **References Cited**

U.S. PATENT DOCUMENTS

D. 238,346	1/1976	Burgess	D10/126 X
D. 291,871	9/1987	Harvey	D10/126
D. 309,865	8/1990	Woomer	D10/39
D. 312,973	12/1990	Woomer	D10/39
D. 319,027	8/1991	Burgener	D10/39
4,055,755	10/1977	Nakamura	368/223 X

Primary Examiner—Nelson C. Holtje
Attorney, Agent, or Firm—Sandler, Greenblum &
Bernstein

[57] **CLAIM**

The ornamental design for wrist watch, as shown and described.

DESCRIPTION

FIG. 1 is a front elevational view of a wrist watch showing my new design;
 FIG. 2 is a left side elevational view thereof;
 FIG. 3 is a right side elevational view thereof;
 FIG. 4 is a top plan view thereof;
 FIG. 5 is a bottom plan view thereof;
 FIG. 6 is a rear elevational view thereof;
 FIG. 7 is a front elevational view of a second embodiment of my new design of FIGS. 1-6;
 FIG. 8 is a left side elevational view thereof;
 FIG. 9 is right side elevational view thereof;
 FIG. 10 is a top plan view thereof;
 FIG. 11 is a bottom plan view thereof; and,
 FIG. 12 is a rear plan view thereof.






Fig. 5



Fig. 3

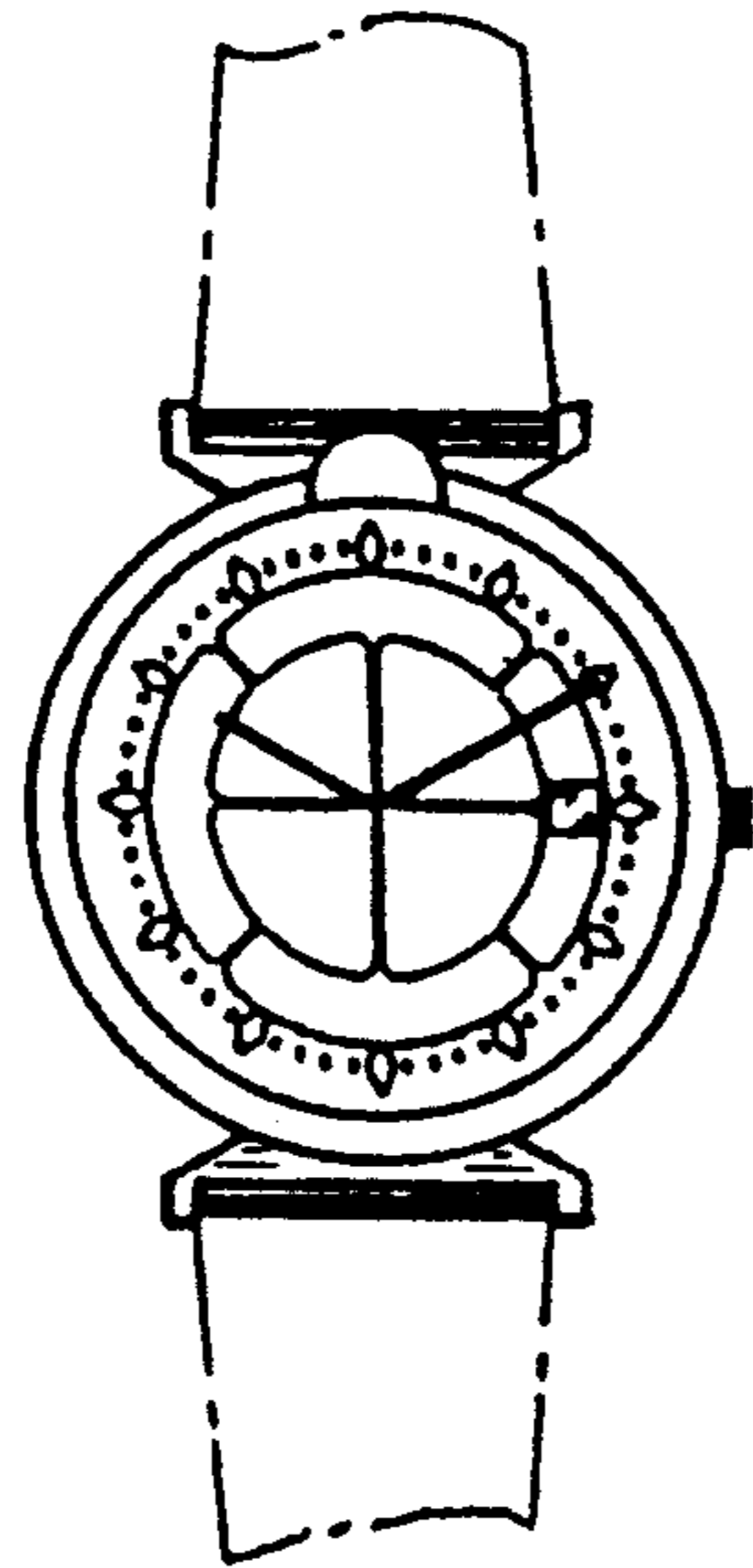


Fig. 1



Fig. 2



Fig. 4

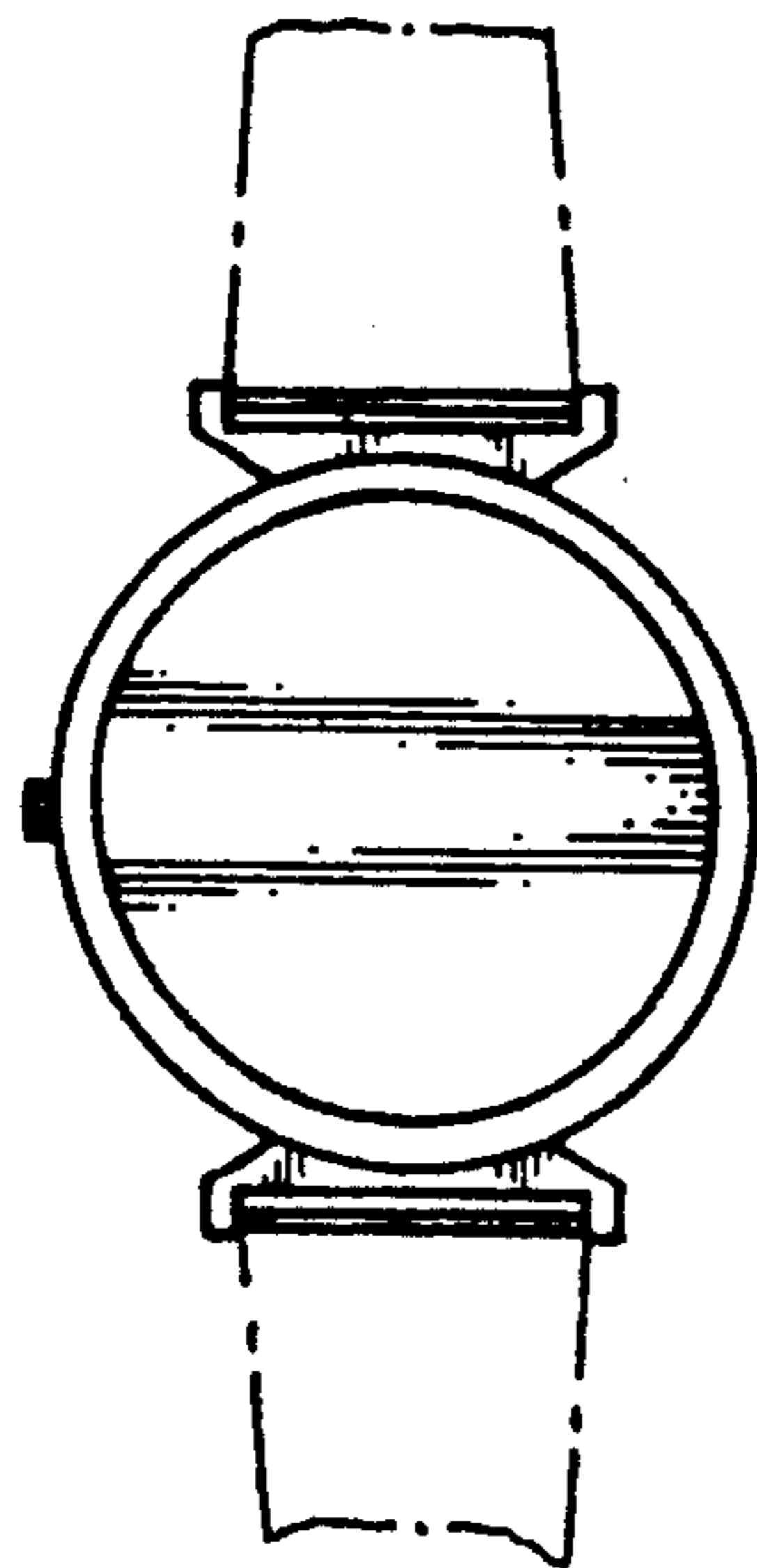


Fig. 6




Fig. 11



Fig. 9




Fig. 7



Fig. 8



Fig. 10

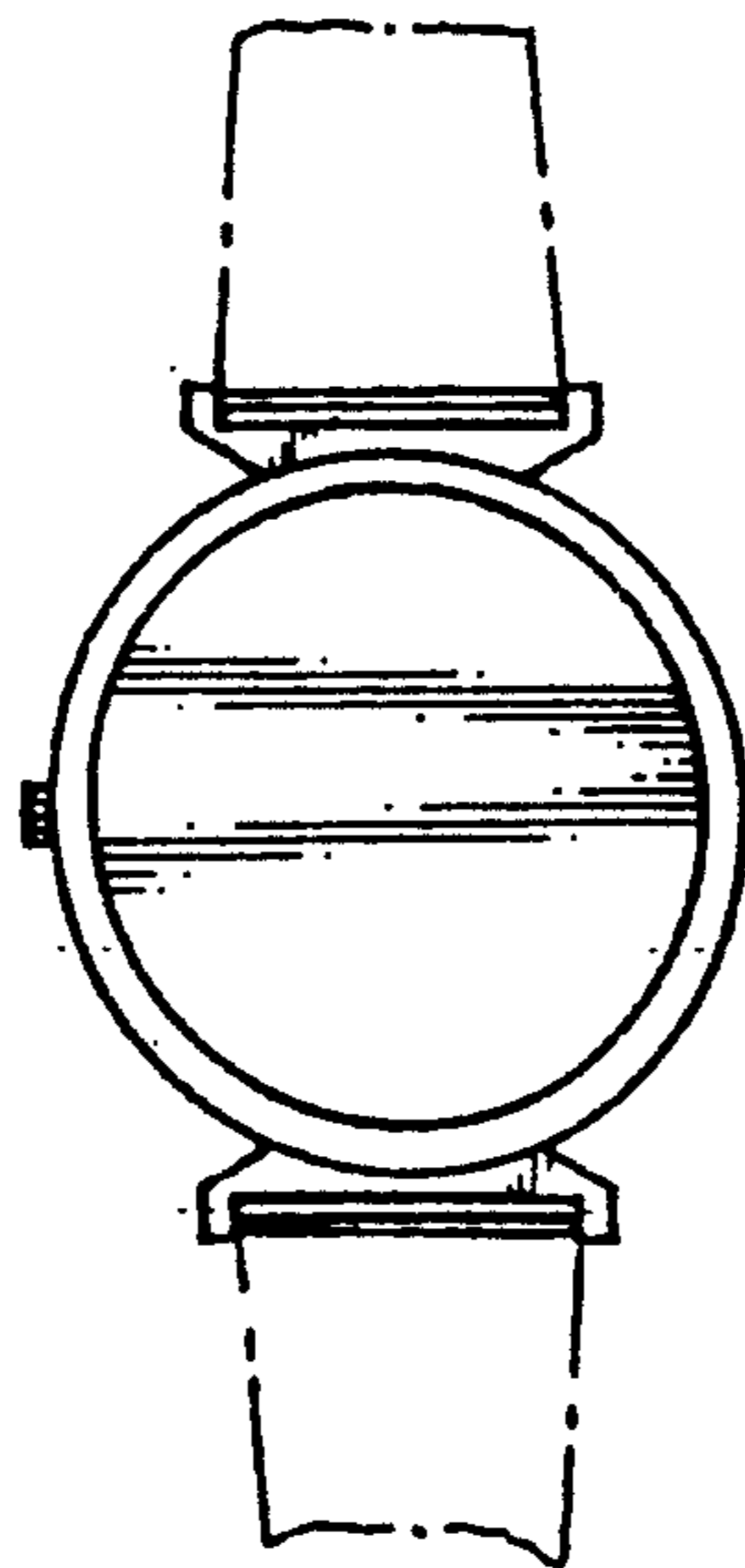


Fig. 12