



US00D332054S

United States Patent [19]

[11] Patent Number: **Des. 332,054**

Pitteloud

[45] Date of Patent: **** Dec. 29, 1992**

[54] **COMBINED WATCH AND STRAPS THEREFOR**

[75] Inventor: **Michel Pitteloud, La Croix/Lutry, Switzerland**

[73] Assignee: **Harry Winston Ultimate Timepiece, SA, Geneva, Switzerland**

[**] Term: **14 Years**

[21] Appl. No.: **569,417**

[22] Filed: **Aug. 17, 1990**

[30] **Foreign Application Priority Data**

Feb. 19, 1990 [XH] Hague DMA/001190

[52] U.S. Cl. **D10/32; D10/39**

[58] Field of Search **D10/1-40, D10/122-132; 368/280-282, 285**

[56] **References Cited**

U.S. PATENT DOCUMENTS

D. 77,005 11/1928 Ireland D10/38

FOREIGN PATENT DOCUMENTS

357026 10/1961 Switzerland 368/282

OTHER PUBLICATIONS

Jeweler's Circular-Keystone—Jul. 1987—p. 186—Watch at Bottom-Left.

Jeweler's Circular-Keystone—Sep. 1978—p. 124—Watch at Right.

Jeweler's Circular-Keystone—May 1964—p. 74—Watch at Right.

Swiss Watch & Jewellery Journal Feb. 1986—p. 186—Watches at Center.

Primary Examiner—Nelson C. Holtje
Attorney, Agent, or Firm—McGlew and Tuttle

[57] **CLAIM**

The ornamental design for a combined watch and straps therefor, as shown and described.

DESCRIPTION

FIG. 1 is a top plan view of a combined watch and straps therefor showing my new design;

FIG. 2 is a bottom plan view thereof;


FIG. 3 is a front and top perspective view thereof with the straps omitted for ease of illustration;

FIG. 4 is a bottom elevational view thereof with the straps omitted for ease of illustration;

FIG. 5 is a left side elevational view thereof;

FIG. 6 is a right side elevational view thereof; and,

FIG. 7 is a right front perspective view thereof with the strap closed.






FIG. 1




FIG. 2



FIG. 5



FIG. 3



FIG. 4



FIG. 6




FIG. 7