



US00D332039S

# United States Patent [19]

Bothwell

[11] Patent Number: **Des. 332,039**

[45] Date of Patent: **\*\* Dec. 29, 1992**

[54] AIR RATCHET WRENCH

[76] Inventor: **Derek A. Bothwell**, P.O. Box 246, Wells, Tex. 75976

[\*\*] Term: **14 Years**

[21] Appl. No.: **574,945**

[22] Filed: **Aug. 30, 1990**

[52] U.S. Cl. .... **D8/61; D8/25**

[58] Field of Search ..... **D8/17-19, D8/21-29, 61; 81/177.1, 57.3, 60, 63.2**

[56] **References Cited**

**U.S. PATENT DOCUMENTS**

D. 313,731	1/1991	Crawford	.....	D8/25
1,868,840	7/1932	McNaught et al.	.....	D8/25 X
3,754,486	8/1973	Mariner	.....	D8/25 X
4,604,919	8/1986	Rollo	.....	D8/25 X

4,722,252	2/1988	Fulcher et al.	.....	81/57.39
4,993,288	2/1991	Anderson et al.	.....	81/61 X

*Primary Examiner*—Carmen H. Vales-Lado  
*Assistant Examiner*—J. H. Musgrove  
*Attorney, Agent, or Firm*—Leon Gilden

[57] **CLAIM**

The ornamental design for an air ratchet wrench, as shown and described.

**DESCRIPTION**

FIG. 1 is a front elevational view of the air ratchet wrench showing my new design;  
FIG. 2 is a rear elevational view thereof;  
FIG. 3 is a left side elevational view thereof;  
FIG. 4 is a right side elevational view thereof;  
FIG. 5 is an enlarged top plan view thereof; and,  
FIG. 6 is an enlarged bottom plan view thereof.

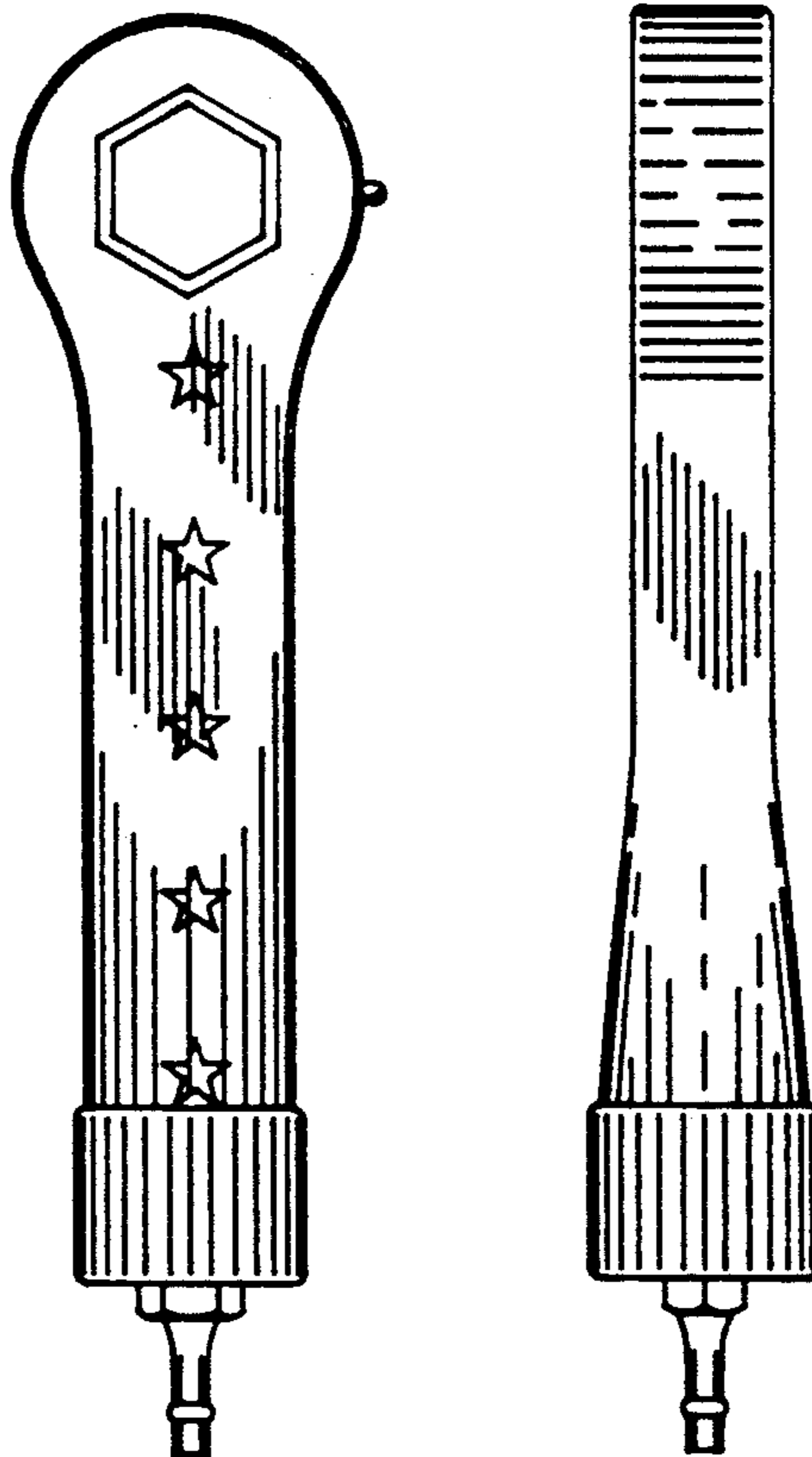


FIG. 1




FIG. 2

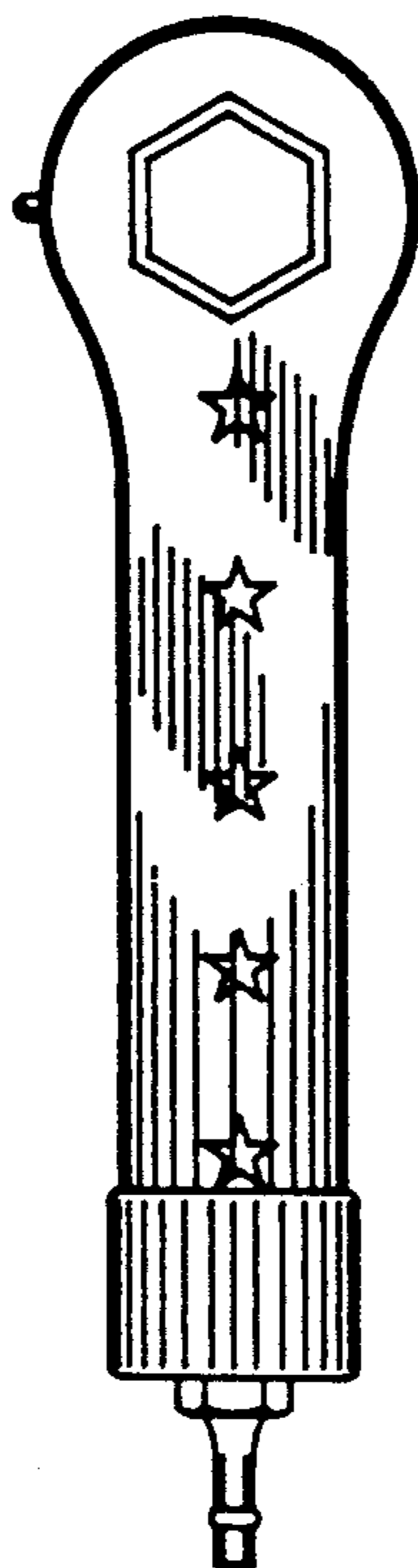


FIG. 3



FIG. 4



FIG. 5

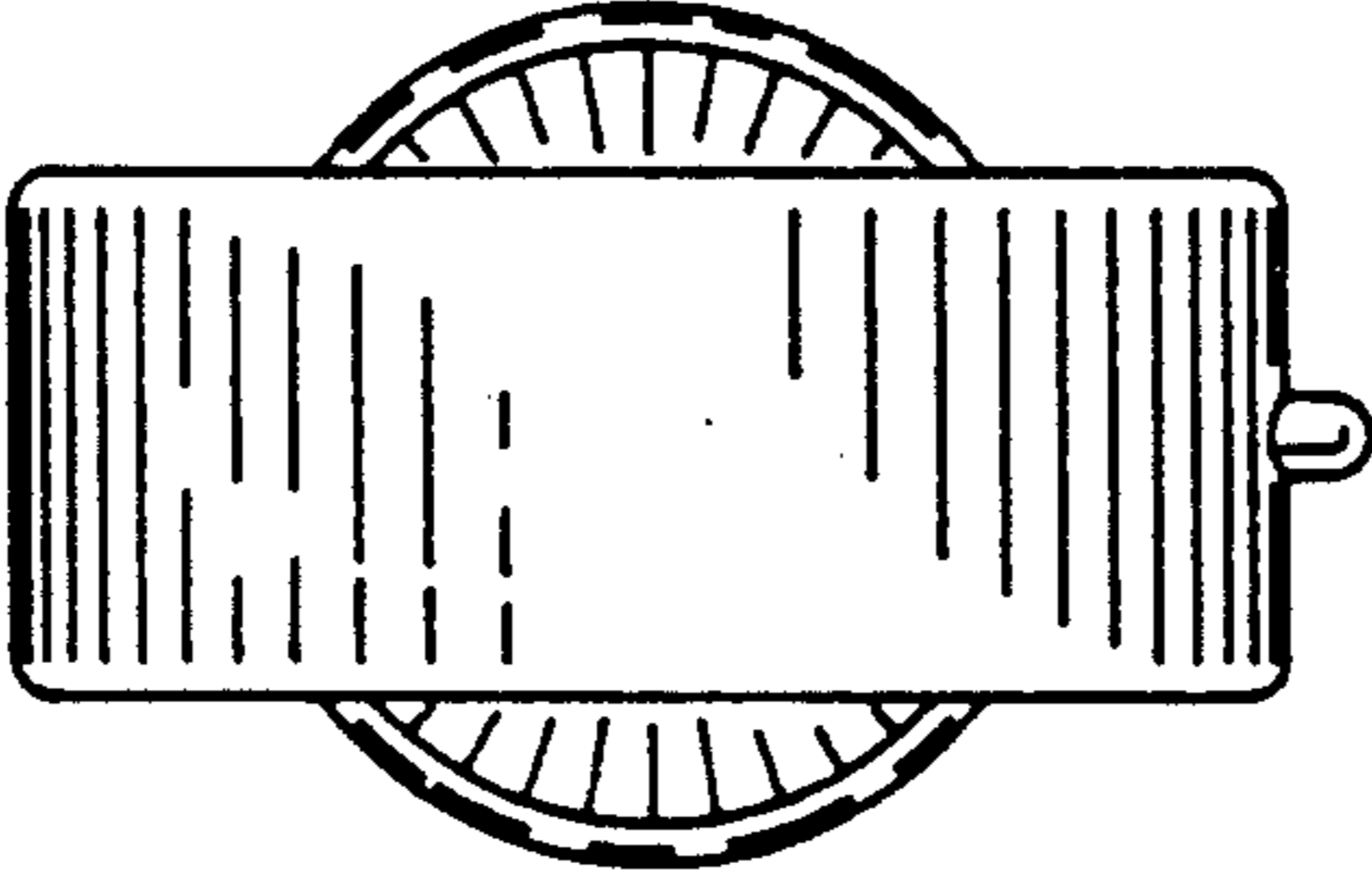


FIG. 6

