



US00D332017S

# United States Patent [19] King

[11] Patent Number: Des. 332,017  
[45] Date of Patent: \*\* Dec. 29, 1992

[54] TELEPHONE KIOSK

[76] Inventor: Donald G. King, 241 Dickson Park Crescent, Mississauga, Ontario, Canada

[\*] Notice: The portion of the term of this patent subsequent to Oct. 29, 2004 has been disclaimed.

[\*\*] Term: 14 Years

[21] Appl. No.: 934,936

[22] Filed: Nov. 25, 1986

[52] U.S. Cl. .... D6/421; D25/16

[58] Field of Search ..... D6/421; D25/16; D20/19; 52/27, 28, 38; 379/453; 40/553, 584, 336

[56] References Cited

U.S. PATENT DOCUMENTS

D. 257,416	10/1980	King, Sr. ....	D6/421
D. 273,637	5/1984	Benedetti et al. ....	D6/421
D. 275,632	9/1984	Lebowitz ....	D6/421
D. 296,740	7/1988	Altman ....	D6/421
D. 297,491	9/1988	Jeanson et al. ....	D6/421

Primary Examiner—Nelson C. Holtje

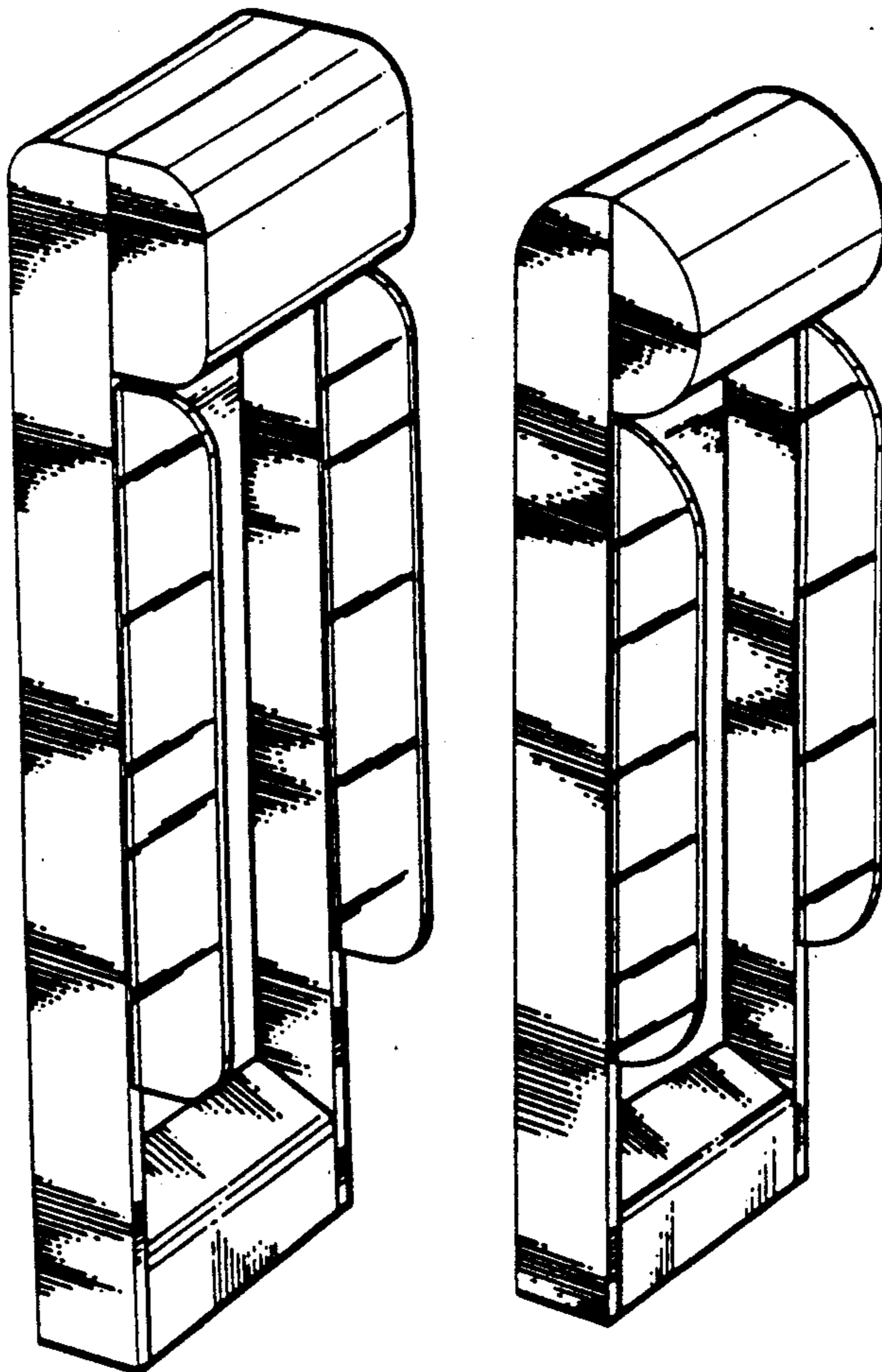
Assistant Examiner—Ann Hunt  
Attorney, Agent, or Firm—Sim & McBurney

[57] CLAIM

The ornamental design for a telephone kiosk, as shown and described.

DESCRIPTION

FIG. 1 is a perspective view of the telephone kiosk showing my new design;  
 FIG. 2 is a front elevational view;  
 FIG. 3 is a right side elevational view, the left side view being a mirror image thereof;  
 FIG. 4 is a rear elevational view;  
 FIG. 5 is a top plan view;  
 FIG. 6 is a perspective view of a second embodiment of the telephone kiosk;  
 FIG. 7 is a perspective view of a third embodiment of the telephone kiosk;  
 FIG. 8 is a front elevational view;  
 FIG. 9 is a right side elevational view thereof, the left side view being a mirror image thereof;  
 FIG. 10 is a rear elevational view;  
 FIG. 11 is a top plan view thereof; and,  
 FIG. 12 is a perspective view of a fourth embodiment of the telephone kiosk.



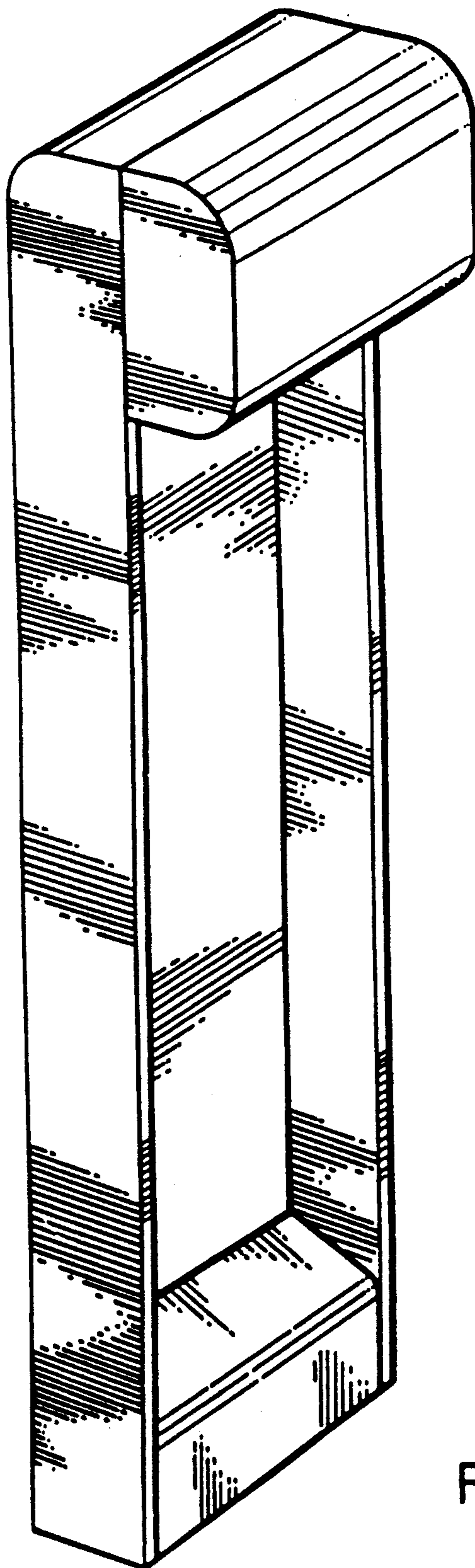


FIG. 1.




FIG. 2.

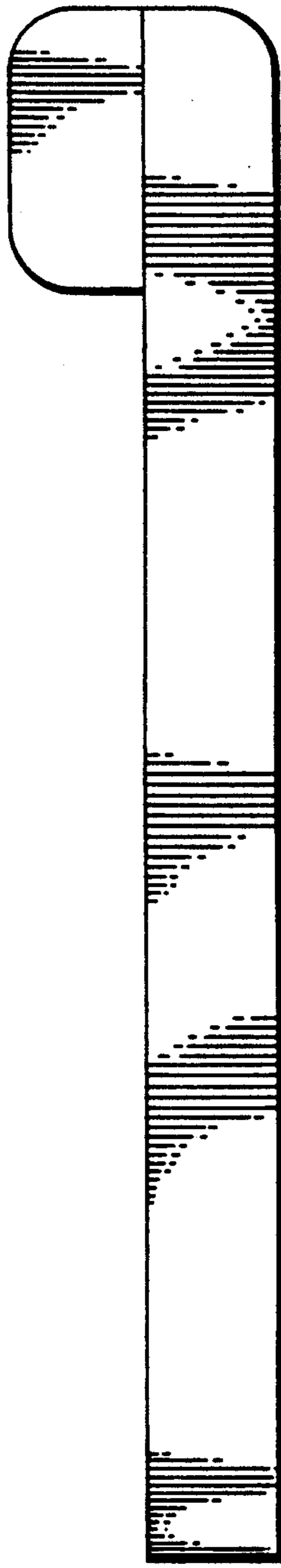


FIG. 3.

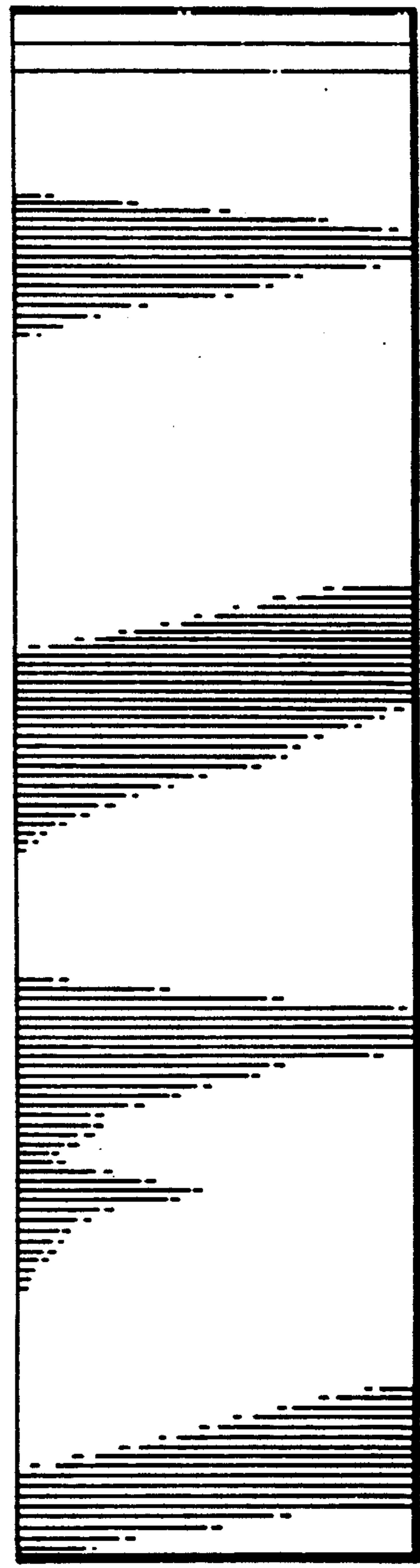


FIG. 4.




FIG. 5.

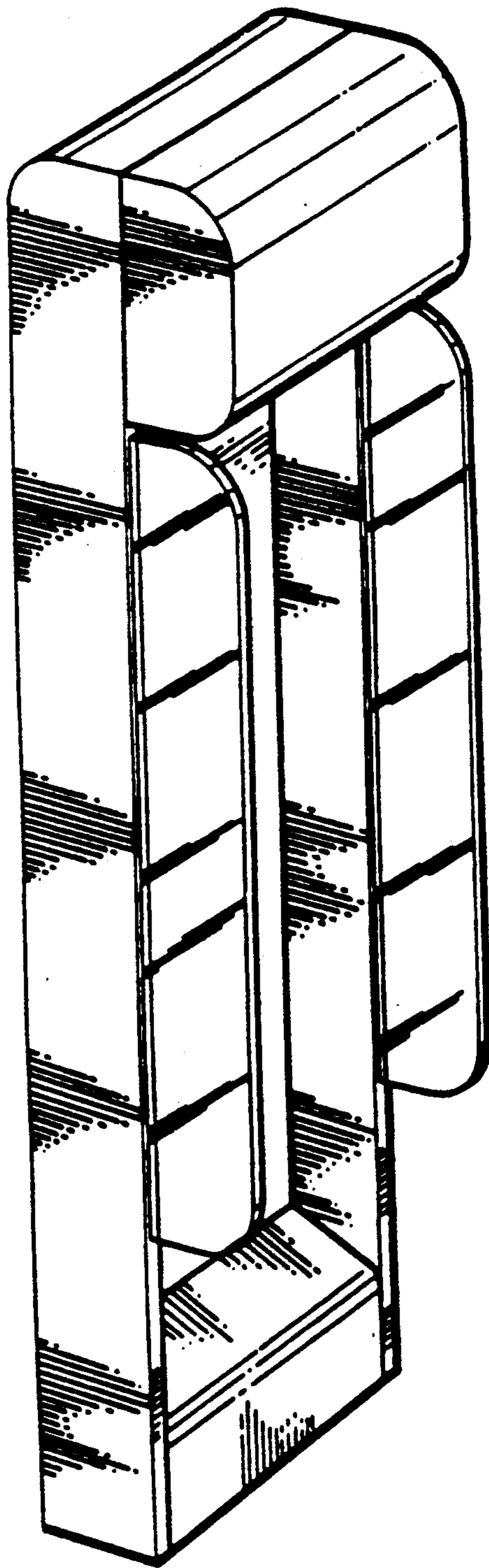


FIG.6.

FIG. 7.

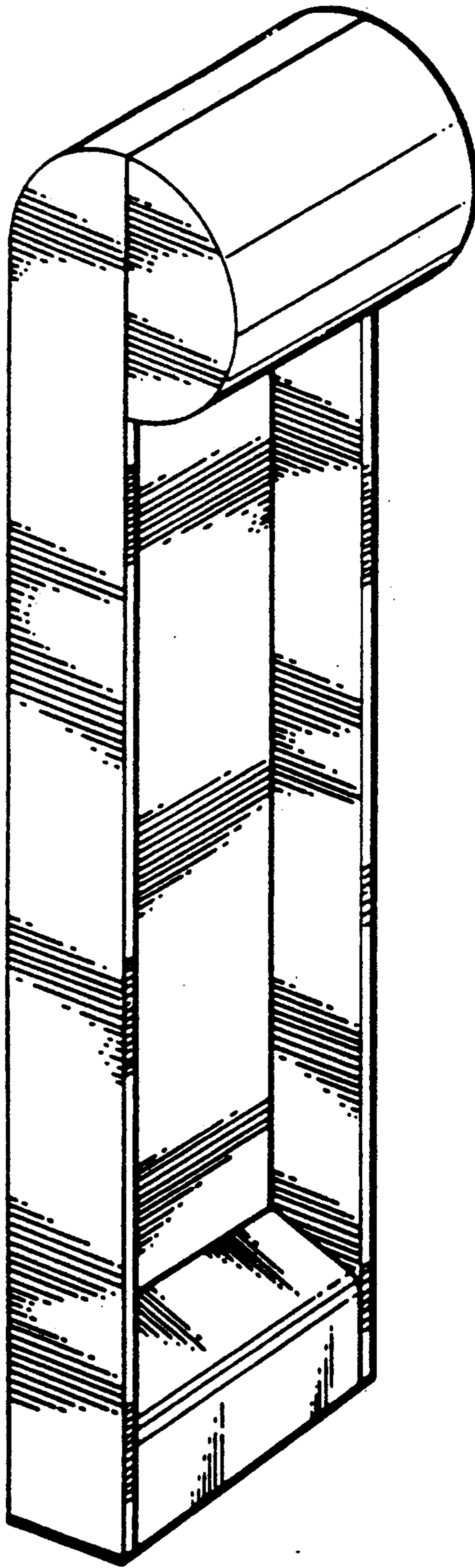


FIG. 8.






FIG. 9.




FIG. 10.




FIG. 11.




FIG. 12.