



US00D332014S

United States Patent [19] Barfield

[11] Patent Number: **Des. 332,014**

[45] Date of Patent: **** Dec. 29, 1992**

[54] **COMBINED CABINET AND LAMP UNIT**

[75] Inventor: **Jesse Barfield, Houston, Tex.**

[73] Assignee: **Sports Designs by Jesse Barfield, Inc., Houston, Tex.**

[*] Notice: The portion of the term of this patent subsequent to Aug. 18, 2006 has been disclaimed.

[**] Term: **14 Years**

[21] Appl. No.: **395,415**

[22] Filed: **Aug. 17, 1989**

[52] U.S. Cl. **D6/399; D6/436; D6/442; D6/470; D6/475**

[58] Field of Search **D6/480, 482, 484, 486, D6/511, 442, 436, 440, 445, 448, 447, 397, 399; D26/58; 108/23-25, 6; 312/194, 196, 238, 117; D30/104; D23/286, 288, 272**

[56] **References Cited**

U.S. PATENT DOCUMENTS

D. 76,319 9/1928 Noggins D6/399

134,387 12/1872 Magee 312/228 X
D. 240,987 8/1976 De Lucia D6/447
D. 250,362 11/1978 Williams D6/399 X
D. 254,882 5/1980 Kempf D6/326
D. 274,961 8/1984 Noonchestor D6/447 X
3,297,375 1/1967 Reeves 312/117
4,429,931 2/1984 Brooks 312/237 X

OTHER PUBLICATIONS

Ethan Allen-Home Planning Ideas, p. 20, No. 667 Cabinet.

Primary Examiner—Alan P. Douglas

Assistant Examiner—Janice G. Seeger

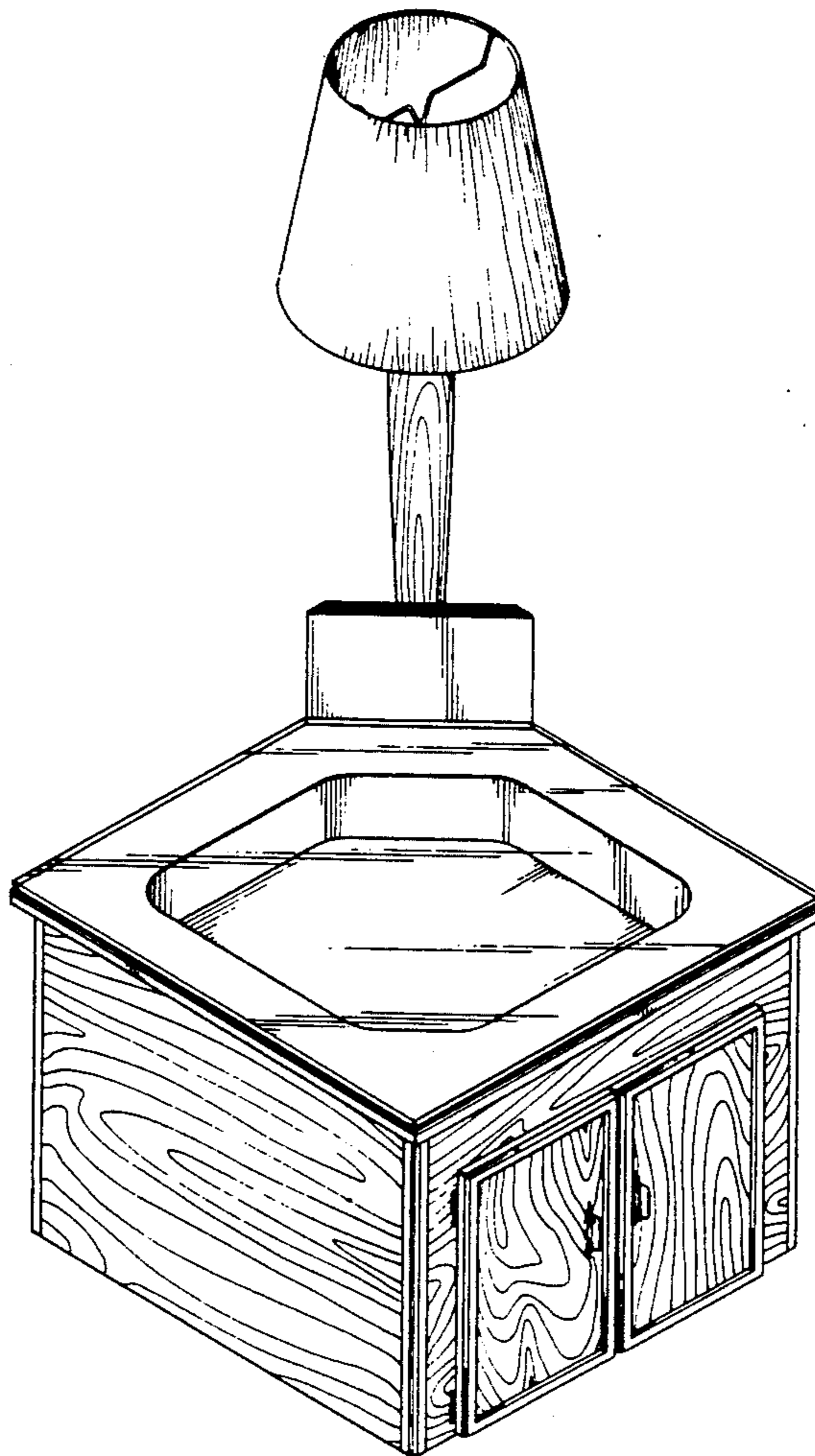
Attorney, Agent, or Firm—Pravel, Gambrell, Hewitt, Kimball & Krieger

[57] **CLAIM**

The ornamental design for a combined cabinet and lamp unit, as shown.

DESCRIPTION

FIG. 1 is a top perspective view of a combined cabinet and lamp unit, showing my new design; FIG. 2 is a bottom perspective view thereof; and, FIG. 3 is a front elevational view thereof.



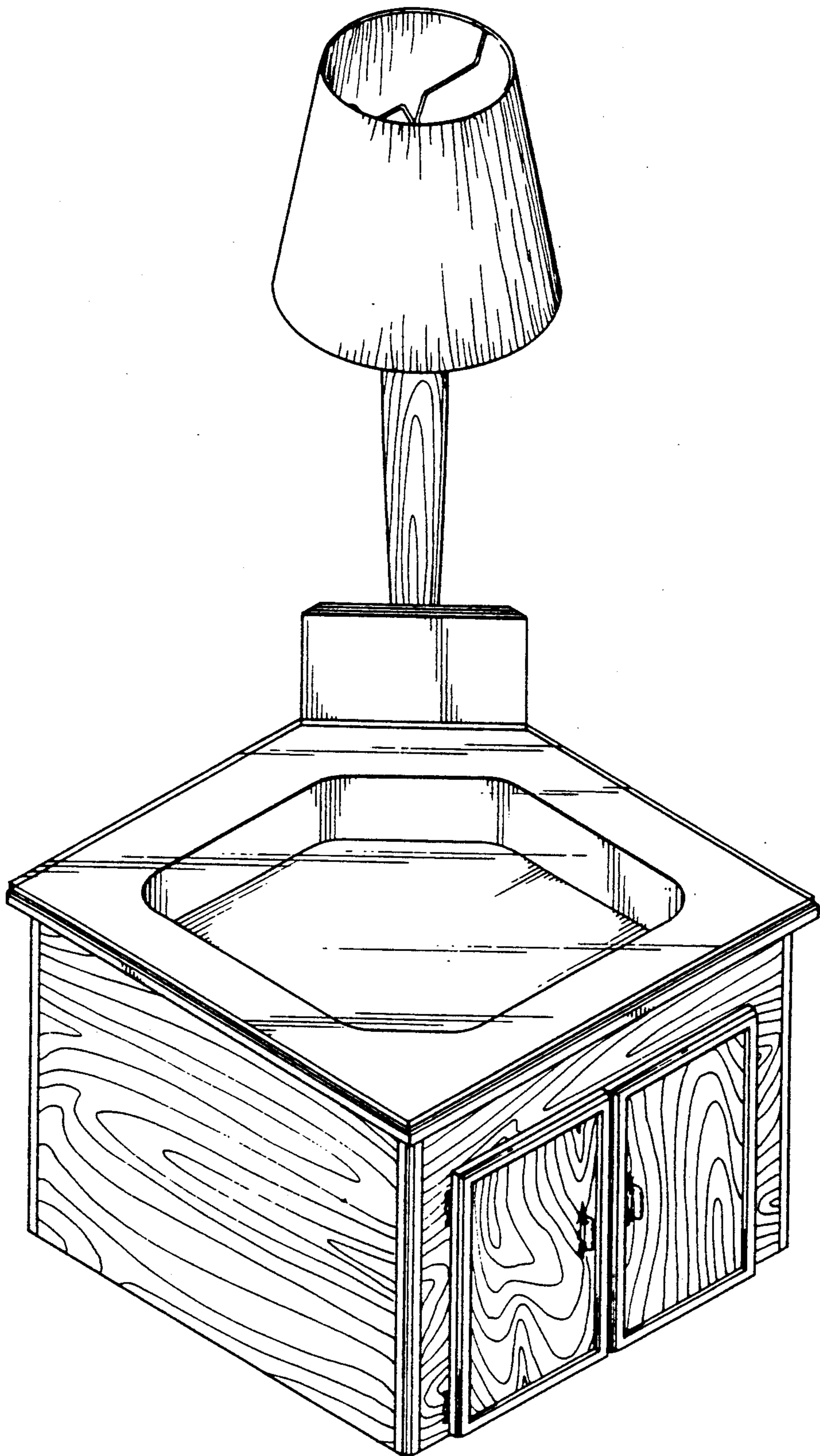


FIG. 1

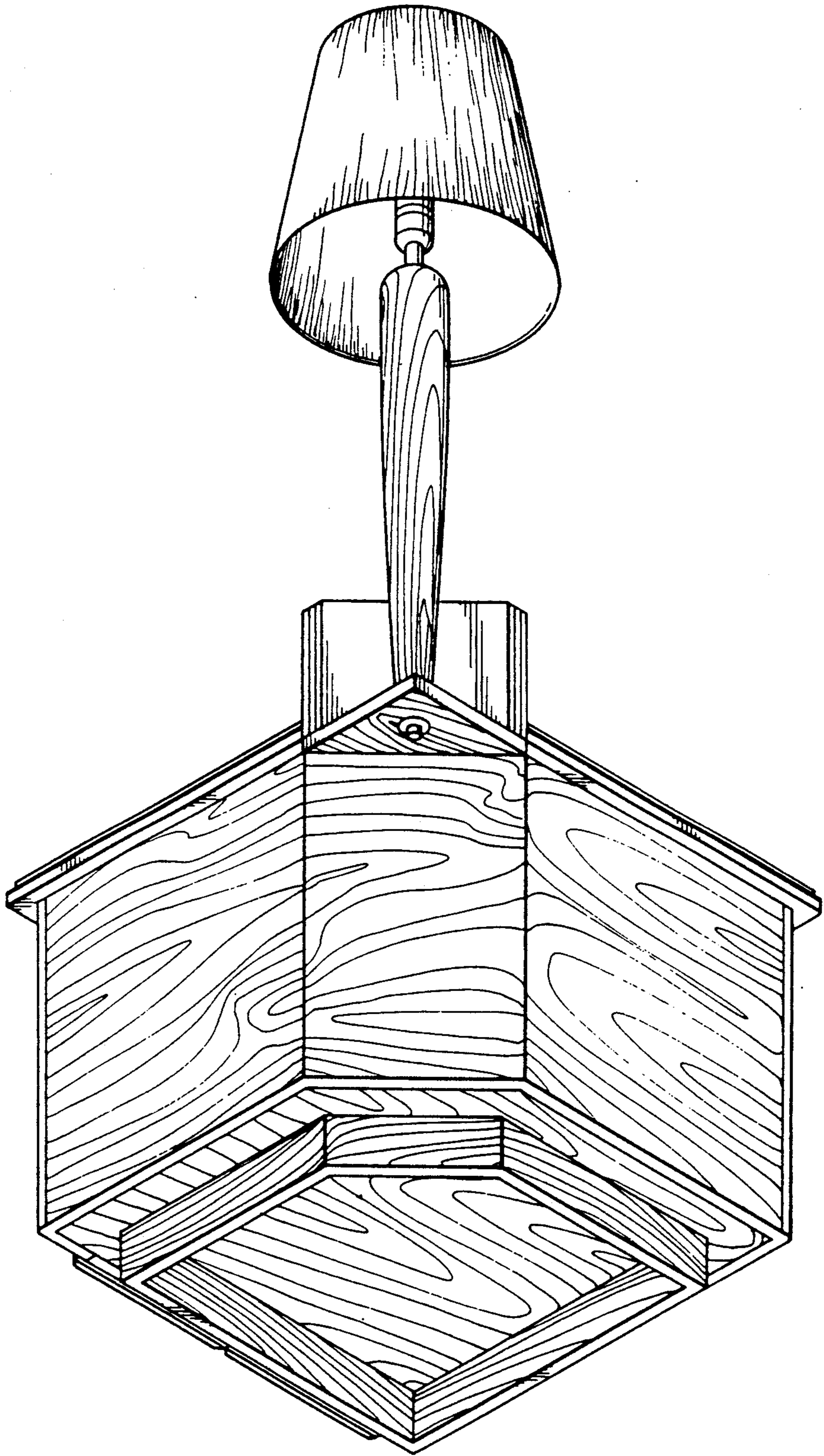


FIG. 2

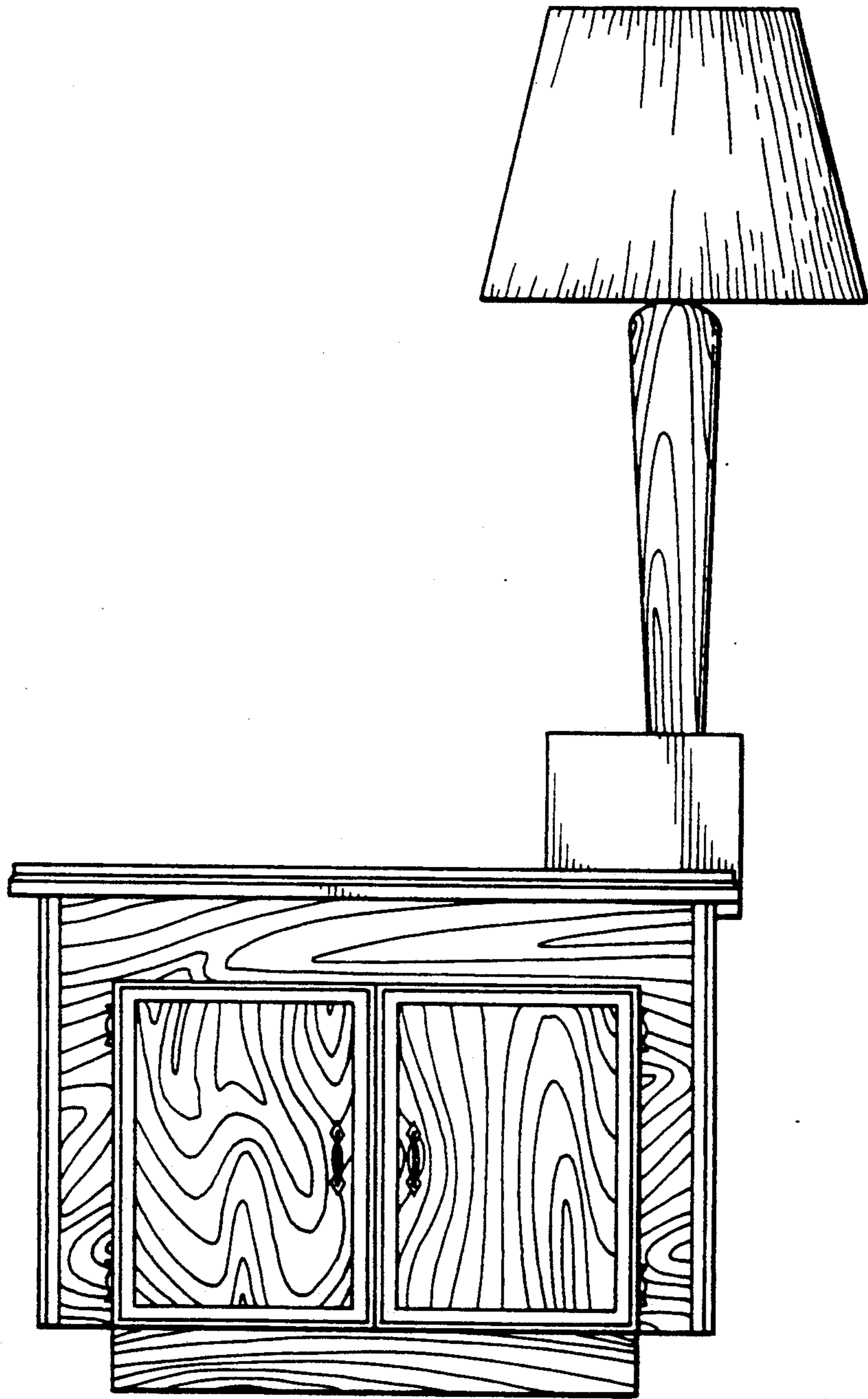


FIG. 3