



US00D332005S

United States Patent [19]

Walasek

[11] Patent Number: **Des. 332,005**

[45] Date of Patent: **** Dec. 29, 1992**

[54] **COMPACT DISK HOLDER**

[75] Inventor: **Steven P. Walasek, Shavertown, Pa.**

[73] Assignee: **Stuart Promotional Products, Inc., Nanticoke, Pa.**

[**] Term: **14 Years**

[21] Appl. No.: **656,629**

[22] Filed: **Feb. 19, 1991**

[52] U.S. Cl. **D3/35; 206/307; 206/309; 206/311; 206/472**

[58] Field of Search **D9/341-346; D3/56, 57, 58, 60, 78, 79, 35, 52, 42; 206/309, 313, 311, 312, 307, 472; 150/147, 149**

[56] **References Cited**

U.S. PATENT DOCUMENTS

D. 287,070	12/1986	Staubitz et al.	D3/35
D. 304,781	11/1989	Hanson	D3/35
D. 319,345	8/1991	Rayburn	D3/79 X
3,029,854	4/1962	Burniski	150/149
3,946,867	3/1976	McGuire et al.	206/472 X

4,538,730	9/1985	Wu	206/309 X
4,762,225	8/1988	Henrel	206/311
4,875,743	10/1989	Gelardi et al.	206/309 X
4,958,855	9/1990	Shipp	150/147 X

OTHER PUBLICATIONS

B. N. Genius, "Tote Up to 10 CDs in Luxurious Leather", Summer 1990, p. 18.

Primary Examiner—Bernard Ansher

Assistant Examiner—Prabhakar Deshmukh

Attorney, Agent, or Firm—Joseph Scafetta, Jr.

[57] CLAIM

The ornamental design for a compact disk holder, as shown and described.

DESCRIPTION

FIG. 1 is a perspective view of a compact disk holder showing my new design;

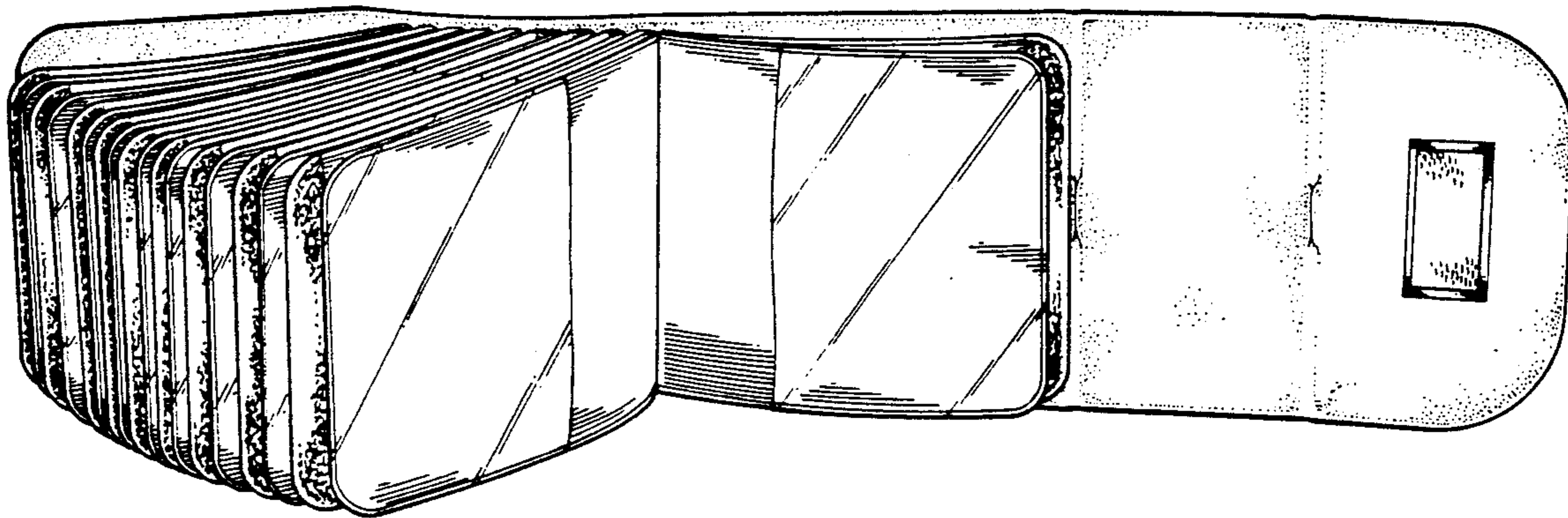
FIG. 2 is a front elevational view thereof;

FIG. 3 is a rear elevational view thereof;

FIG. 4 is a perspective view thereof in closed position;

FIG. 5 is a bottom plan view of FIG. 4; and,

FIG. 6 is a right side elevational view of FIG. 4.



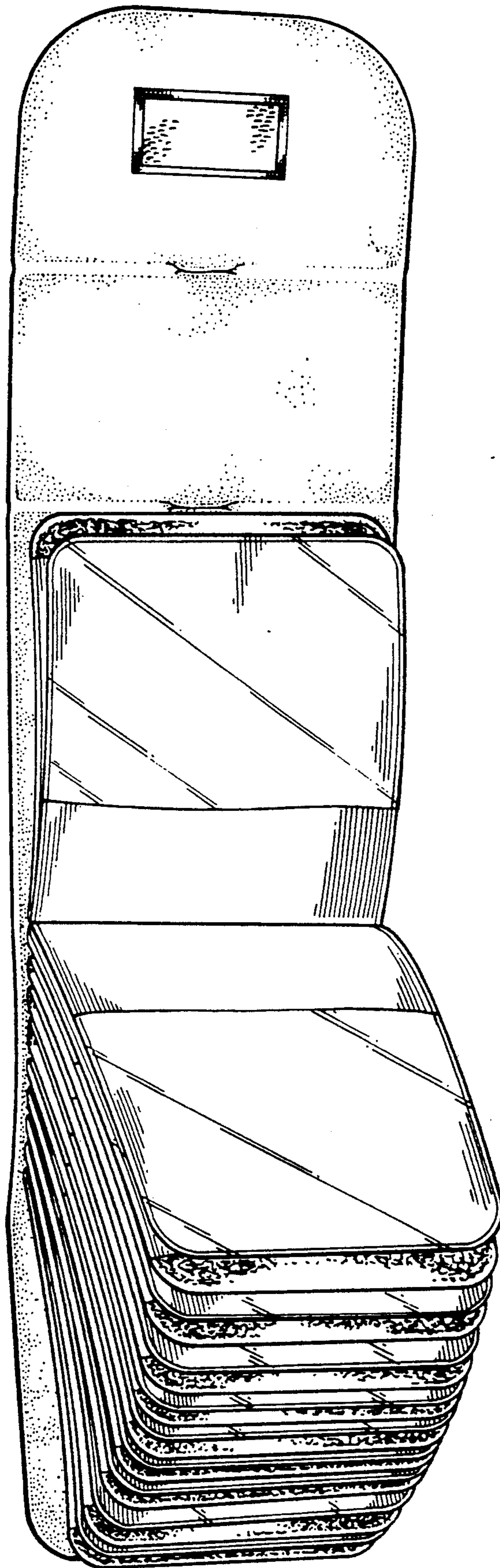


FIG. 1

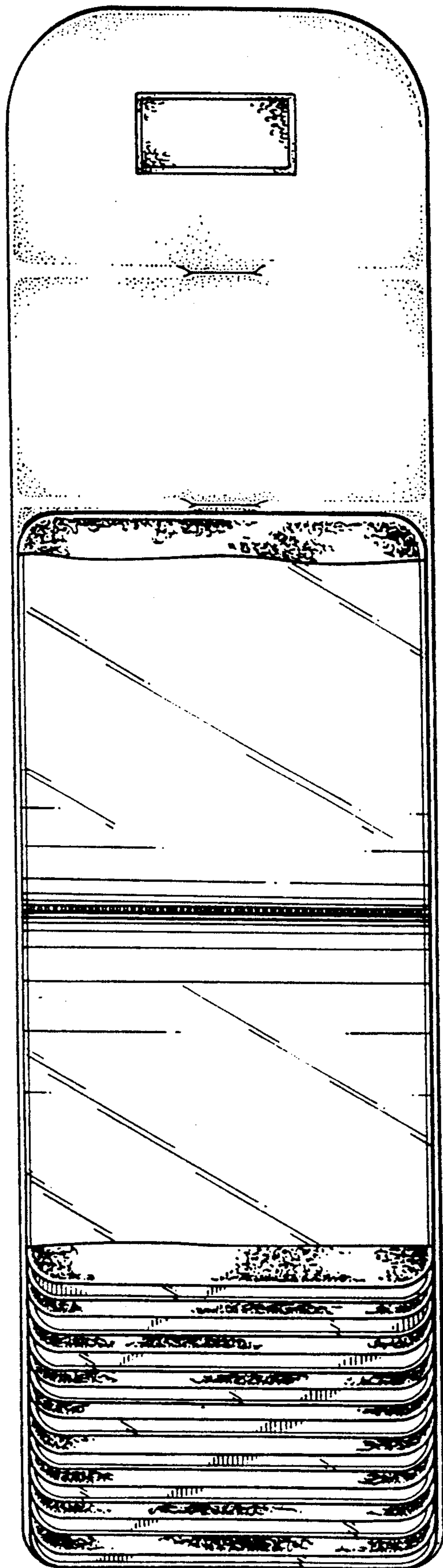


FIG. 2




FIG. 3

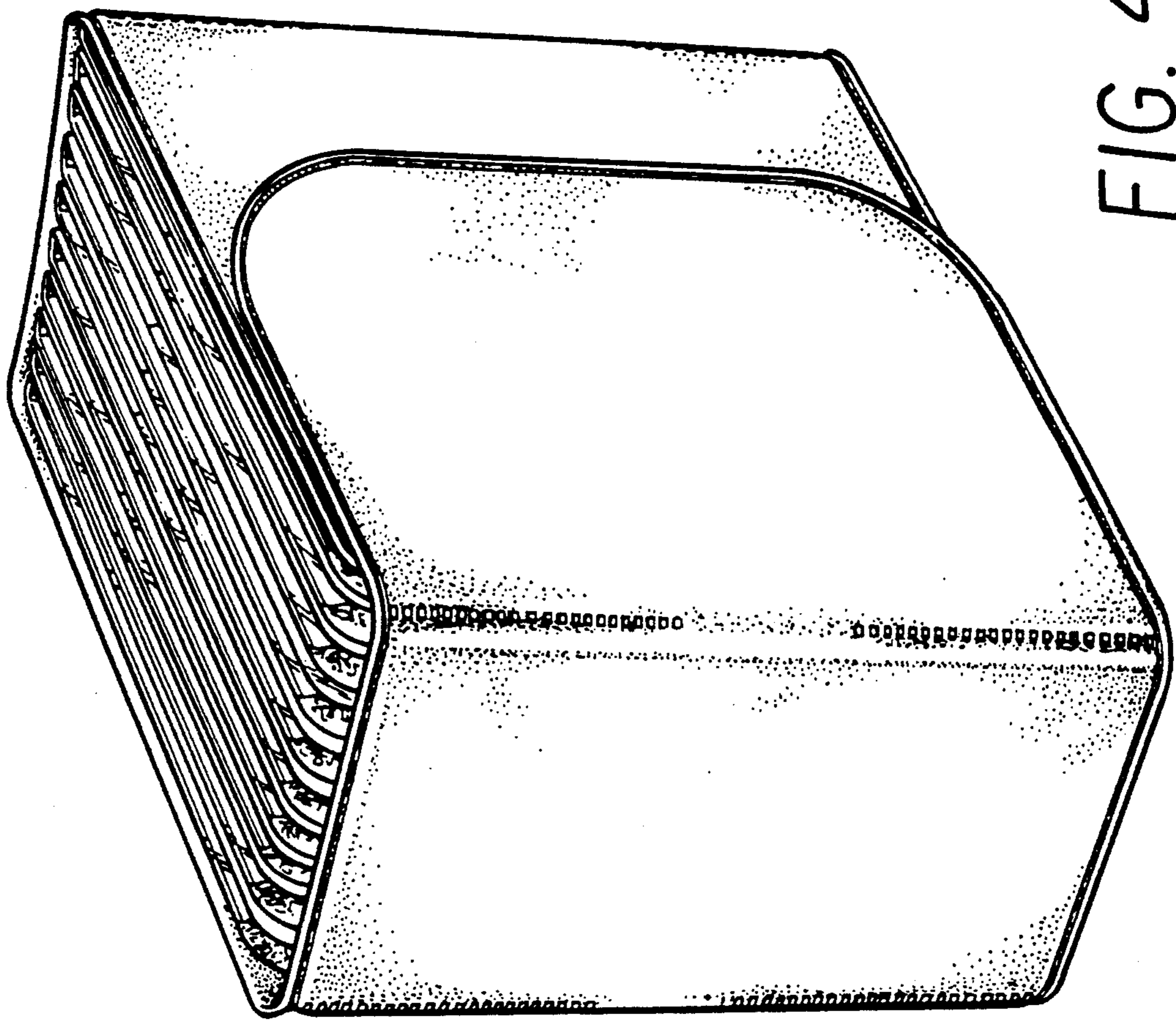


FIG. 4




FIG. 5

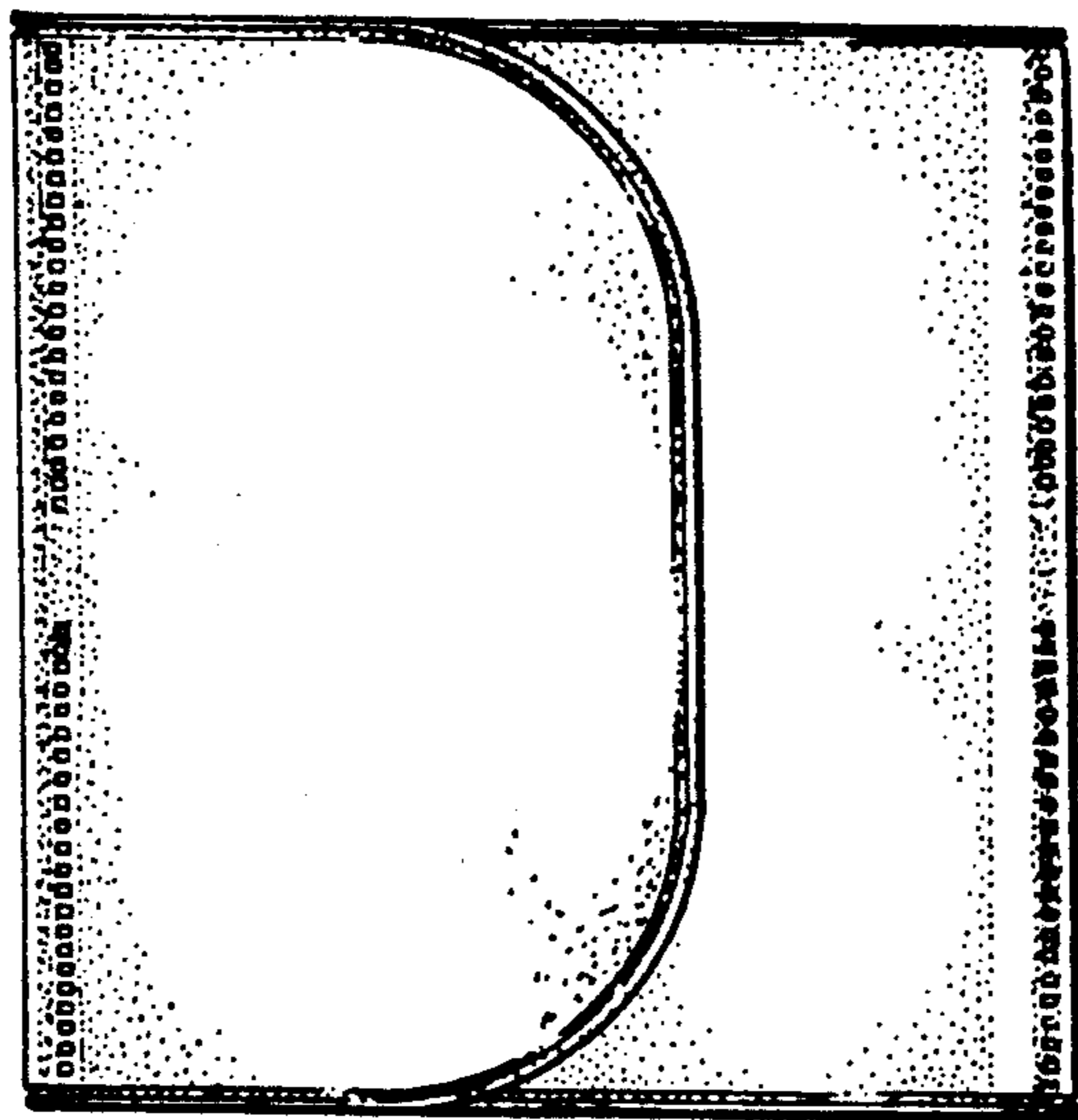


FIG. 6