



US00D332002S

United States Patent [19]

Hatfield et al.

[11] Patent Number: Des. 332,002

[45] Date of Patent: ** Dec. 29, 1992

[54] SHOE UPPER

D. 327,162 6/1992 Hatfield D2/314

[75] Inventors: Tinker L. Hatfield, Portland; Sergio Lozano, Beaverton, both of Oreg.

[73] Assignees: Nike, Inc., Beaverton, Oreg.; Nike International, Ltd., Bermuda

[**] Term: 14 Years

[21] Appl. No.: 721,214

[22] Filed: Jun. 25, 1991

[52] U.S. Cl. D2/314; D2/309

[58] Field of Search D2/264, 265, 308-314; 36/45, 83, 84, 89, 101-107, 112-114, 132, 136

[56] References Cited

U.S. PATENT DOCUMENTS

D. 278,757	5/1985	Werman	D2/309
D. 279,620	7/1985	Ueda	D2/310
D. 284,518	7/1986	Lowe et al.	D2/310
D. 297,069	8/1988	Le	D2/309
D. 304,519	11/1989	Miller	D2/314
D. 311,637	10/1990	Hatfield	D2/314
D. 313,110	12/1990	Boucher	D2/314
D. 315,054	5/1991	Hatfield	D2/314
D. 317,224	6/1991	Luca	D2/314
D. 318,941	8/1991	Lucas	D2/314
D. 318,945	8/1991	Hatfield	D2/314
D. 319,723	9/1991	Greene	D2/314
D. 320,498	10/1991	Hatfield	D2/314

OTHER PUBLICATIONS

The Fall 1991 Nike Footwear Catalog, published Jan., 1991, pp. 68, 66, 72, 64, 62, 60, 32, 8.

The Spring 1992 Nike Footwear Catalog, published Jun., 1991, pp. 68, 64, and 62.

Primary Examiner—Louis S. Zarfes

Attorney, Agent, or Firm—Banner, Birch, McKie & Beckett

[57] CLAIM

The ornamental design for a shoe upper, as shown and described.

DESCRIPTION

FIG. 1 is a side elevational view of one side of a shoe upper showing our new design;

FIG. 2 is a side elevational view of the other side of the shoe upper shown in FIG. 1;

FIG. 3 is a front elevational view of the shoe upper shown in FIG. 1;

FIG. 4 is a rear elevational view of the shoe upper shown in FIG. 1; and,

FIG. 5 is a top plan view of the shoe upper shown in FIG. 1.

The broken line showing of a shoe sole, including the cupped vertical sides of the sole, is for illustrative purposes and forms no part of the claimed design.

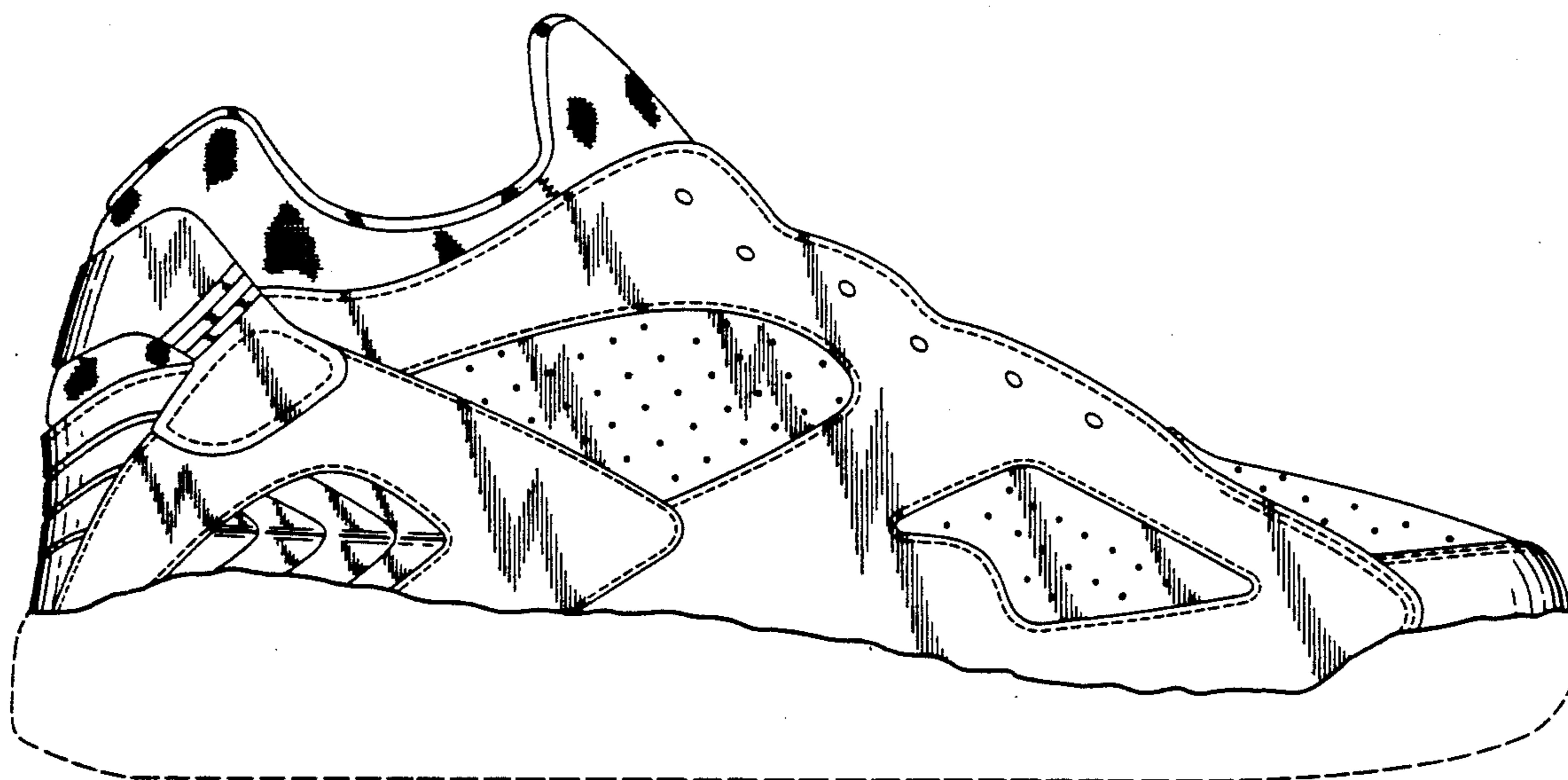
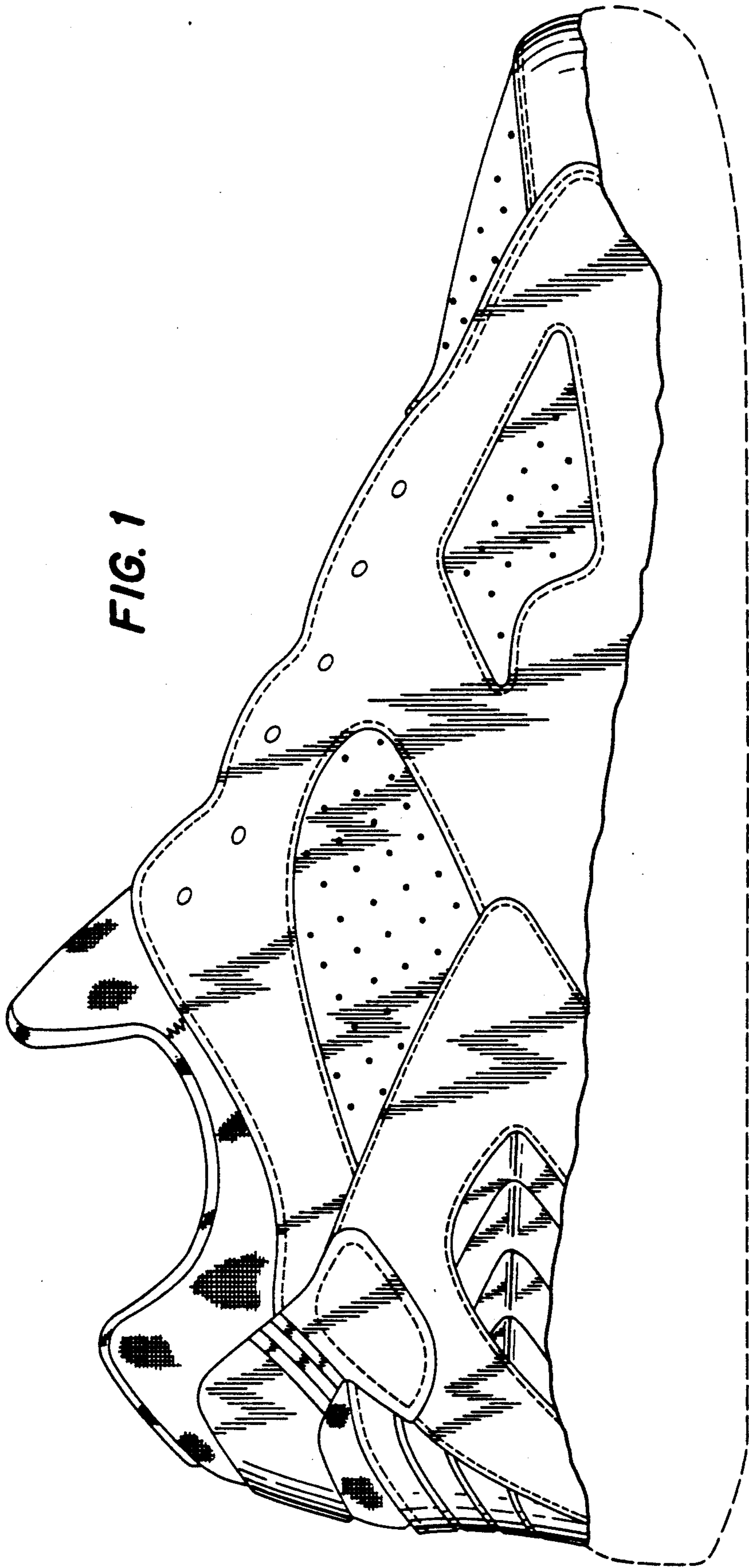


FIG. 1



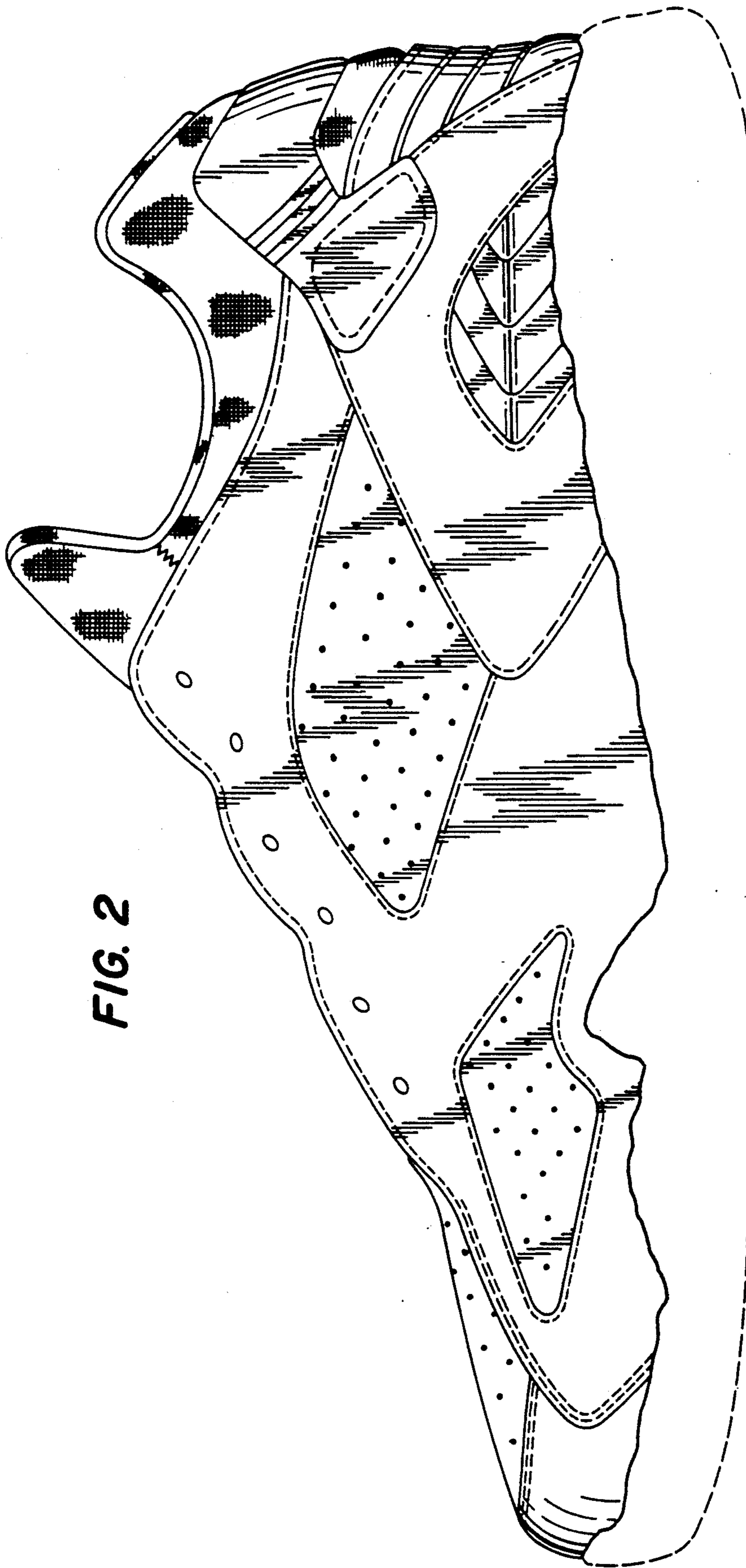


FIG. 2

FIG. 4

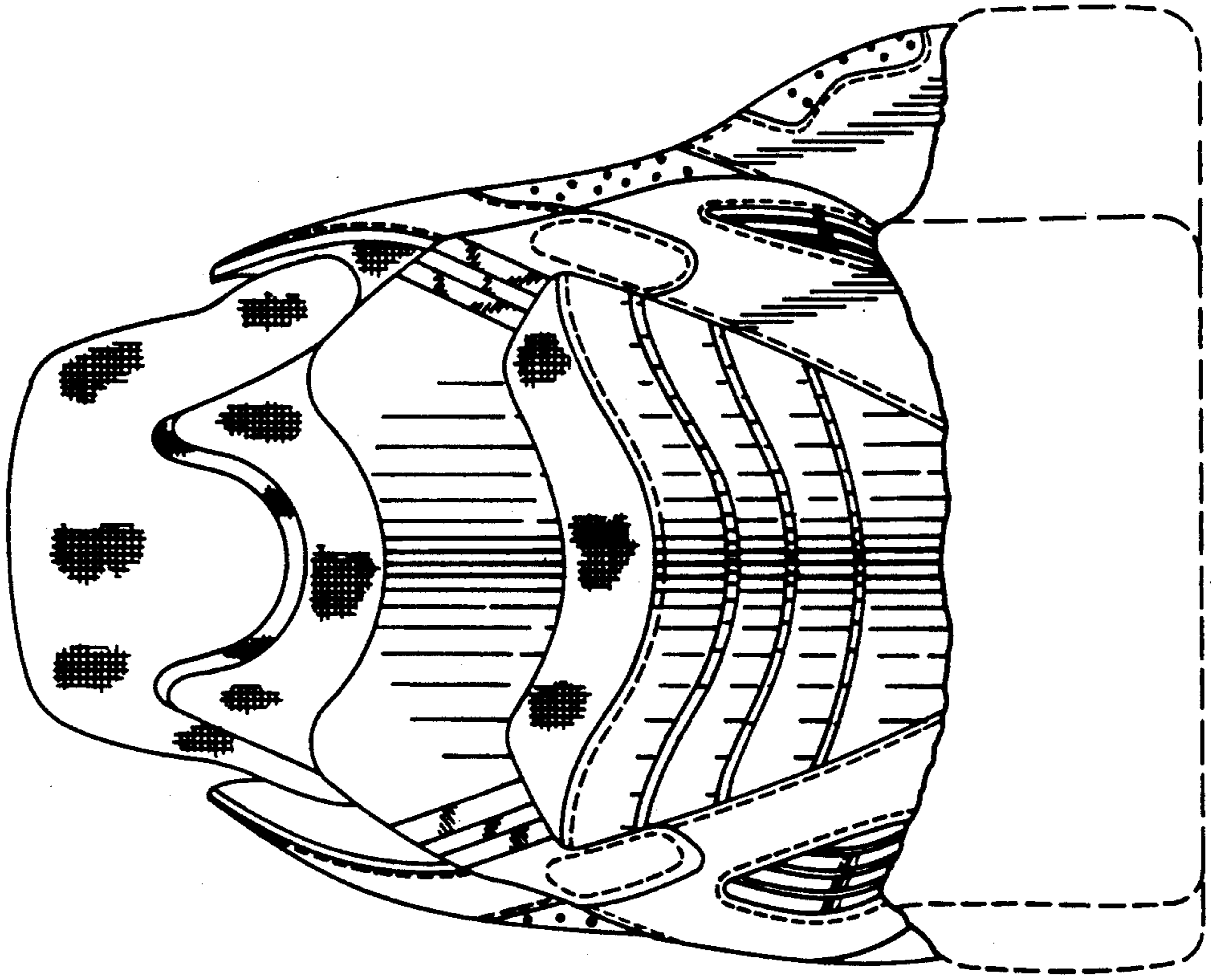


FIG. 3

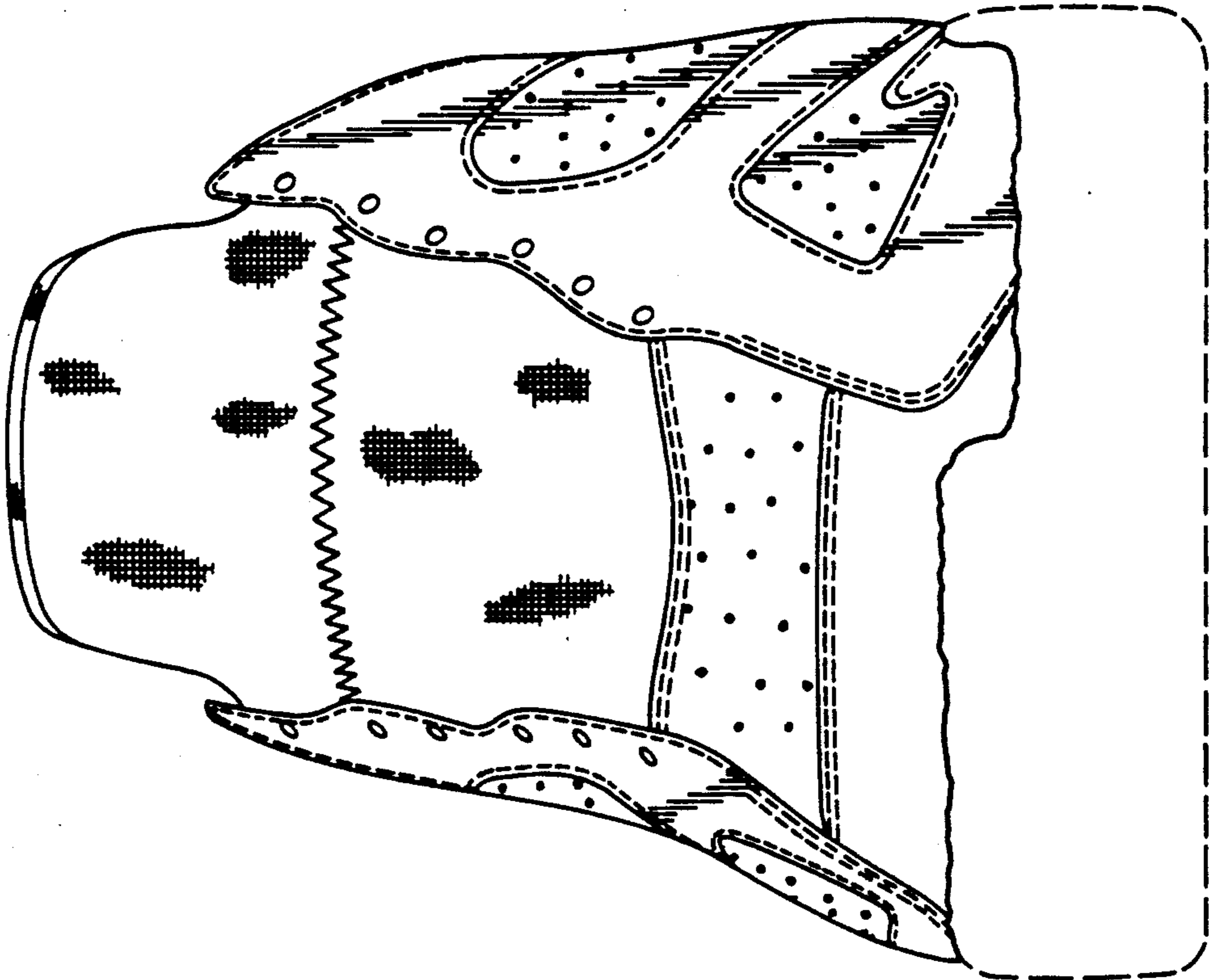


FIG. 5

