



US00D331977S

United States Patent [19]
McGlothlen

[11] **Patent Number: Des. 331,977**
[45] **Date of Patent: ** Dec. 22, 1992**

[54] **FENCE POST**
[76] **Inventor: Dennis B. McGlothlen, 1025 Janet La., Manteca, Calif. 95336-6044**
[**] **Term: 14 Years**
[21] **Appl. No.: 594,218**
[22] **Filed: Oct. 2, 1990**
[52] **U.S. Cl. D25/126**
[58] **Field of Search D25/42-44, D25/126; 256/17, 21, 22, DIG. 5**

4,096,662 6/1978 Anderson 256/DIG. 5
4,289,302 9/1981 Montgomery 256/19

Primary Examiner—A. Hugo Word
Assistant Examiner—Doris Clark
Attorney, Agent, or Firm—Lothrop & West

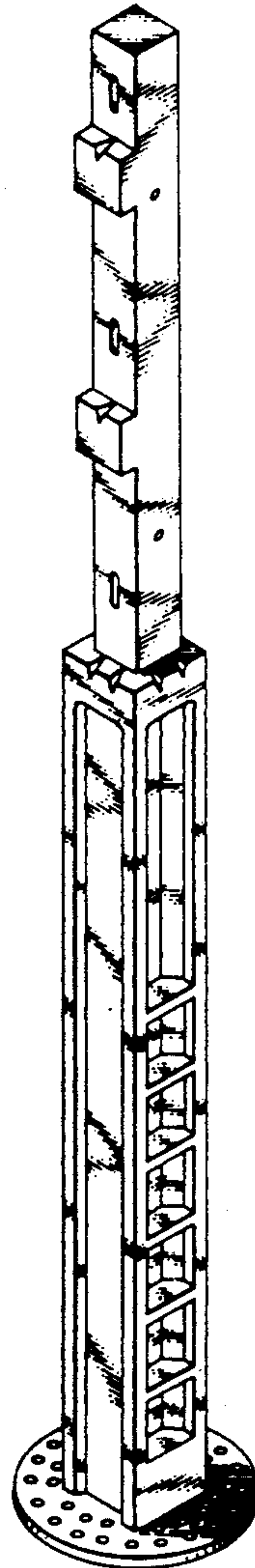
[57] **CLAIM**

The ornamental design for a fence post, as shown and described.

DESCRIPTION

FIG. 1 is a left front perspective of a fence post, showing my new design;
FIG. 2 is a front elevational view, thereof;
FIG. 3 is a side elevational view, the opposite side elevational view being substantially a mirror image, thereof;
FIG. 4 is a rear elevational view, thereof;
FIG. 5 is a top plan view, thereof; and,
FIG. 6 is a bottom plan view, thereof.

[56] **References Cited**
U.S. PATENT DOCUMENTS
D. 300,467 3/1989 Peddie D25/42
314,377 3/1885 Handley 256/DIG. 5
2,034,709 3/1936 Camp 256/DIG. 5
2,662,739 12/1953 Fisher et al. 256/19
3,127,870 4/1964 Bieber 256/13.1
3,420,013 1/1969 Alvarado D25/126



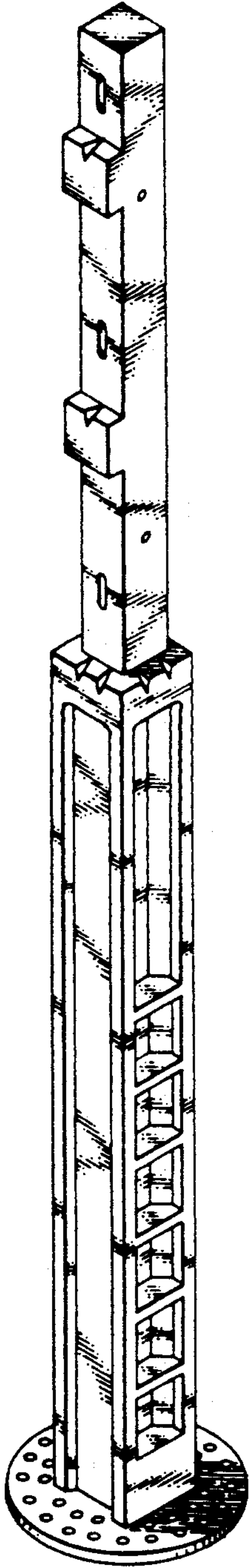


FIG. 1.

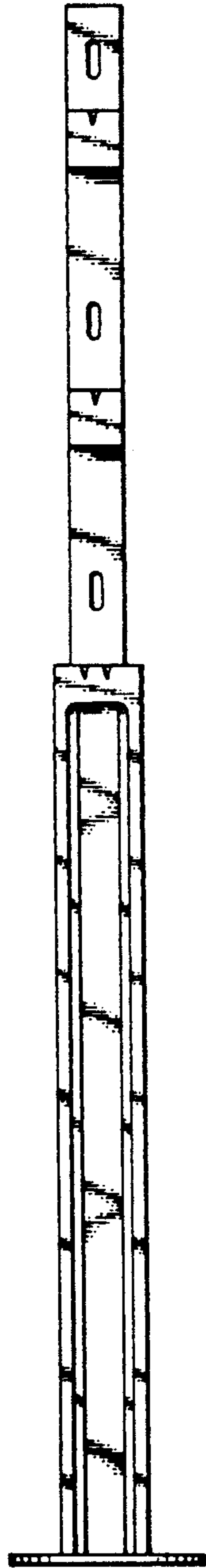


FIG. 2.

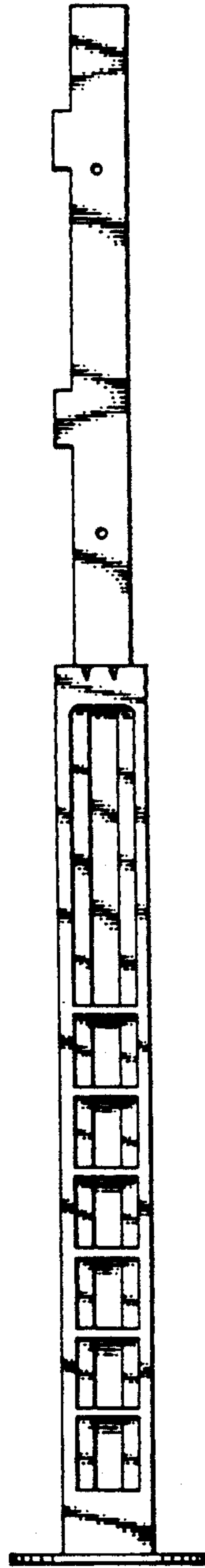


FIG. 3.

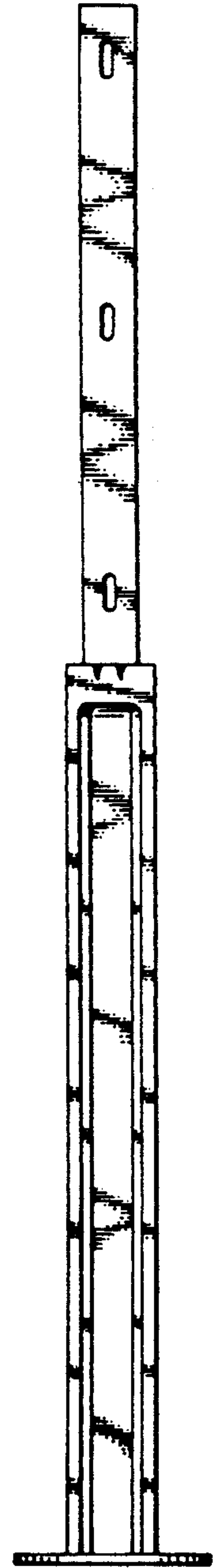


FIG. 4.

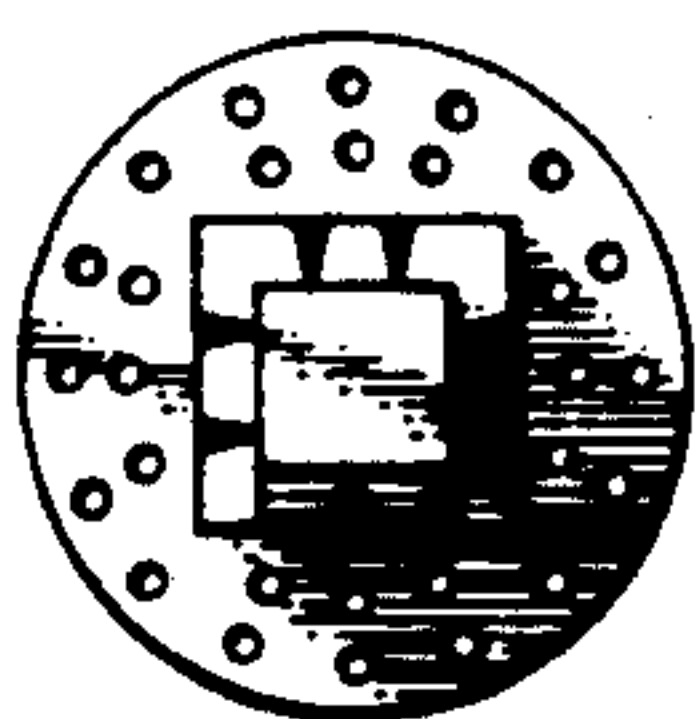


FIG. 5.

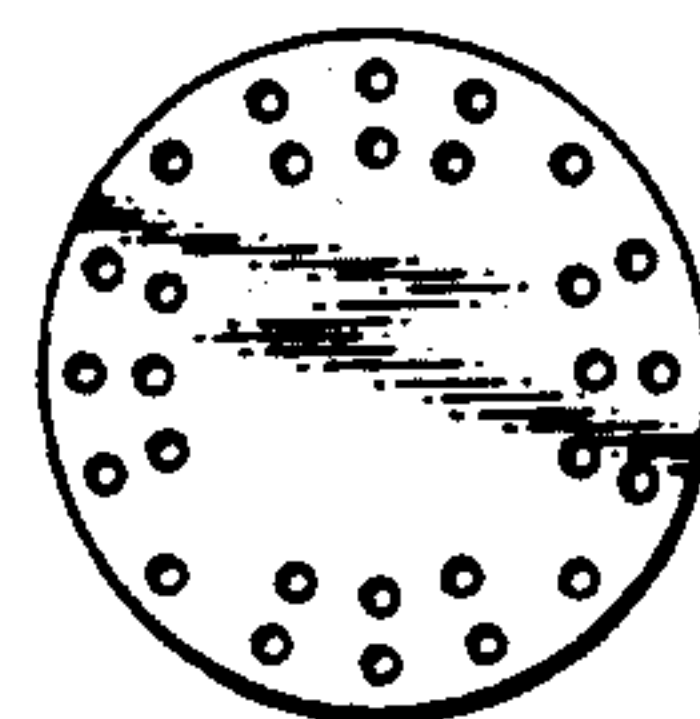


FIG. 6.