



US00D331974S

# United States Patent [19]

[11] Patent Number: **Des. 331,974**

**Björk et al.**

[45] Date of Patent: **\*\* Dec. 22, 1992**

[54] **ORTHODONTIC BRACKET**

4,107,844	8/1978	Kurz .....	433/9
4,487,581	12/1984	Adler .....	433/16
4,511,331	4/1985	Sabold et al. ....	433/8 X

[76] Inventors: **Gunnar Björk**, Ravingatan 10 A, S-552 76 Jönköping; **Göran Steen**, Hovås Arkitektväg 7, S-430 80 Hovås, both of Sweden

*Primary Examiner*—Susan J. Lucas  
*Assistant Examiner*—M. H. Tung  
*Attorney, Agent, or Firm*—Barnes, Kisselle, Raisch, Choate, Whittemore & Hulbert

[\*\*] Term: **14 Years**

[21] Appl. No.: **657,308**

[57] **CLAIM**

[22] Filed: **Feb. 15, 1991**

The ornamental design for an orthodontic bracket, as shown and described.

[52] U.S. Cl. .... **D24/180**

[58] Field of Search ..... D24/176-182;  
433/2, 8-17, 140

**DESCRIPTION**

[56] **References Cited**

FIG. 1 is a front elevational view of an orthodontic bracket showing my new design, the rear view being a mirror image;

**U.S. PATENT DOCUMENTS**


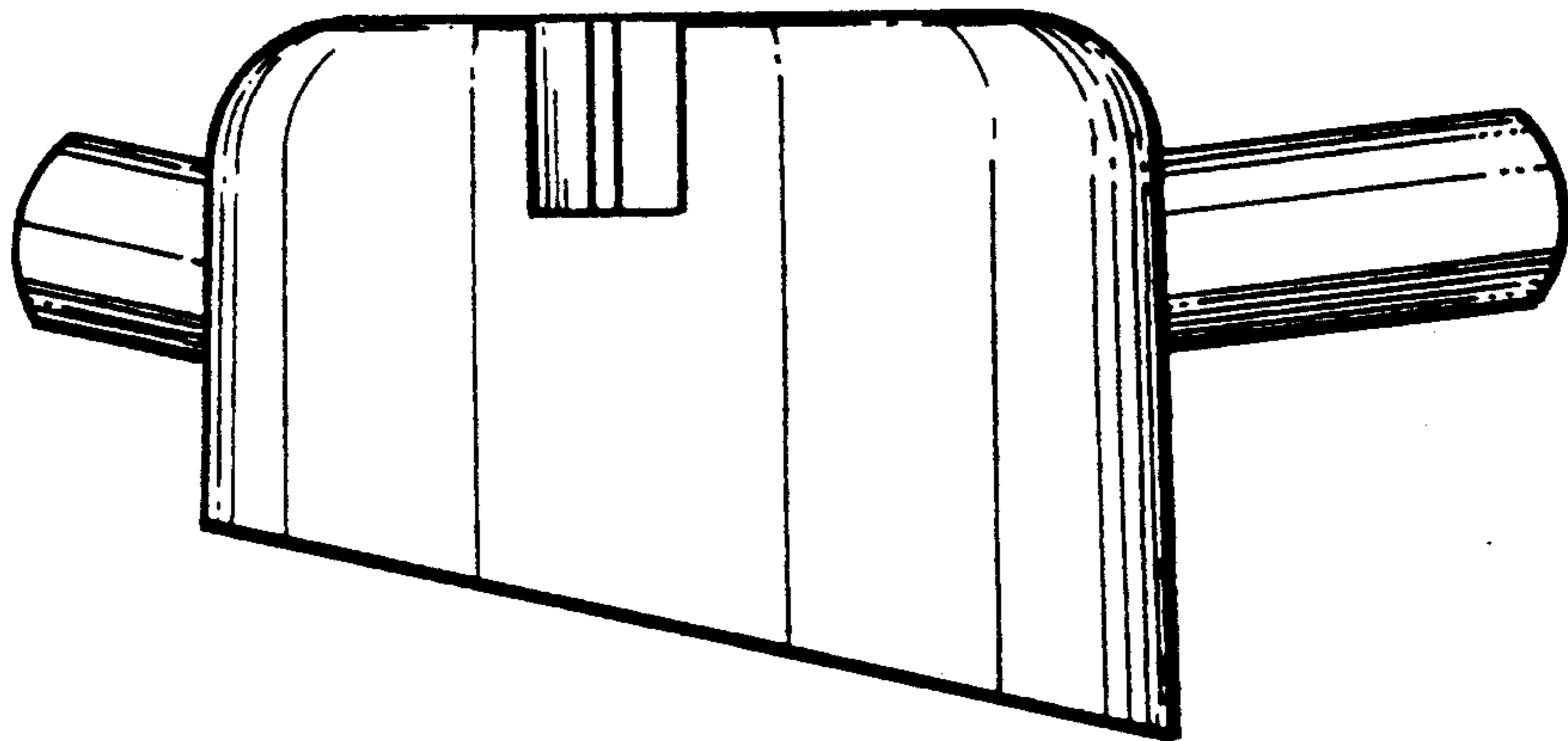
D. 315,957	4/1991	Kelly et al. ....	D24/180
D. 318,528	7/1991	Björk et al. ....	D24/180
D. 322,482	12/1991	Ianieri et al. ....	D24/180
3,578,744	5/1971	Wildman .....	433/14

FIG. 2 is a left side elevational view thereof;

FIG. 3 is a right side elevational view thereof;

FIG. 4 is a top plan view thereof; and,

FIG. 5 is a bottom plan view thereof.



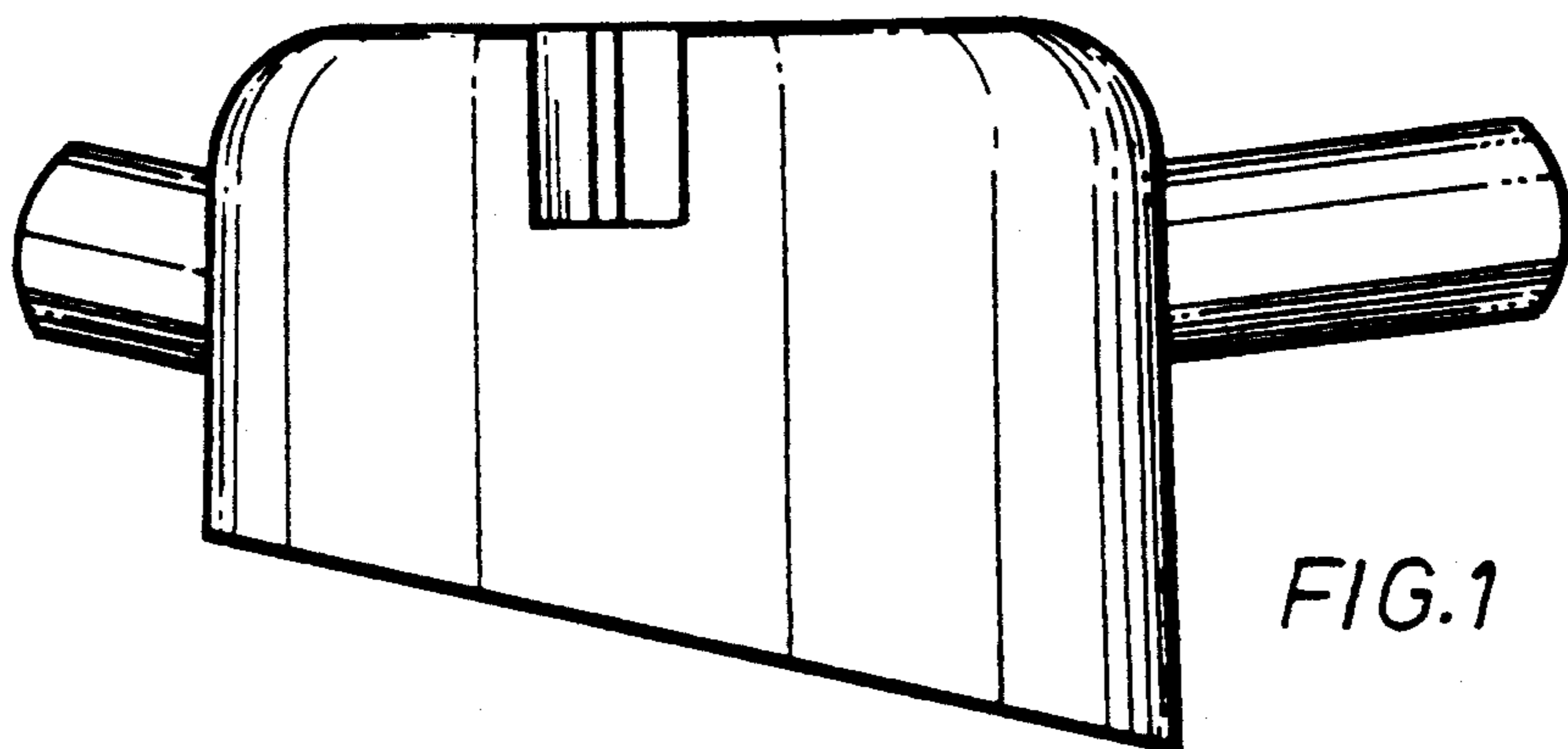


FIG. 1

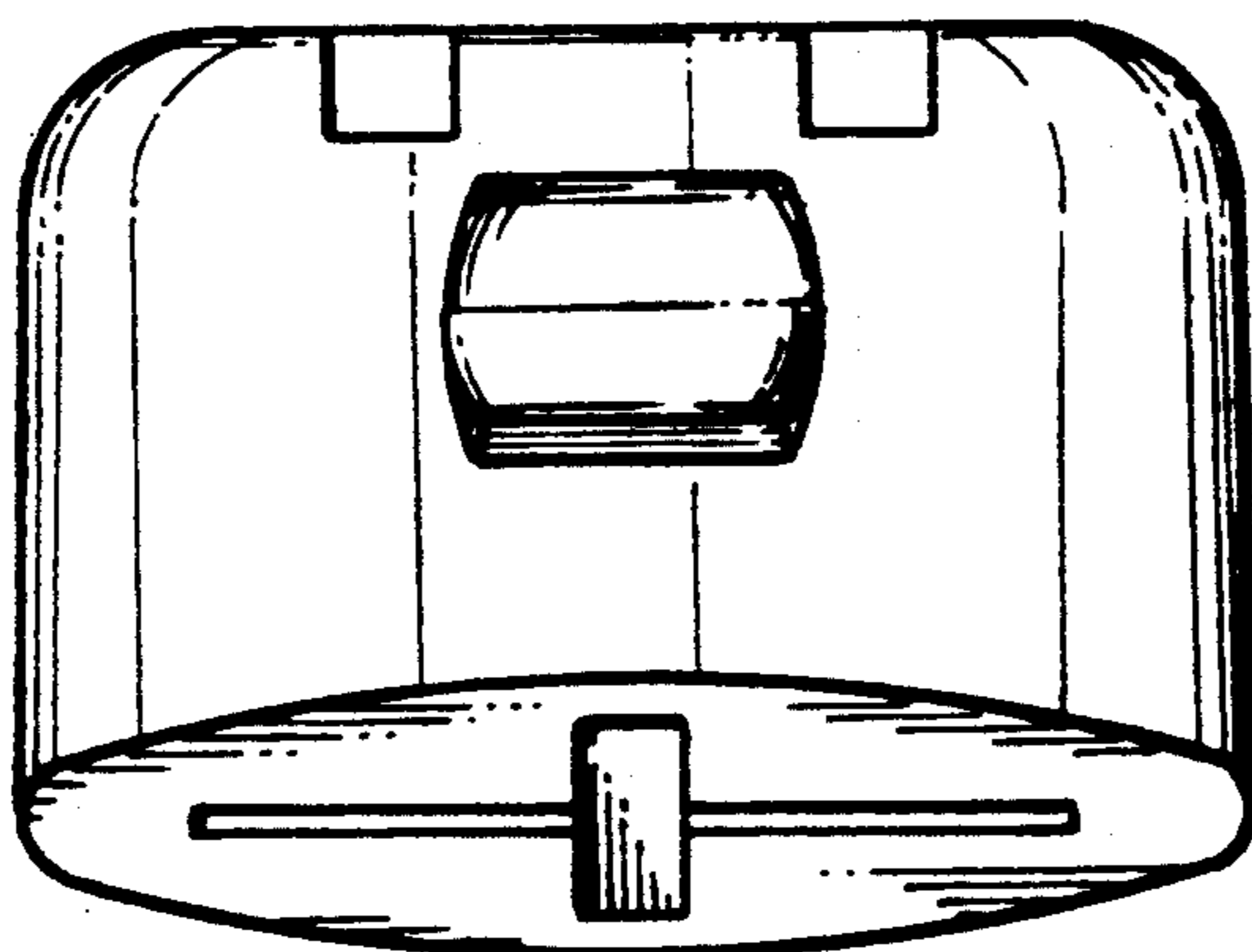


FIG. 2

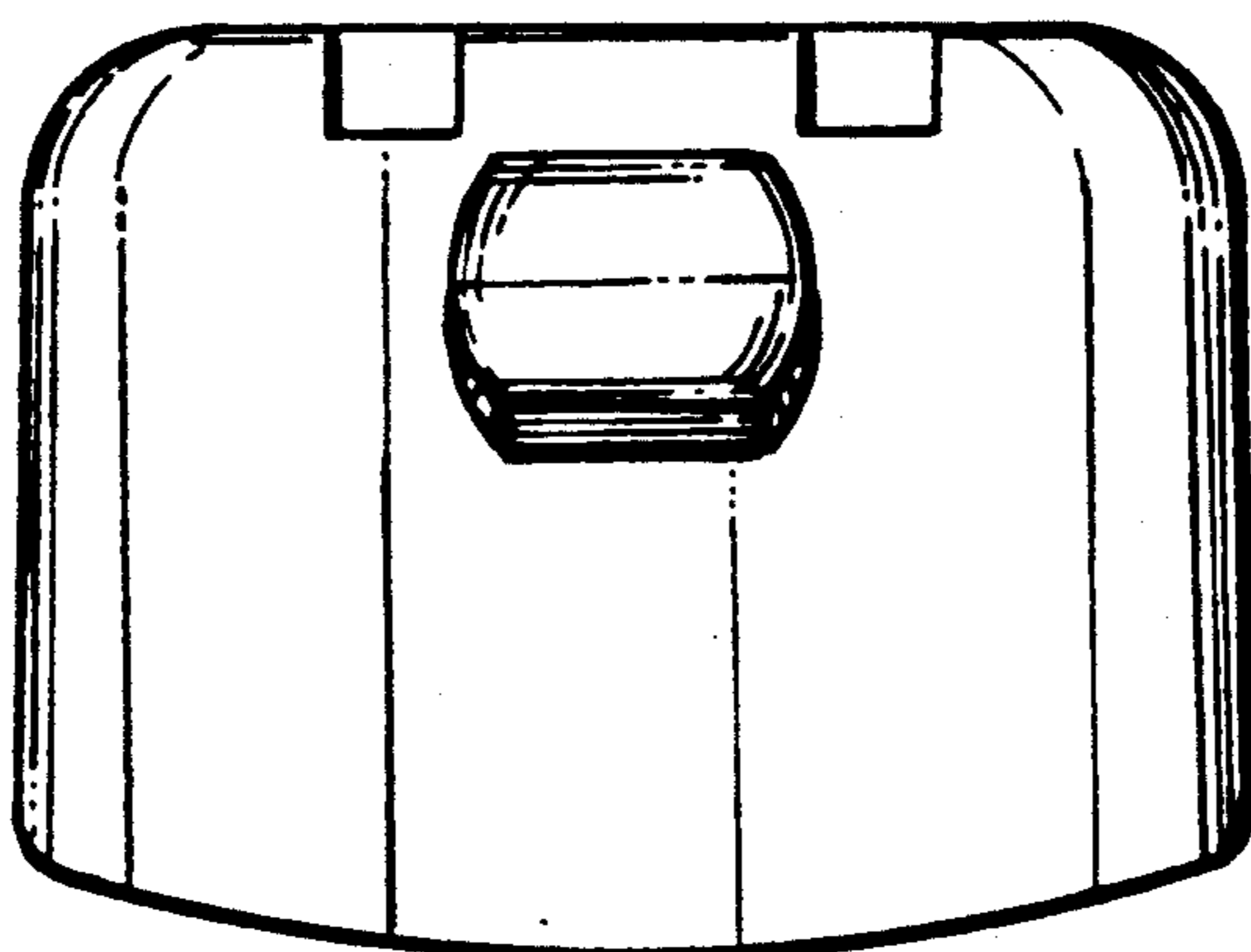


FIG. 3




FIG. 4




FIG. 5