



US00D331972S

United States Patent [19]

[11] Patent Number: **Des. 331,972**

Tam

[45] Date of Patent: **** Dec. 22, 1992**

[54] **AUTOMATIC LATEX TUBE TOURNIQUET**

[76] Inventor: **Sai Y. Tam**, G.P.O. Box 11071, Hong Kong, Hong Kong

[**] Term: **14 Years**

[21] Appl. No.: **568,315**

[22] Filed: **Aug. 15, 1990**

[52] U.S. Cl. **D24/169**

[58] Field of Search **D24/169; 606/202, 203, 606/201**

[56] **References Cited**

U.S. PATENT DOCUMENTS

268,407	12/1882	Hughes	606/203
3,156,243	11/1964	Sculley	606/203
3,910,280	10/1975	Talonn	606/203
4,911,162	3/1990	Wolff	606/203

FOREIGN PATENT DOCUMENTS

116403 1/1943 Australia 606/203

Primary Examiner—Stella Reid
Attorney, Agent, or Firm—Knobbe, Martens, Olson & Bear

[57] **CLAIM**

The ornamental design for an automatic latex tube tourniquet, as shown and described.

DESCRIPTION

FIG. 1 is a front elevational view of an automatic latex tube tourniquet showing my new design; FIG. 2 is a rear elevational view thereof; FIG. 3 is a left side elevational view thereof; FIG. 4 is a right side elevational view thereof; FIG. 5 is a top plan view thereof; and, FIG. 6 is a bottom plan view thereof.

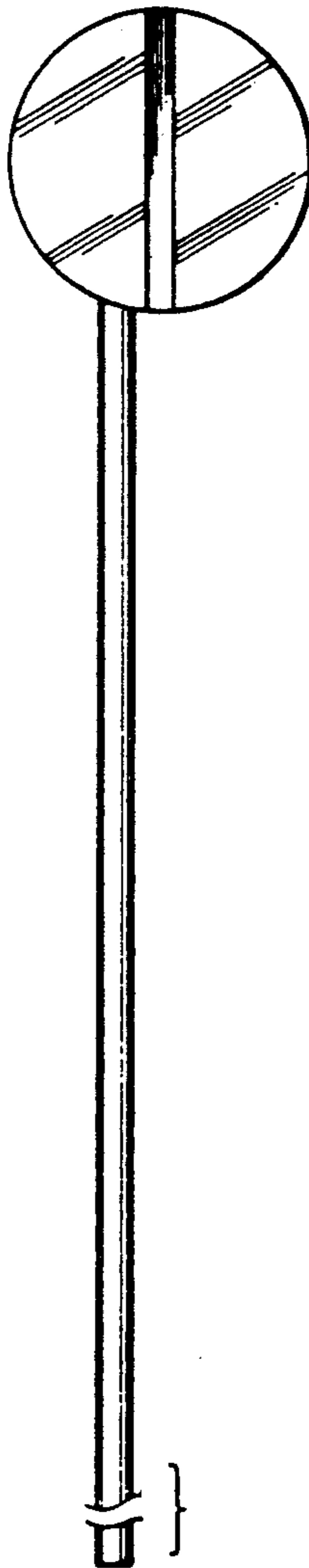




FIG. 5

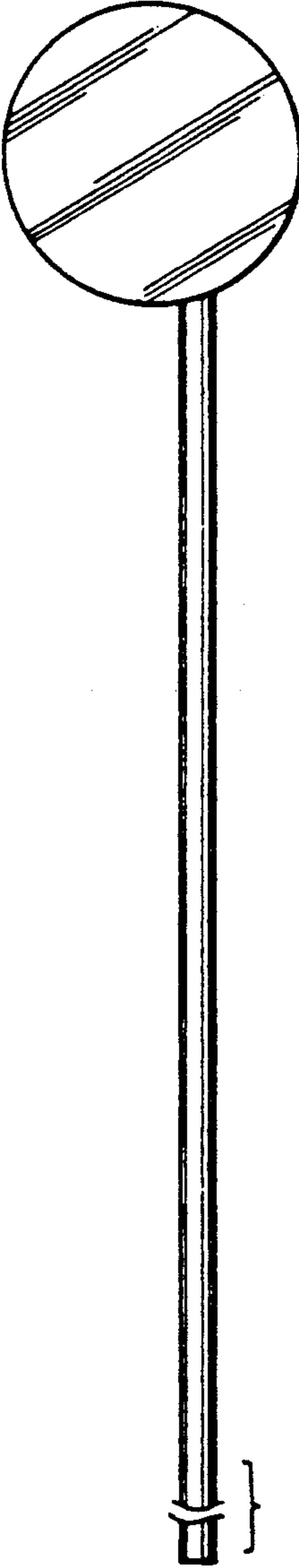


FIG. 2



FIG. 3

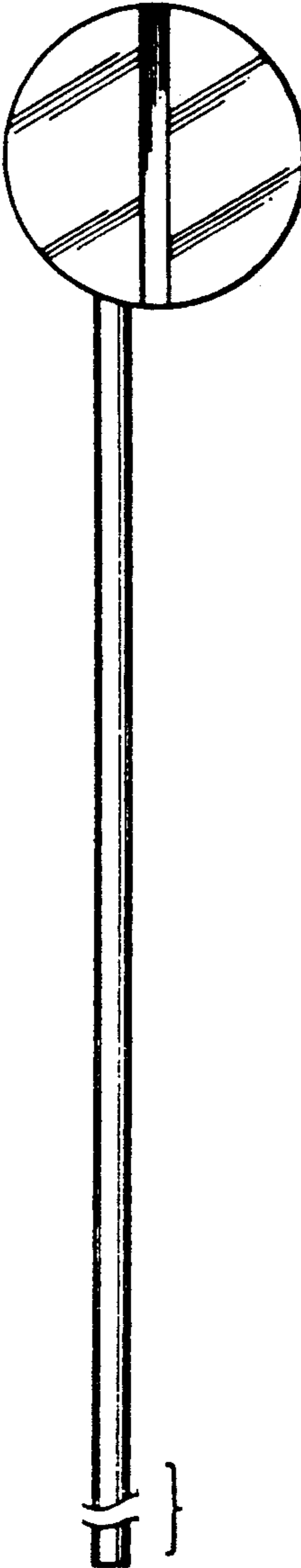


FIG. 1




FIG. 4



FIG. 6