



US00D331945S

United States Patent [19]

[11] Patent Number: **Des. 331,945**

Burgess

[45] Date of Patent: **** Dec. 22, 1992**

[54] **FOOD AND BEVERAGE MENU HOLDER FOR RESTAURANT TABLES**

2,113,406	4/1938	Koeble	40/124.1
2,142,826	1/1939	Rosello	40/124.1
2,427,629	9/1947	Smith et al.	40/124.1
2,431,835	12/1947	Smith	40/124.1

[75] Inventor: **Karen E. Burgess**, Branford, Conn.

[73] Assignee: **Gastro-Gnomes, Inc.**, West Hartford, Conn.

Primary Examiner—Wallace R. Burke
Assistant Examiner—Marcus Jackson
Attorney, Agent, or Firm—Ware, Fressola, Van Der Sluys & Adolphson

[**] Term: **14 Years**

[21] Appl. No.: **723,521**

[57] **CLAIM**

[22] Filed: **Jun. 28, 1991**

The ornamental design for a food and beverage menu holder for restaurant tables, as shown and described.

[52] U.S. Cl. **D20/40**

[58] Field of Search D20/10, 39, 40, 41;
40/1, 624, 124, 124.1, 124.2, 642, 643, 644;
116/173

DESCRIPTION

[56] **References Cited**

U.S. PATENT DOCUMENTS

D. 313,050	3/1990	Burgess	D20/40
D. 324,079	2/1992	Burgess	D20/40
D. 325,602	4/1992	Burgess	D20/40
D. 325,936	5/1992	Burgess	D20/40
990,154	4/1911	Mitchell	40/124.1

FIG. 1 is a perspective view of a food and beverage menu holder for restaurant tables showing my new design;
FIG. 2 is a top plan view thereof;
FIG. 3 is a front view thereof, with the rear being a mirror image;
FIG. 4 is a right side elevational view thereof;
FIG. 5 is a bottom view thereof; and,
FIG. 6 is a left side view thereof.




FIG. 1




FIG. 4

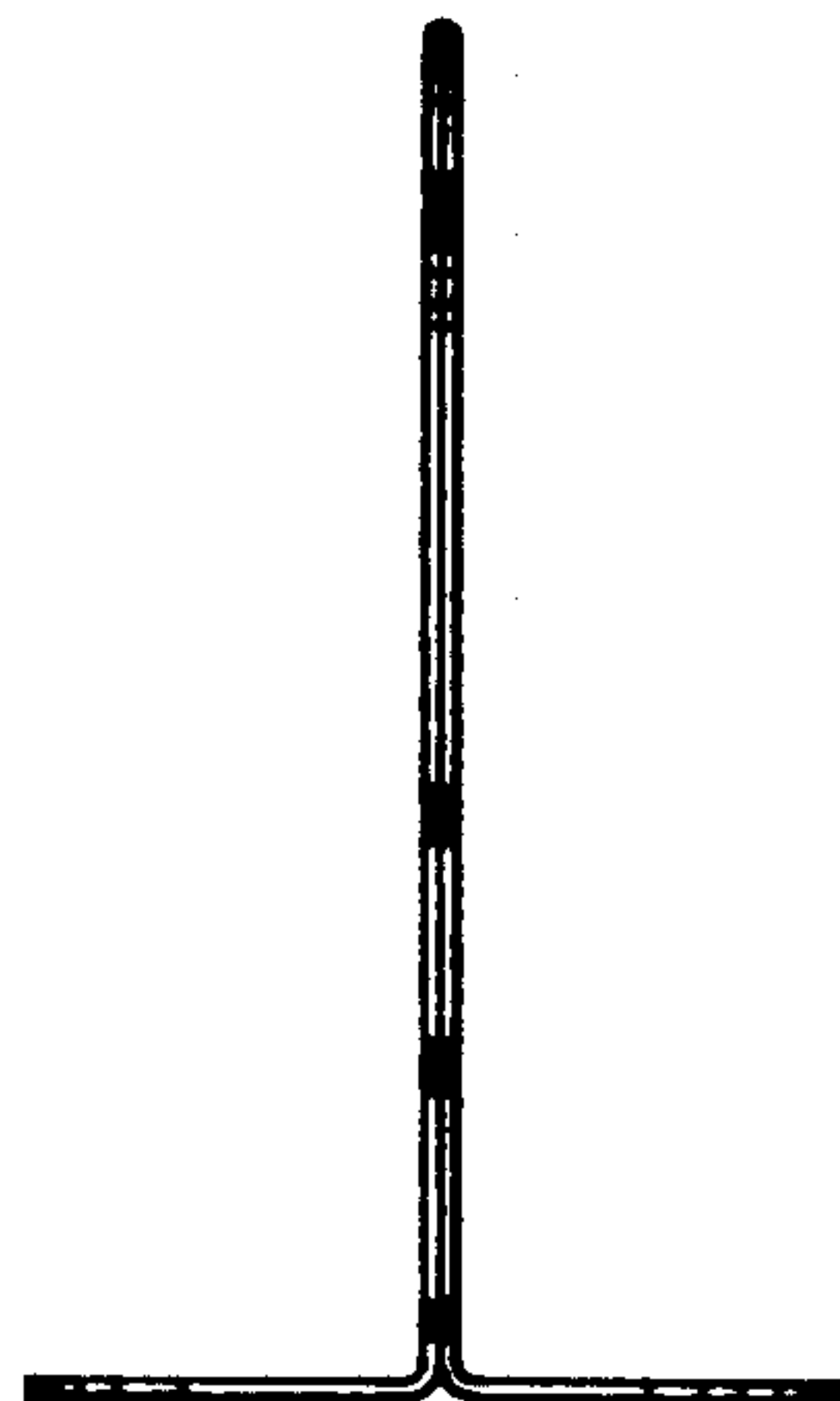


FIG. 2

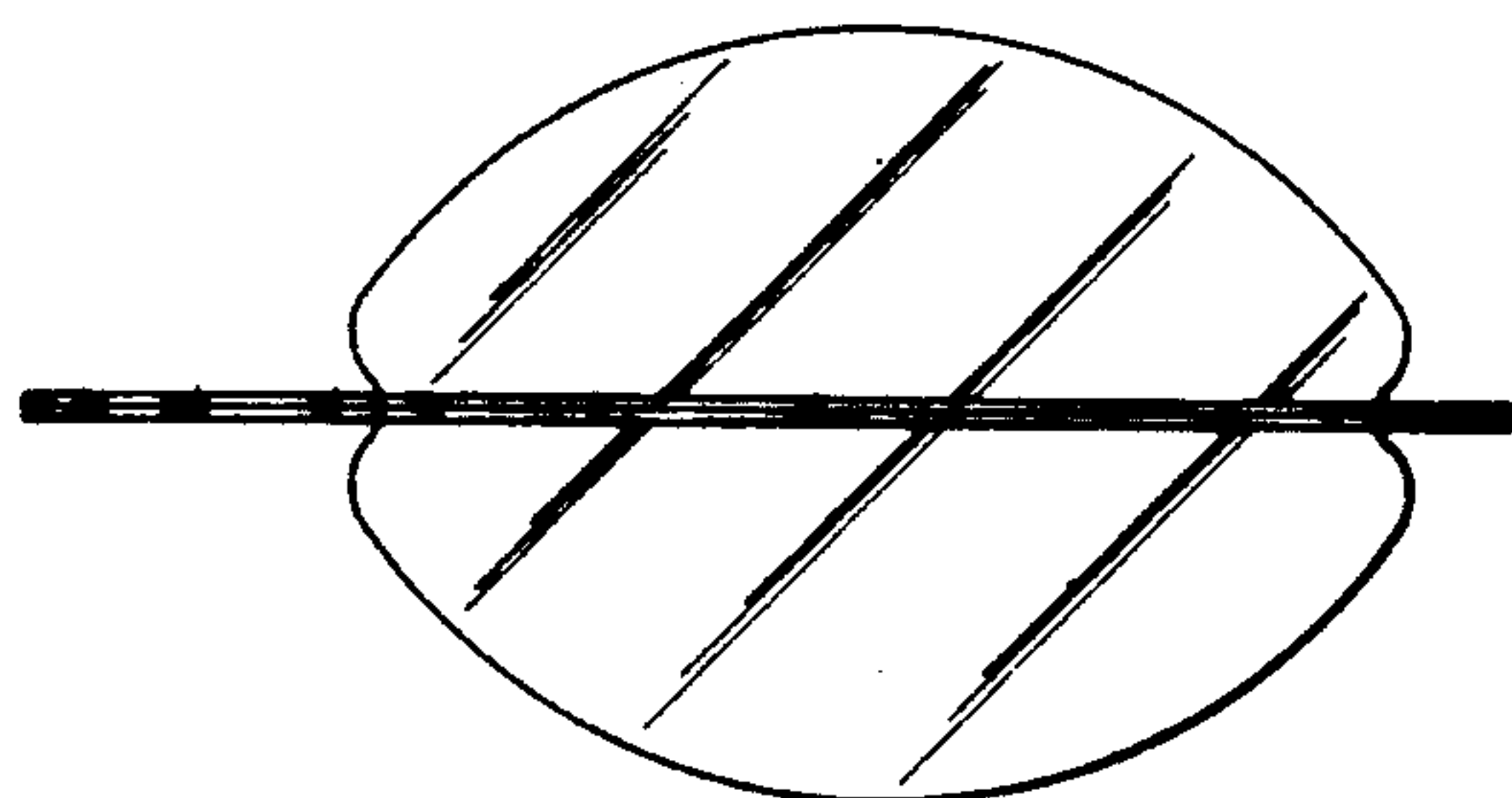


FIG. 6

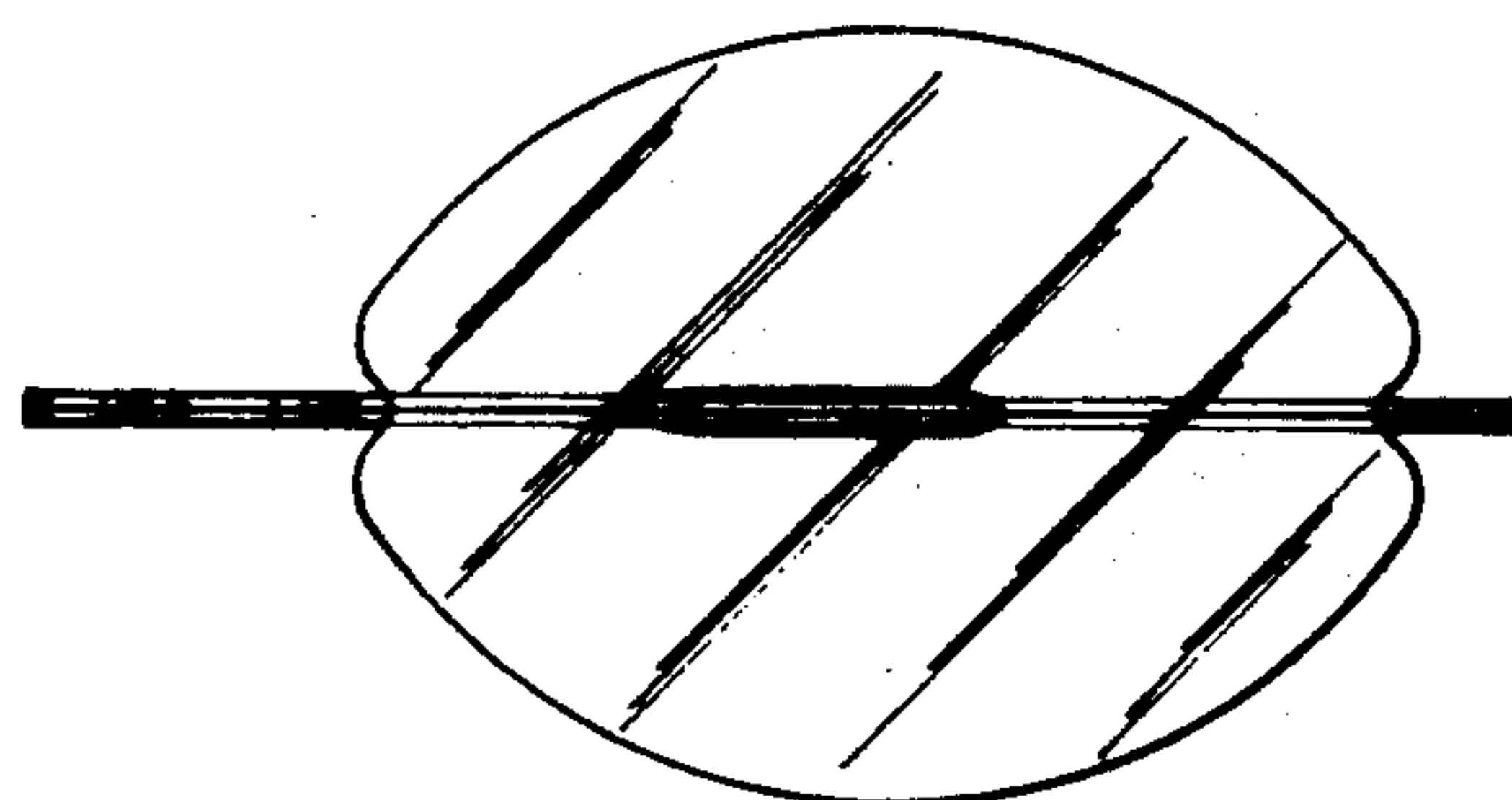


FIG. 3

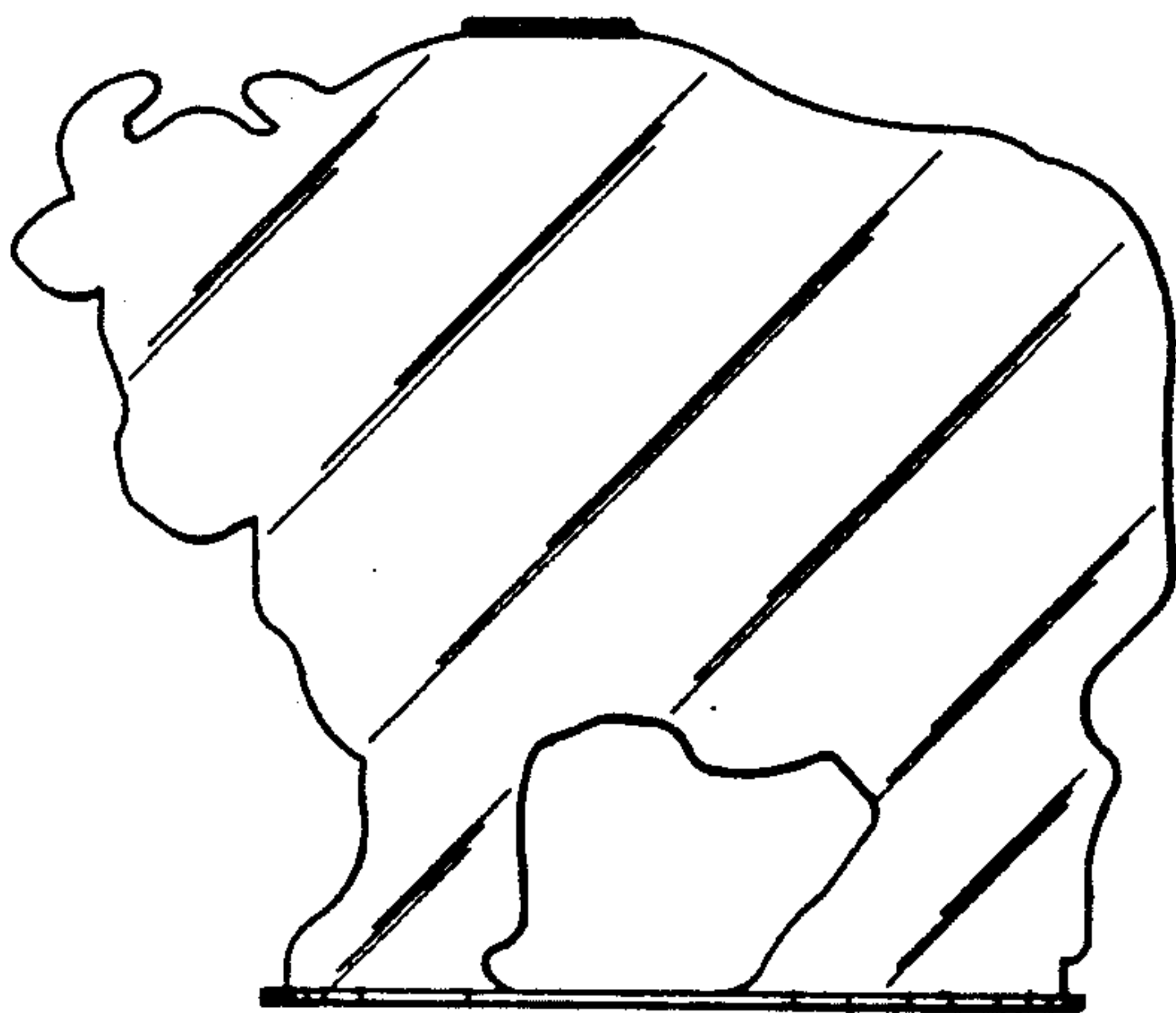


FIG. 5

