



US00D331941S

United States Patent [19]

[11] Patent Number: Des. 331,941

Meumann

[45] Date of Patent: ** Dec. 22, 1992

[54] DESK-TOP CONTAINER

DESCRIPTION

[76] Inventor: **Rolf R. Meumann**, 52 Montague Street, New Town, Hobart, Tasmania, Australia

FIG. 1 is a side elevational view of a desk-top container showing my new design;

FIG. 2 is an end elevational view;

FIG. 3 is a top plan view;

[**] Term: **14 Years**

FIG. 4 is a cross-sectional view taken in the direction of arrows 4—4 of FIG. 3;

[21] Appl. No.: **350,538**

FIG. 5 is a side elevational view in a fully opened condition;

[22] Filed: **May 11, 1989**

FIG. 6 is an end elevational view of FIG. 5;

FIG. 7 is a top plan view of FIG. 5;

[30] Foreign Application Priority Data

Nov. 16, 1988 [AU] Australia 3841/88

FIG. 8 is a cross-sectional view of FIG. 5 taken in the direction of arrows 8—8 of FIG. 7;

[52] U.S. Cl. **D19/77; D19/83; D19/95**

FIG. 9 is a side elevational view of a second embodiment of my new design;

[58] Field of Search **D19/51, 65, 75, 77, D19/85, 78, 90-95, 99, 100; 206/214, 371, 494, 224; 211/69.1-69.9**

FIG. 10 is an end elevational view of FIG. 9;

FIG. 11 is a top plan view of FIG. 9;

[56] References Cited

U.S. PATENT DOCUMENTS

D. 155,958	11/1949	Woofter	D19/90 X
D. 161,840	2/1951	Hopp	D19/90 X
D. 230,320	2/1974	Lowery et al.	D19/86 X
D. 235,080	5/1975	Verona	D19/51 X
D. 258,941	4/1981	Henkels	D19/85 X
D. 299,476	1/1989	Wolff	D19/78
D. 306,318	2/1990	Hsiao	D19/85 X
1,598,235	8/1926	Barbieri	206/494 X
3,198,339	8/1965	Stolarz	211/69.5 X
4,002,237	1/1977	Nichols	206/371
4,121,719	10/1978	Wilhelm	211/69.5

FIG. 12 is a cross-sectional view of FIG. 9 taken in the direction of arrows 12—12 in FIG. 11;

FIG. 13 is a side elevational view of FIG. 9 in a fully opened condition;

FIG. 14 is an end elevational view of FIG. 13;

FIG. 15 is a top plan view of FIG. 13;

FIG. 16 is a cross-sectional view of FIG. 13 taken in the direction of arrows 16—16 in FIG. 15;

FIG. 17 is a top, side and left end perspective view of FIG. 1;

FIG. 18 is a perspective view of FIG. 17 in partially opened condition;

FIG. 19 is a perspective view of FIG. 17 in an alternate, partially opened condition;

FIG. 20 is a perspective view of FIG. 17 in a fully opened condition;

FIG. 21 is a top, side and left end view of FIG. 9;

FIG. 22 is a perspective view of FIG. 21 in a fully opened condition;

FIG. 23 is a perspective view of FIG. 21 in an alternate, partially opened condition; and,

FIG. 24 is a perspective view of FIG. 21 in a fully opened condition.

Primary Examiner—Nelson C. Holtje
Assistant Examiner—Martha Thompson
Attorney, Agent, or Firm—Baker & Daniels

[57] CLAIM

The ornamental design for a desk-top container, as shown and described.

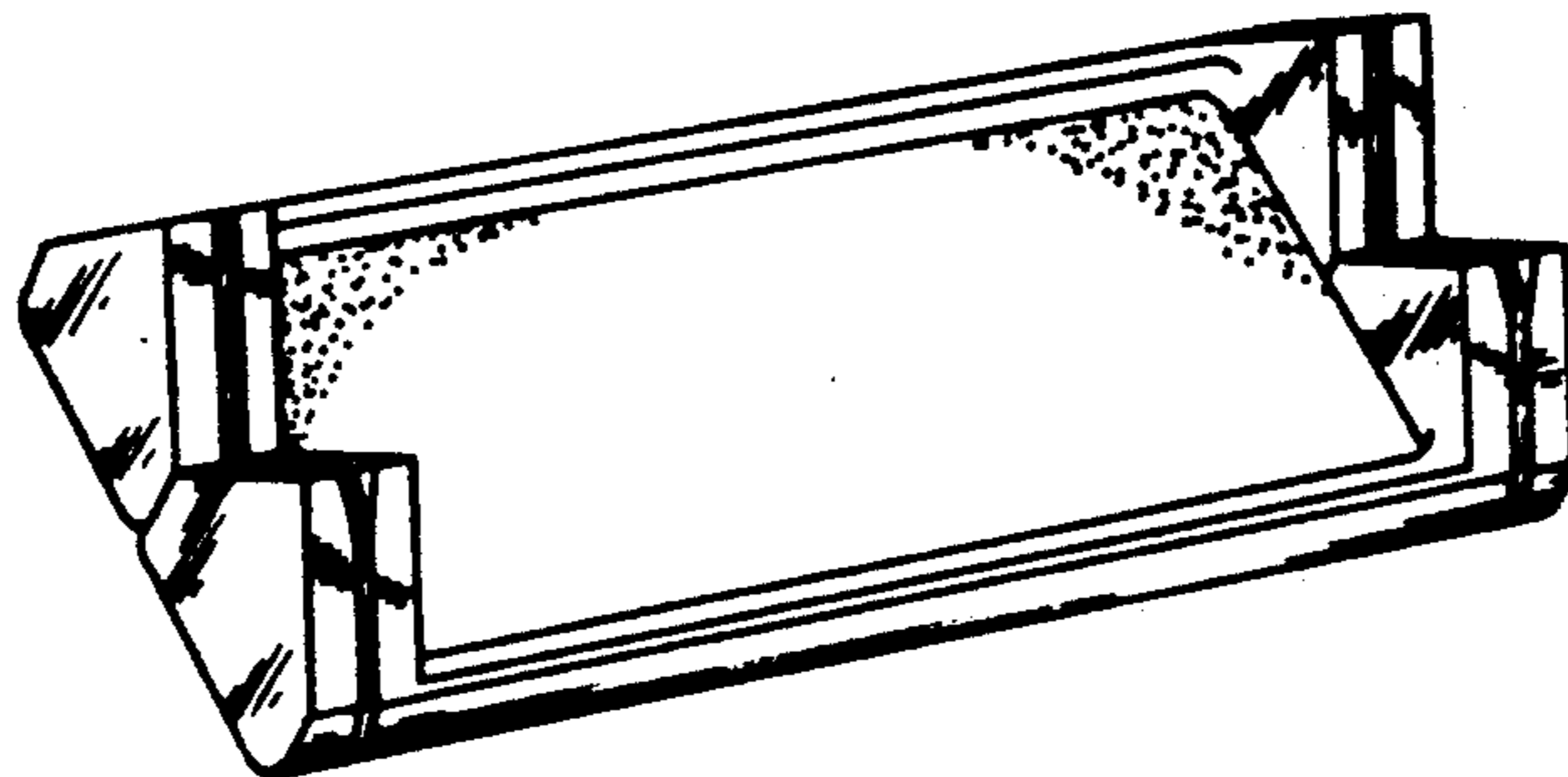



Fig. 1





Fig. 2



Fig. 3

4



4

Fig. 4




Fig. 5




Fig. 6



Fig. 7

8



8

Fig. 8

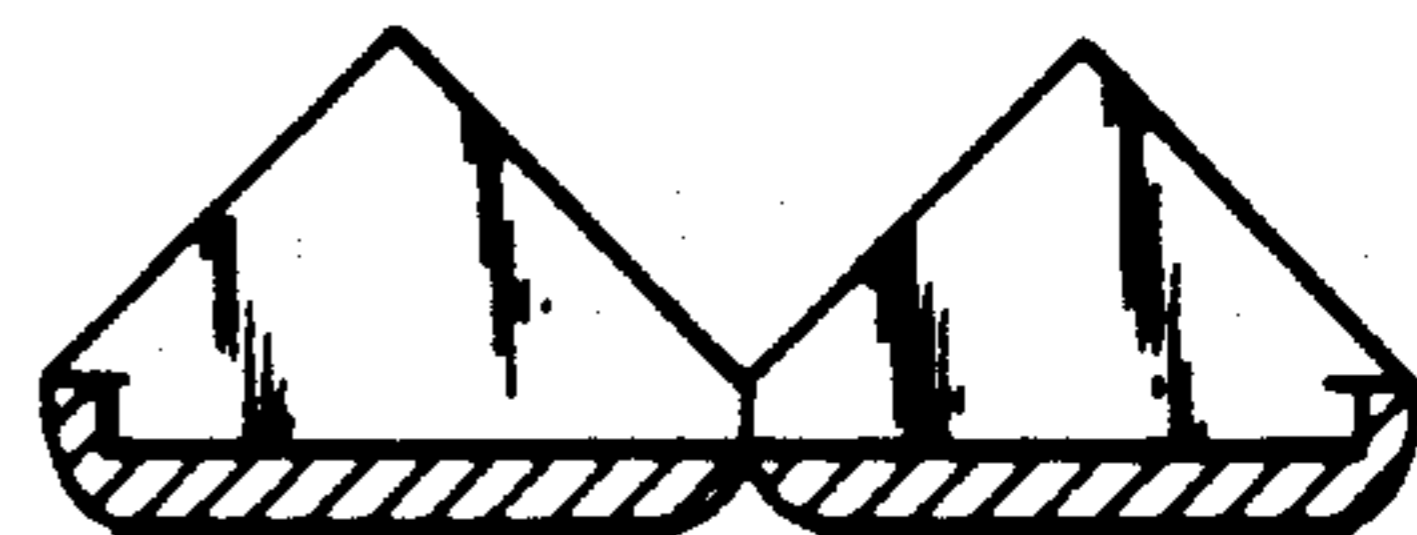


Fig. 9


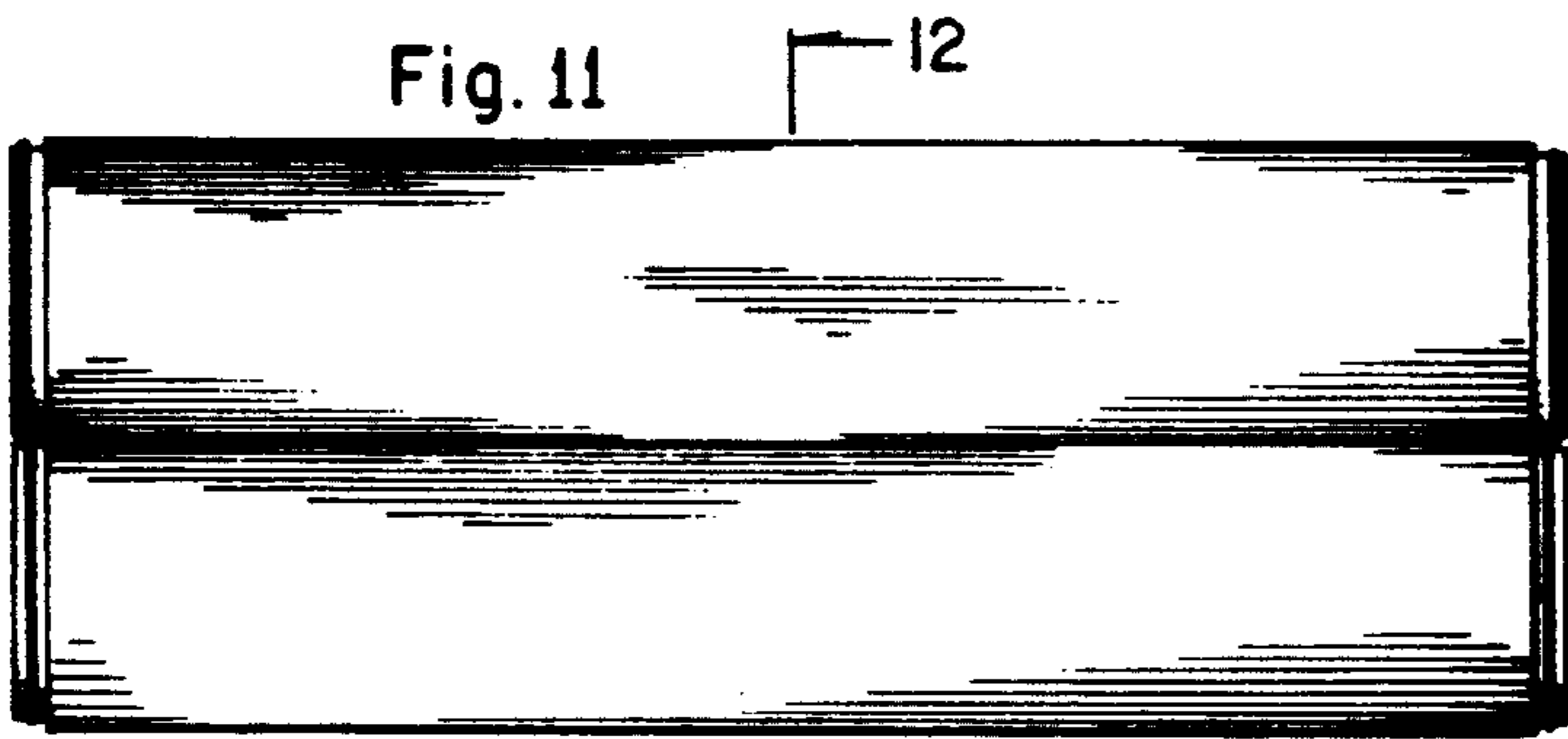


Fig. 10



Fig. 11



12

12

Fig. 12




Fig. 13



Fig. 14

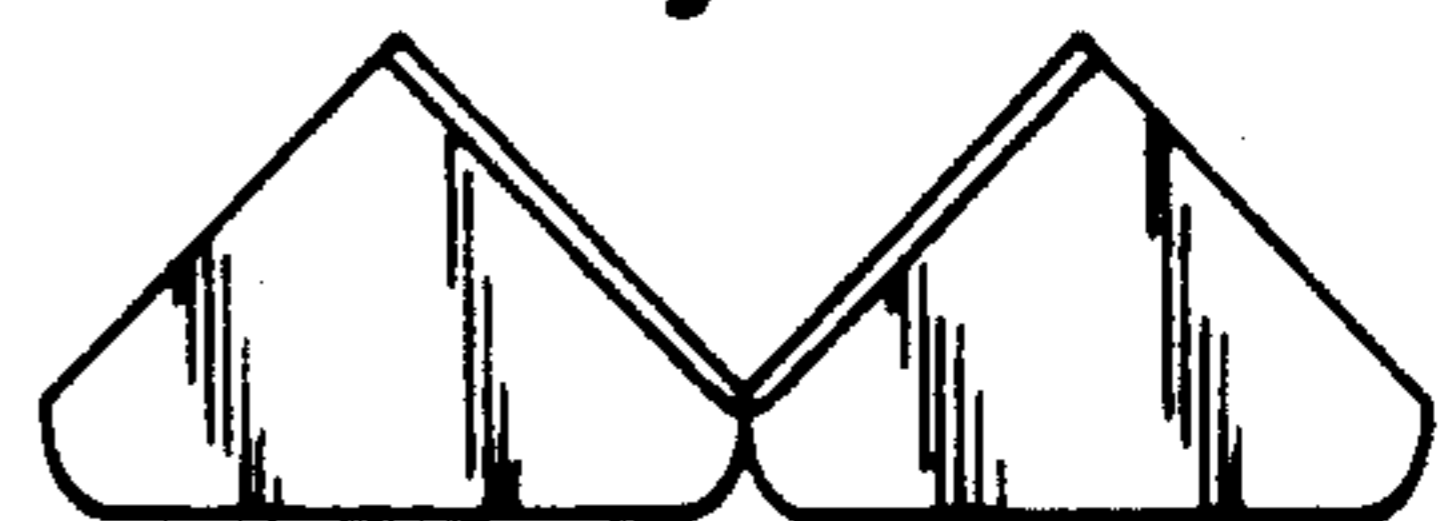
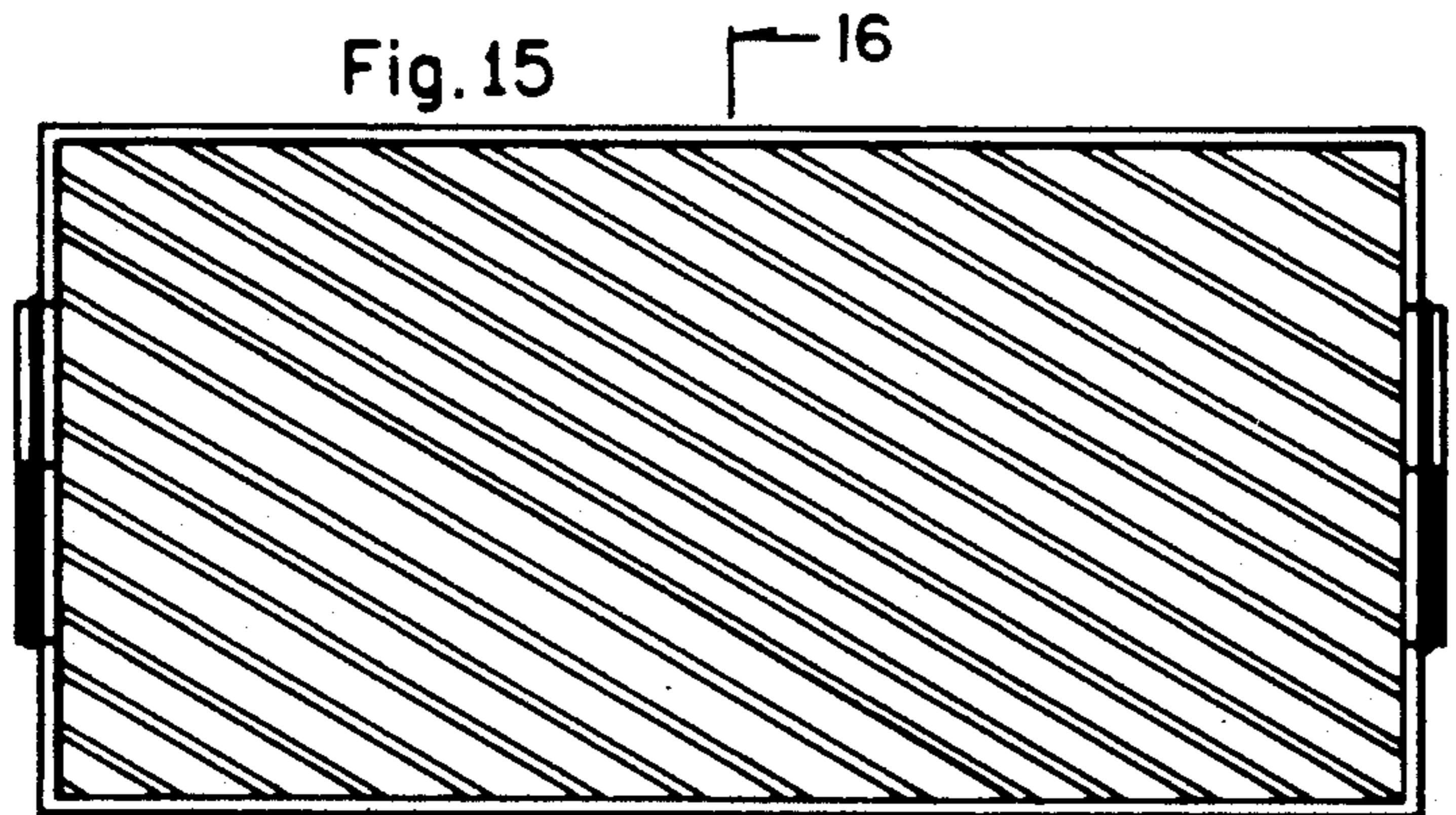


Fig. 15



16

16

Fig. 16



Fig. 17



Fig. 18




Fig. 19

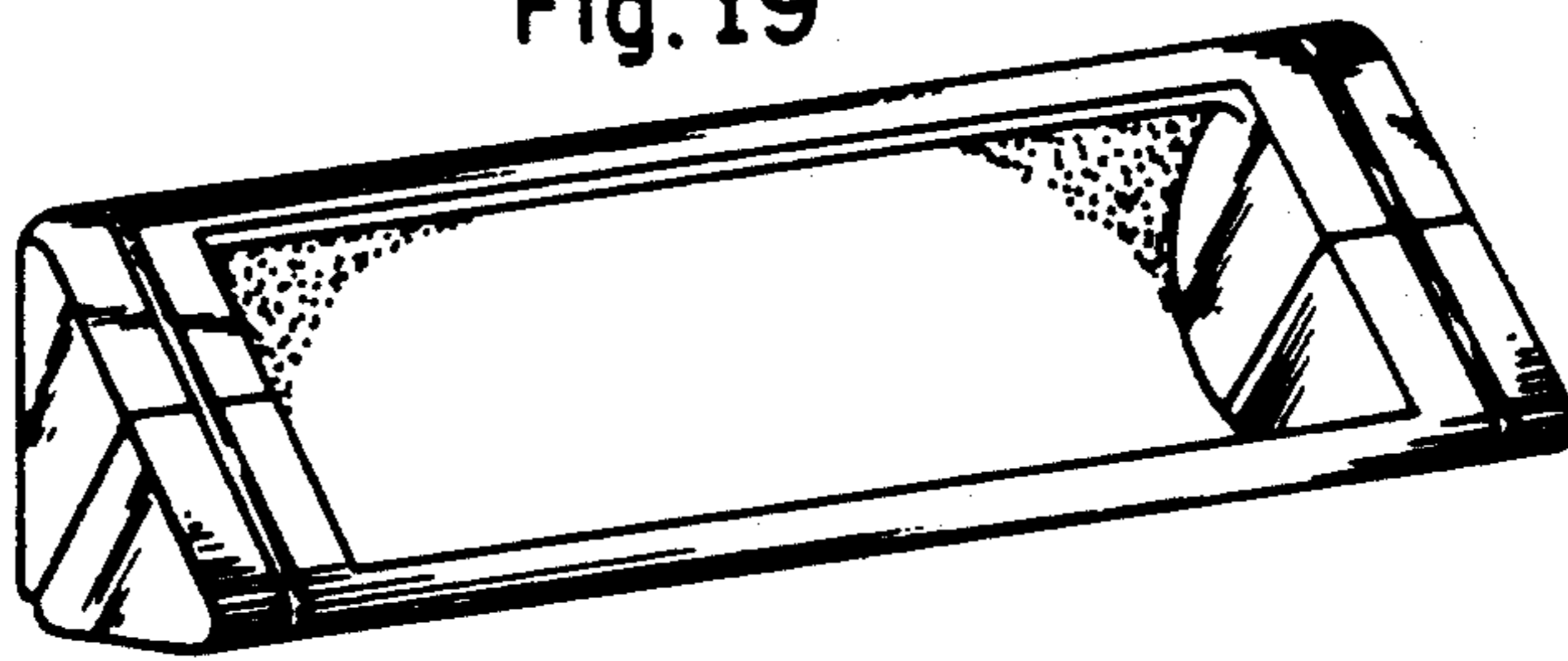


Fig. 20

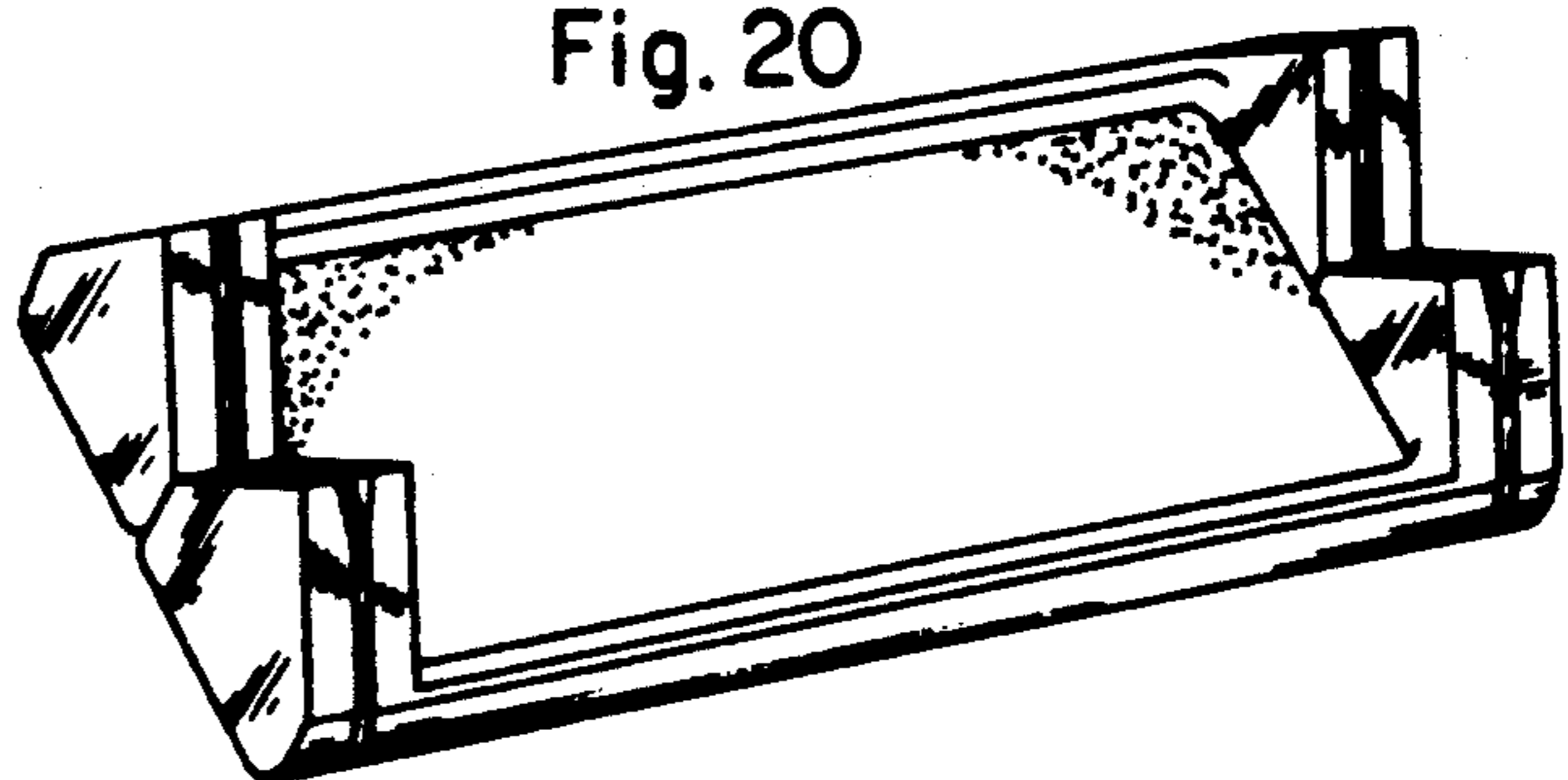


Fig. 21




Fig. 22

